

PABX 7

PRINCIPLES

*Post Office
Telecommunications
Technical Training College
THQ/TP 722C*

PABX 7 - PRINCIPLES

LAYOUT	PAGE
Front and rear views	3
References	4
Connexion strips	5
" " TSA & TSE	6
" " TSB & TSF	7
" " TSC & TSG	8
" " TSD	9
" " TSJ & TSN	10
" " TSK & TSO	11
" " TSL & TSP	12
" " TSM	13
Trunking.	13
 OBTAINING DIAL TONE	
Trunking sequence	15
Allocation of connecting circuits	16
Seizure of connecting circuit	17
PG or delayed dialling.	18-19
 EXTENSION TO EXTENSION CALL	
Trunking sequence	20
Absorption of first digit 2	21
Dialling, testing, ringing and answering	22-23
Release of connexion.	24
 OUTGOING EXCHANGE LINE CALL	
Trunking sequence	25
Seizure of public exchange line	26-27
Dialling to public exchange	28
Release	29
Discriminatory call barring	31
" " " - options 1 & 6	32-33
" " " - " 2 & 6	34-35
" " " - " 3 & 6	36-37
" " " - " 1 & 7	38-39
" " " - " 2 & 7	40-41
" " " - " 3 & 7	42-43
" " " - " 1 & 8	44-45
" " " - " 2 & 8	46-47
" " " - " 3 & 8	48-49
" " " - " 4 & 8	50-51
" " " - " 5 & 8	52-53
Outgoing call by operator.	54-55
 INCOMING EXCHANGE LINE CALL	
Outline	56-57
Operator answering	58-59
Operator keying number of wanted extension	60-61
Wiring of extension 'M' wires to finder banks	62
Testing & switching to called extension	65
" " " " " " (Free) - sequence chart	64
" " " " " " (busy & ring when free) - sequence chart	63

ENQUIRY & TRANSFER

Trunking sequence	67
Signal outline	68-69
Arrangement of relay sets and finders on units	71
Enquiry of another extension by extension on exchange line call	70-2-3
Operator recall	75
Transfer of exchange line call to other extension after enquiry.	76-77

NIGHT SERVICE

Direct extension — trunking sequence	78-79
" " — circuit outline	80-81
Level 8 answering — trunking sequence.	82-83
" " — circuit outline	84-85
Designated extension answering — trunking sequence	86-87
" " — circuit outline.	88-89

INTER - P.A.B.X. CALL

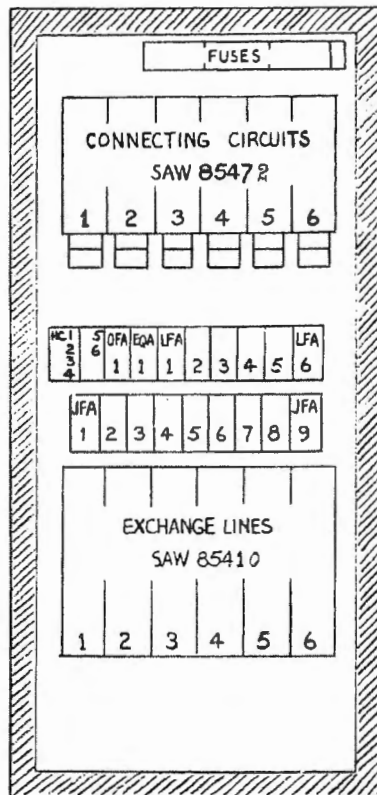
Outgoing level 7 access — trunking sequence	91
" " — circuit outline	92-93
Incoming dialling access — trunking sequence	95
" " — circuit outline	96-97

ASSISTANCE CALL

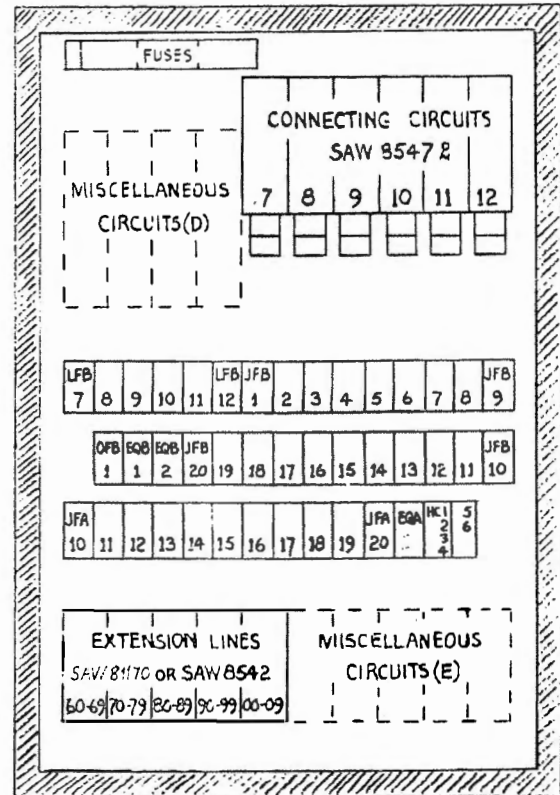
To switchboard from extension — trunking sequence	99
" " — circuit outline	100-101
To extension from switchboard — trunking sequence	103
" " — circuit outline.	104-105

LAYOUT - Front & Rear Views

Front

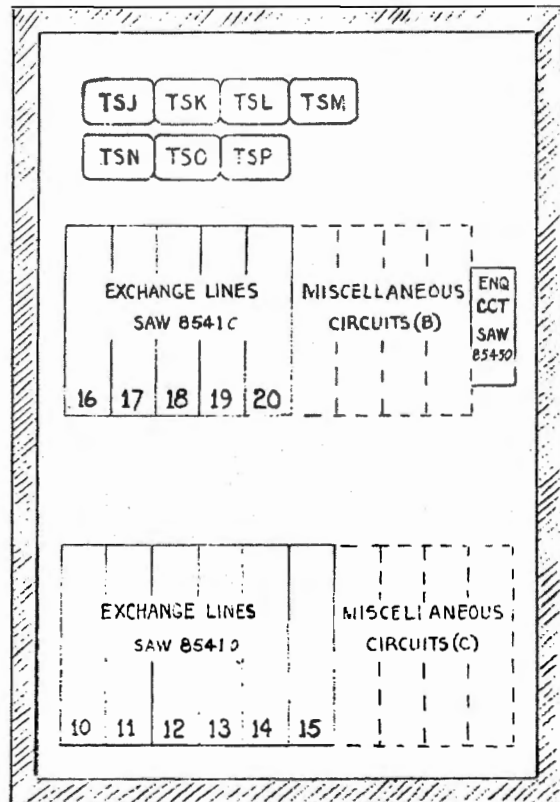
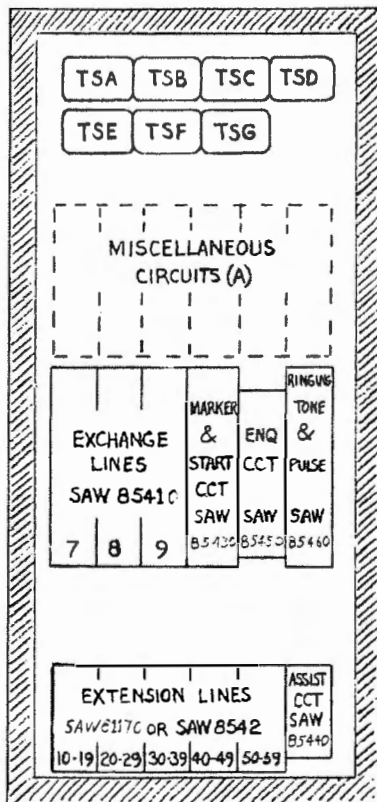


Unit 7/1B



Unit 7/2B

Rear



REFERENCES

Telecomms Instructions

C3 F1070 PABX7 Description & Facilities
C3 F1071 " Planning
C3 F1072 " Installation

PABX News Flash sheets issued by THQ/Sv 5.3.2 give information about corrective action for troubles recently brought to notice on P.A.B.X.s.

Diagrams

SA 8453 Ringing generator & tone oscillator units
SA 8540 Trunking arrangements
SAW 85412 Exchange line circuit
SAW 81170 Extension line circuit
SAW 85430 Marker and start circuit
SAW 85440 Assistance circuit
SAW 85450 Enquiry circuit
SAW 85460 Ringing, tone and pulse circuit
SAW 85472 Connecting circuit
SAW 85500 Inter-P.B.X. bothway auto-auto circuit
SAW 85511 Switchboard PABX
SAW 85680 Inter-P.B.X. manual/manual circuit
SAW 85690 Direct extension night service circuit
SAW 85700 " " " " allotter
SAW 85710 Designated extension night service circuit
SAW 85720 Manual extension
SAW 85730 Release pulse circuit
SAW 85740 Auxiliary level start circuit
SA/SAW 10035 Trunk barring equipment
CD 2289 Layout of equipment PABX 7/1A
CD 2290 " " " " /2A
N 676 Converter ringing No 10A

To Anyone Using This Booklet

This booklet has been produced by the Technical Training College at Stone, Staffs. It is organised in functions, each function being fully explained, so that when dealing with a particular fault on a PABX 7 the relevant information is readily available in convenient form. It is only intended to explain principles of operation and not to replace, although it may supplement, other sources of information.

If you have occasion to use it and, resulting from this, have a suggestion or useful comment to make please don't hesitate to send it to:—

Mr A.M. Hardie TP7.22c
P.O. Technical Training College
Yarnfield
Stone
Staffs
ST15 0NQ

CONNEXION STRIPS TSA-TSE

TSA																								
	1				5						9		ST CH 2A	ST CH 1A	LW 16	LW 17	LW 18	LW 19	LW 20	TP 10	TP 16	1	2	
181	+									+	ST CH 2A	ST CH 1A	LW 16	LW 17	LW 18	LW 19	LW 20	TP 10	TP 16	+ ₂	+ ₂	200		
161	-									-	ST CH 2B		SK 16	SK 17	SK 18	SK 19	SK 20	TP 11	TP 17	+ ₂	+ ₂	180		
141	LW									LW	ST CH 3A	LW 10	LW 11	LW 12	LW 13	LW 14	LW 15	TP 12	TP 18	J2	J2	160		
121	SK									SK	ST CH 3B	SK 10	SK 11	SK 12	SK 13	SK 14	SK 15	TP 13	TP 19	M2	M2	140		
101	EST									EST	EST	KA	KC	PK	SS	TJ	WP	TP 14	TP 20	dm _e	dm _e	120		
81	EC									EC	ECL	KB	KD	SE		T2		TP 15		TJ1	TJ1	100		
61	AA	WS	ML	OUT +	SKO	ST CH 1	NS	BE	DON	ST CH 2	WT SH	RT SH	DT SH	ECR	R1	FA	IRR	IRR E	HE 2	HE 2			80	
41	BZ	SW	IN +	OUT -	LWO	ST CH 1D	NSK	EN	FK	ST CH 3	WT	RT	DT	BL3	R2	RA	IRA	IR E	DM 2	DM 2			60	
21	AC	D	IN -	AL	RP	ST CH 4	OR	RS	EB		ET	BT SH	NUT SH	NSB	1C	EQ	IRB	IR E	BK			40		
1	PG 2	Z	EJ	PG 1	TP	ST CH 5	ATP	LB	BJ	MF	BA	BT	NUT	NB	ID	FE	CR	CRR	AK			20		
EXCH LINES & MISC																								

EXCH LINES & MISC

TSE																								
181	dm ₂	M2	M ₂₆							AK	+													
161	TJ1	J2	M ₂₇																					
141	dm _e	HE2	M ₂₈																					
121		+2	M ₂₉																					
101		-2	M ₃₀																					
81	M2	TJ1	M ₃₂	B _{CH}																				
61	+2	dm ₂	GB	M ₃₃	B _{CH}																			
41	+2	TX	M ₃₄	ST _{CH} 2																				
21	HC2	TY	AB ₁	M ₃₅	ST _{CH} 7																			
1	J2	dm _e	AB	ST _{CH} 6																				

MISC

CONNECTING CCT

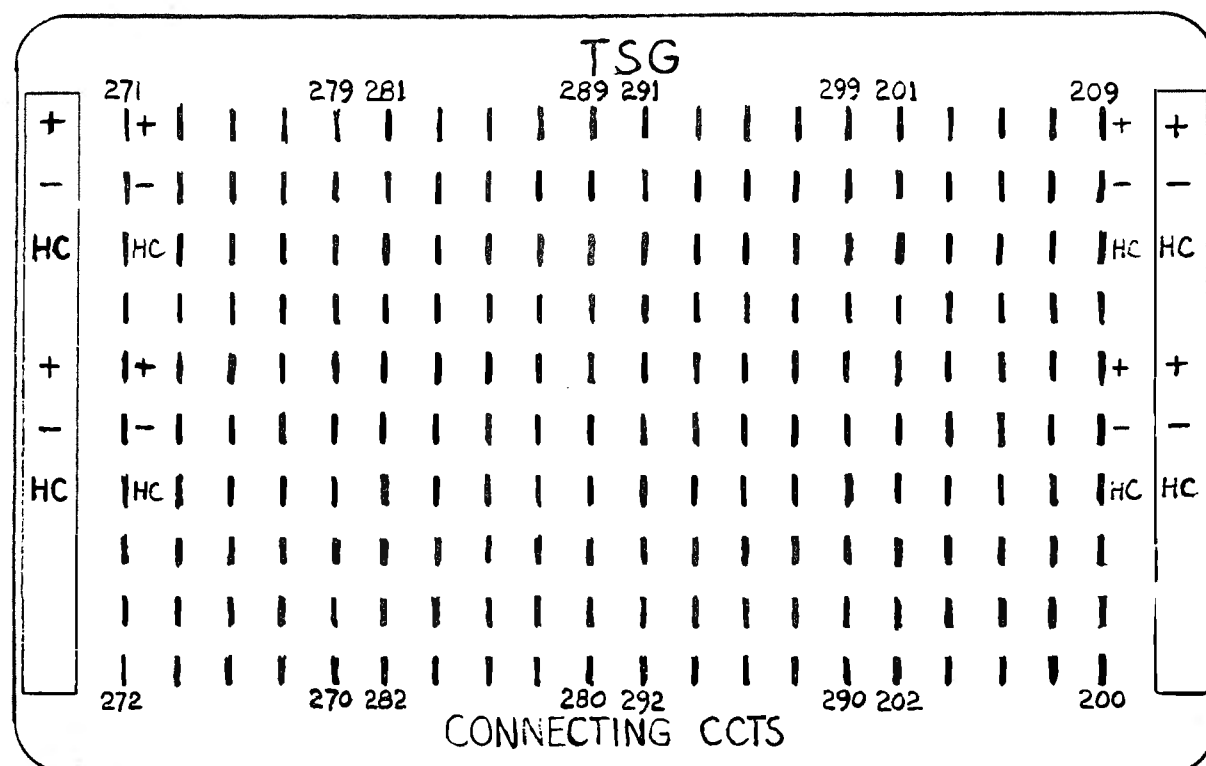
TSB									
3	9	210	215	219					
181	1 $\frac{1}{2}$	1 $\frac{1}{2}$	0/L 41	+	+				
161	1 $\frac{1}{2}$	1 $\frac{1}{2}$	0/L 31	-	-				
141	J2	J2	0/L 21	HC	HC				
121	M2	M2	0/L 11	H	H				
101	dm _e	dm _e	0/L 1	HE	HE				
81	tj1	tj1	SP 5	HF	HF				
61	HE ₂	HE ₂	SP 4	J	J				
41	DM ₂	DM ₂	SP 3	BD	BD				
21			SP 2	E	E				
1			SP 1	M	M				

EXCH LINES & MISC
EXTN LINES

[illegible]

		TSC																										
		220					225					230					235					239						
+	+																										+	+
-	-																										-	-
HC	HC																										HC	HC
H	H																										H	H
HE	HE																										HE	HE
HF	HF																										HF	HF
J	J																										J	J
BD	BD																										BD	BD
E	E																										E	E
M	M																										M	M

EXTN LINES



		TSD																					
		240				245				250				255				259					
+	+																					+	+
-	-																					-	-
HC	HC																					HC	HC
H	H																					H	H
HE	HE																					HE	HE
HF	HF																					HF	HF
J	J																					J	J
BD	BD																					BD	BD
E	E																					E	E
M	M																					M	M

EXTN LINES

CONNEXION STRIPS TSJ - TSN

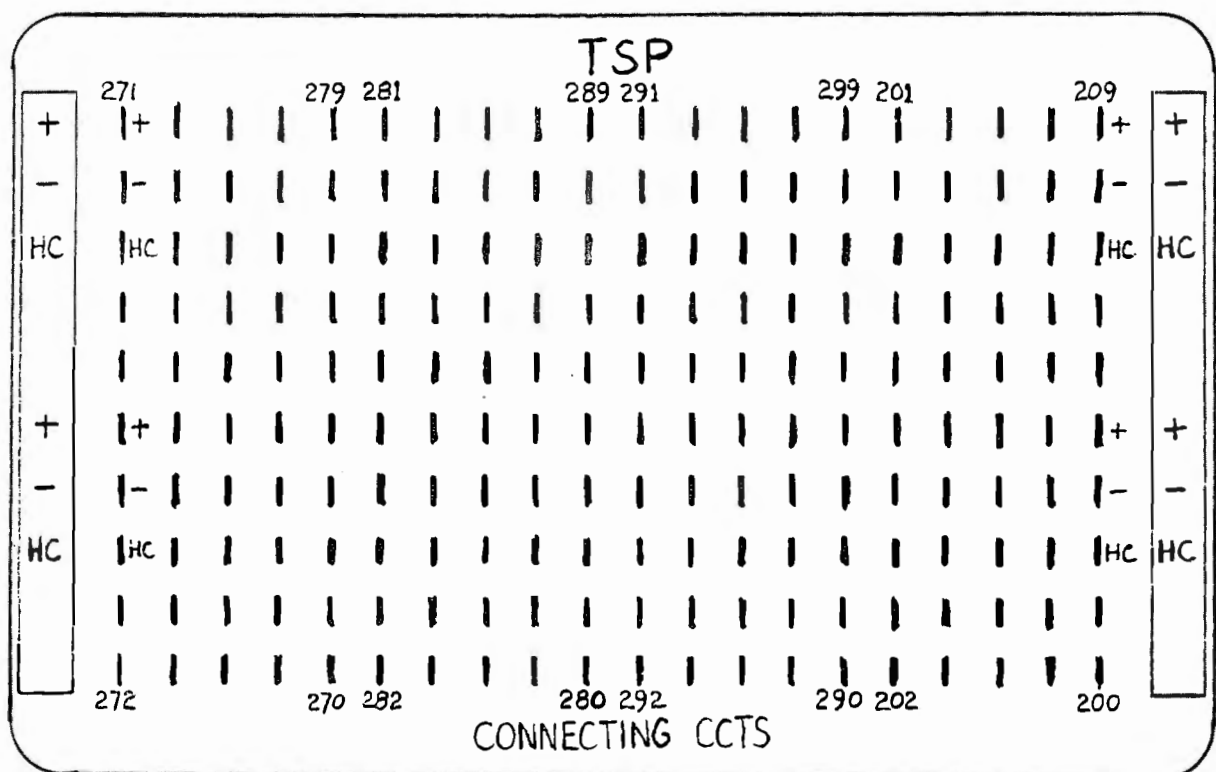
TSJ																						
181		ST ₁₀			10											20		TP ₁₀	TP ₁₆	1 2	200	
161		ST ₁₀			-											-	TP ₁₁	TP ₁₇	2	180		
141		ST ₄			LW											LW	TP ₁₂	TP ₁₈	J2	160		
121		ST ₅			SK											SK	TP ₁₃	TP ₁₉	M2	140		
101					EST	EST										EST	TP ₁₄	TP ₂₀	dm	120		
81					ECL	EC										EC	TP ₁₅		tj	100		
61		WS	ML	OUT			NS	BE	DON		WT	RT	DT	SH	SH	SH	ECR	FA	IRR	IRR	HE	80
41		SW	IN	OUT			NSK	EN	FK		WT	RT	DT	BL3		RA	IRA	IR	DM	2	60	
21		D	IN			RP		OR	RS	ES		BT	NUT	SH	SH		EQ	IRB	IR	1	40	
1		PG	Z	AB		TP		ATP					BT	NUT	NSE		FE	CR	CRR	AK	20	
EXCH LINES & MISC																						

TSN																							
										211							219	221				229	
181		dm 2		M2		M 26							JS		+							+	+
161		tj 1		J2		M 27			TO +		91' G		HS		-							-	-
141		dm e		HE 2		M 28			TO -		NSG		GS		HC							HC	HC
121				+2		M 29			O1 G		O1 G		OS		HE							HE	HE
101				-2		M 30			91 G		91 G		9S		LB		J					J	J
81		M2		tj 1		M 32		B CH		81 G		81 G		8S		M 41		+				+	+
61		+2		dm 2		G2		M 33		B CH		71 G		71 G		7S		M 31		-		-	-
41		-2		TX		M 34		ST CH8		61 G		61 G		6S		M 21		HC				HC	HC
21		HC2		TY		M 35		ST CH7		51 G		51 G		5S		M 11		HE				HE	HE
1		J2		dm e		RB		ST CH6					M 1		J							J	J
MISC										212	CONNECTING CCTS										220		

CONNEXION STRIPS TSK-TSO

TSK																									
181	3 1/2					9 1/2		0/L 41		260 +									269 +						+
161	2					2		0/L 31		-									-						-
141	J2					J2		0/L 21		HC									HC						HC
121	M2					M2		0/L 11		H									H						H
101	dm 2					dm 2		0/L 1		HE									HE						HE
81	tj1					tj1		SP 5		HF									HF						HF
61	HE 2					HE 2		SP 4		J									J						J
41	DM 2					DM 2		SP 3		BD									BD						BD
21								SP 2		E									E						E
1								SP 1		M		TS M							M						M
EXCH LINES & MISC													EXTN LINES												

TSO																											
		231					239	241					249	251					259	261					269		
+		+															+	+					+	+			
-		-															-	-					-	-			
HC		HC															HC	HC					HC	HC			
HE		HE															HE										
J		J															J										
+		+															+	+					+	+			
-		-															-	-					-	-			
HC		HC															HC	HC					HC	HC			
HE		HE															HE										
J		J															J										
		232					230	242					240	252					250	262					260		
CONNECTING CCTS																											

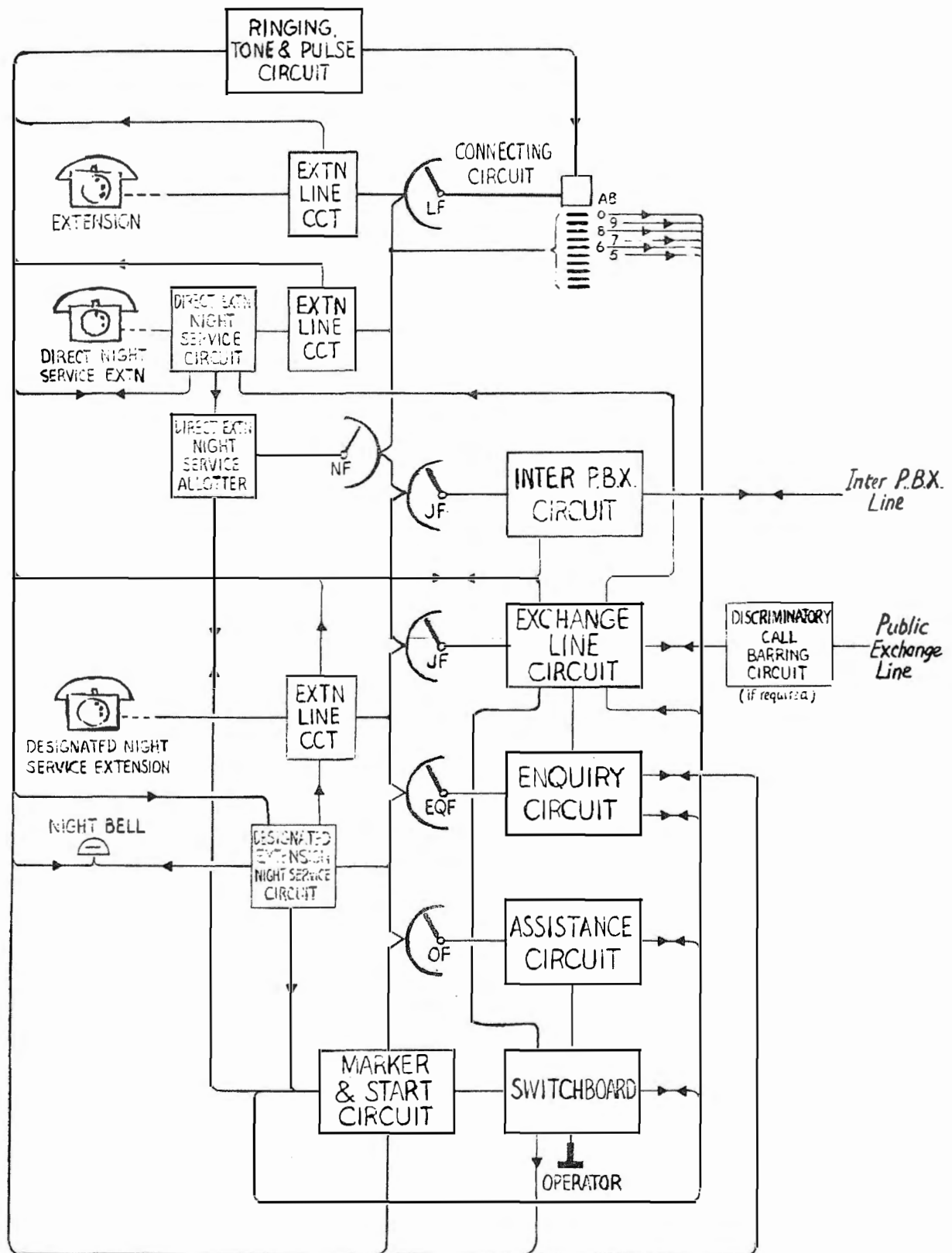
[illegible]

CONNEXION STRIPS TSM

		TSM																					
		290	299 200																		209		
+	+																					+	+
-	-																					-	-
HC	HC																					HC	HC
H	H																					H	H
HE	HE																					HE	HE
HF	HF																					HF	HF
J	J																					J	J
BD	BD																					BD	BD
E	E																					E	E
M	M	^{T9} M														^{TO} M						M	M

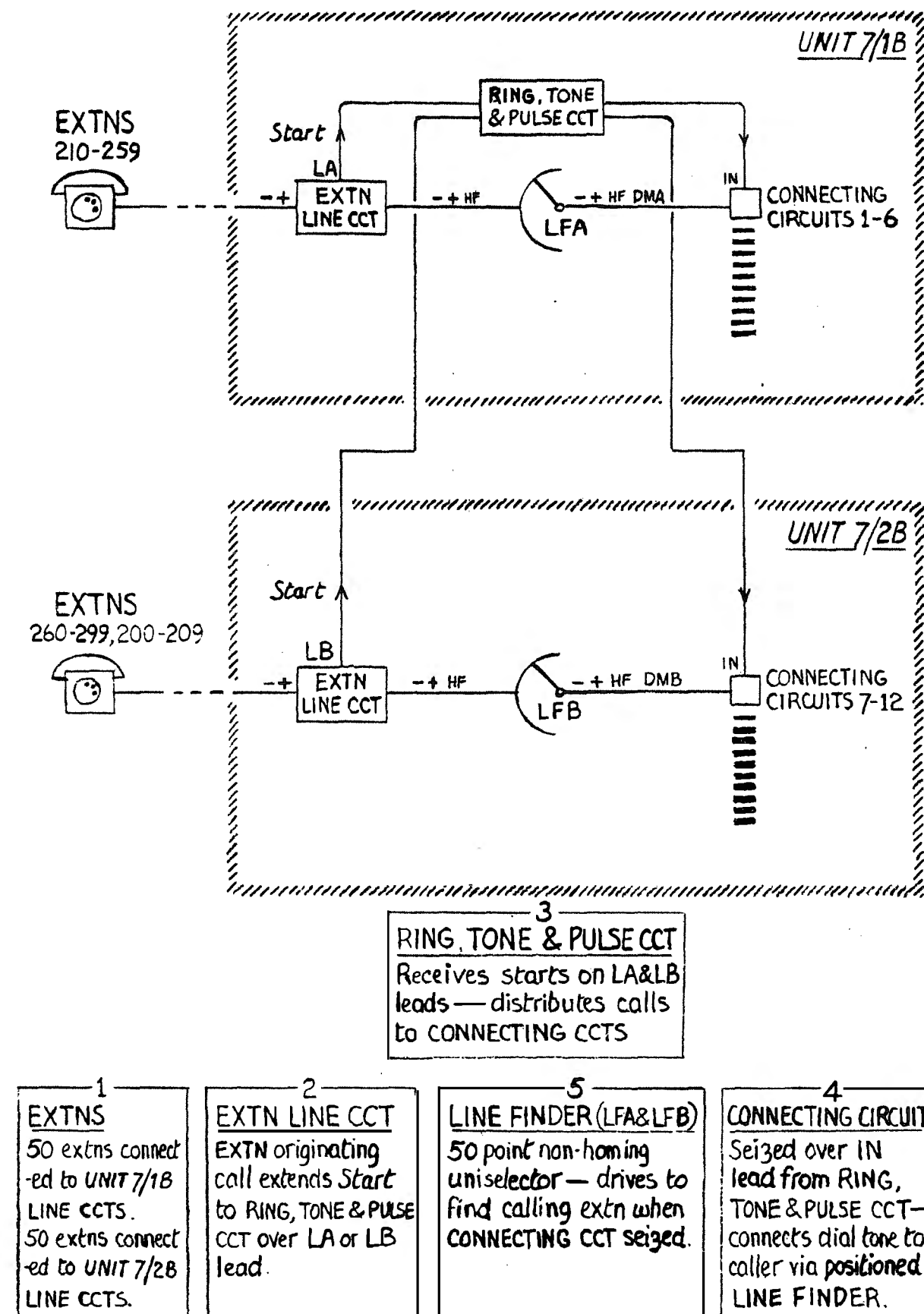
EXTN LINES

TRUNKING

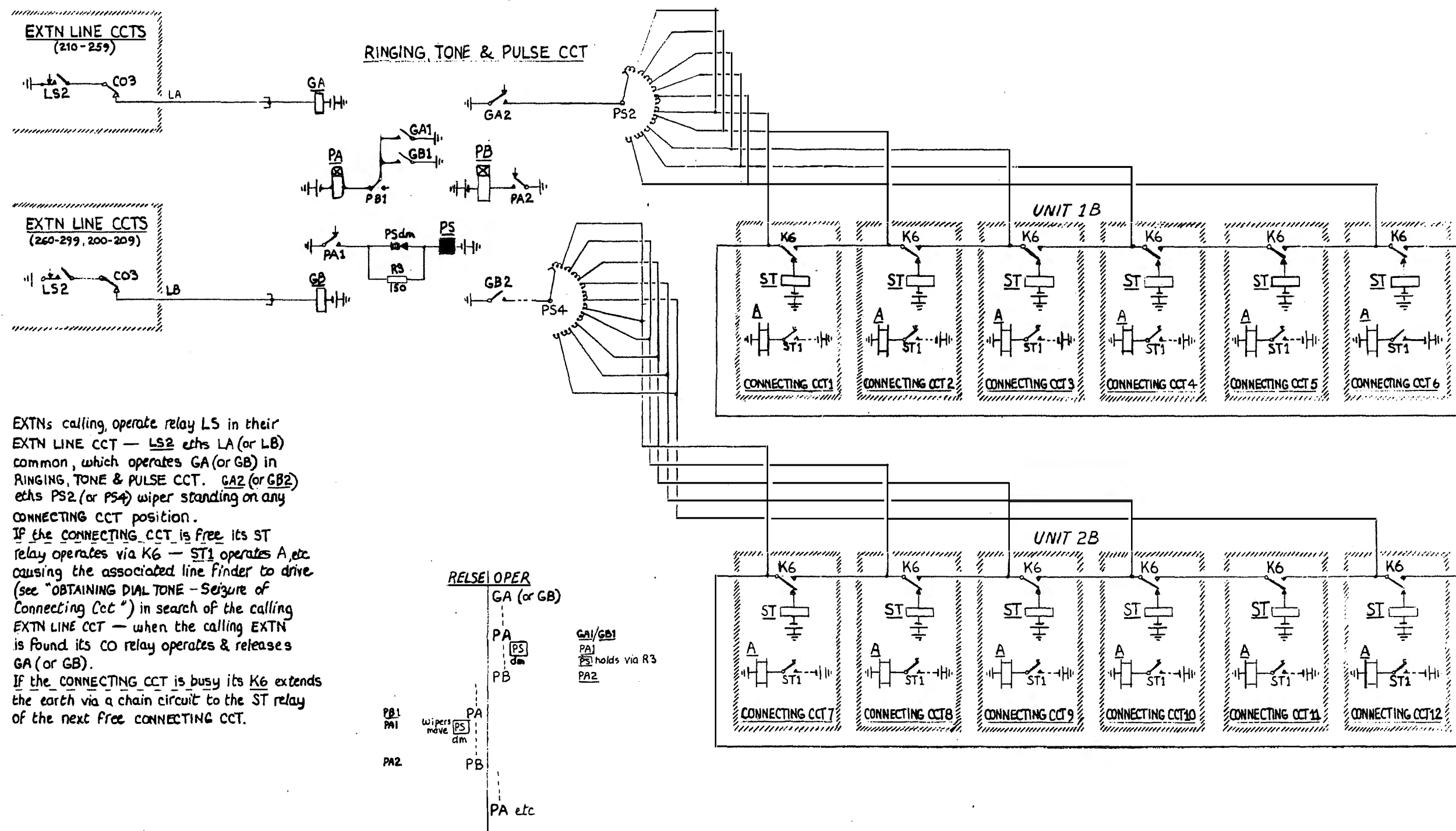


For detailed information about individual functions turn to the relevant section of the booklet.

OBTAINING DIAL TONE — Trunking



OBTAINING DIAL TONE – Allocation of Connecting Circuits

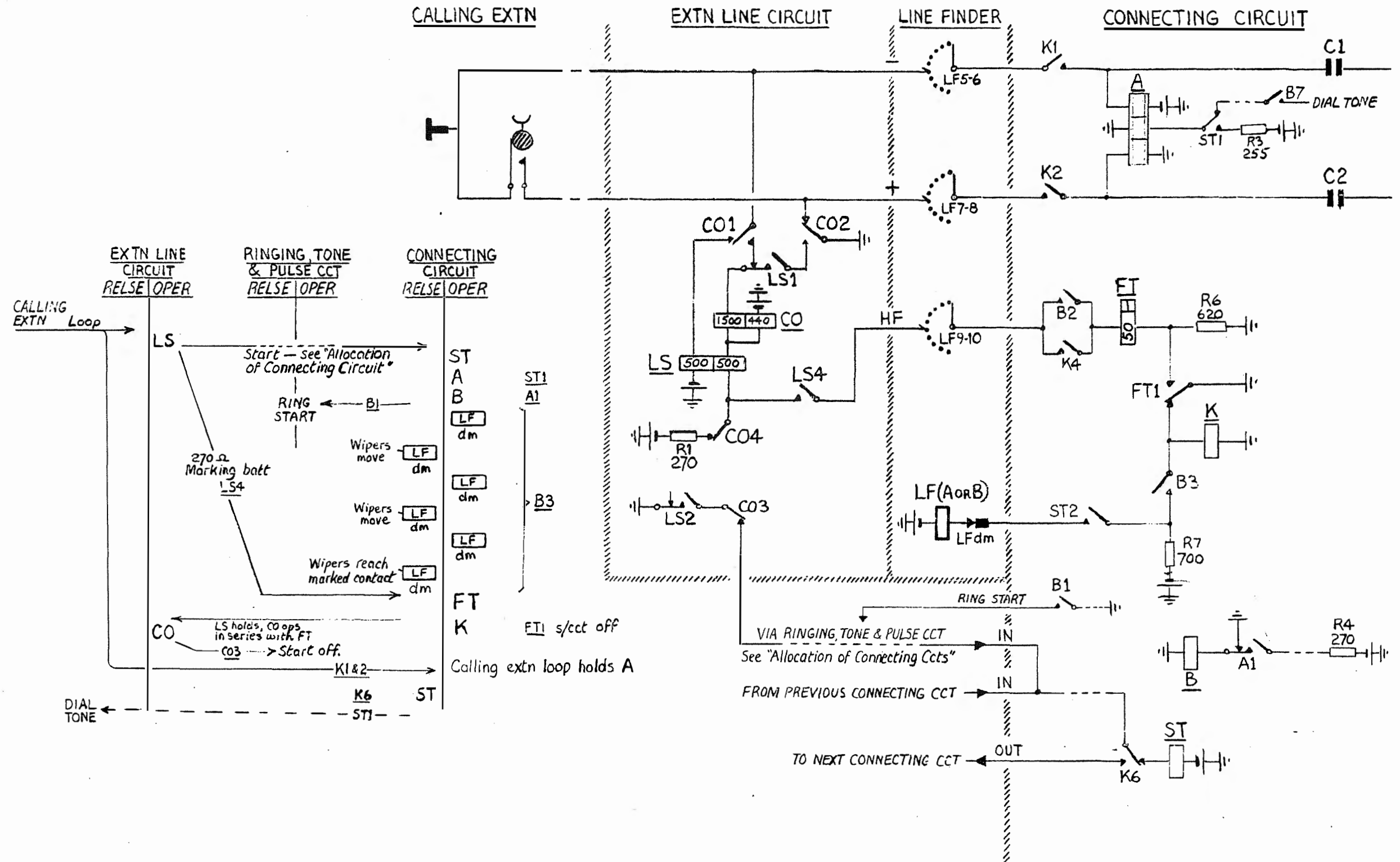


EXTNs calling, operate relay LS in their EXTN LINE CCT — LS2 ects LA (or LB) common, which operates GA (or GB) in RINGING TONE & PULSE CCT. GA2 (or GB2) ects PS2 (or PS4) wiper standing on any CONNECTING CCT position.

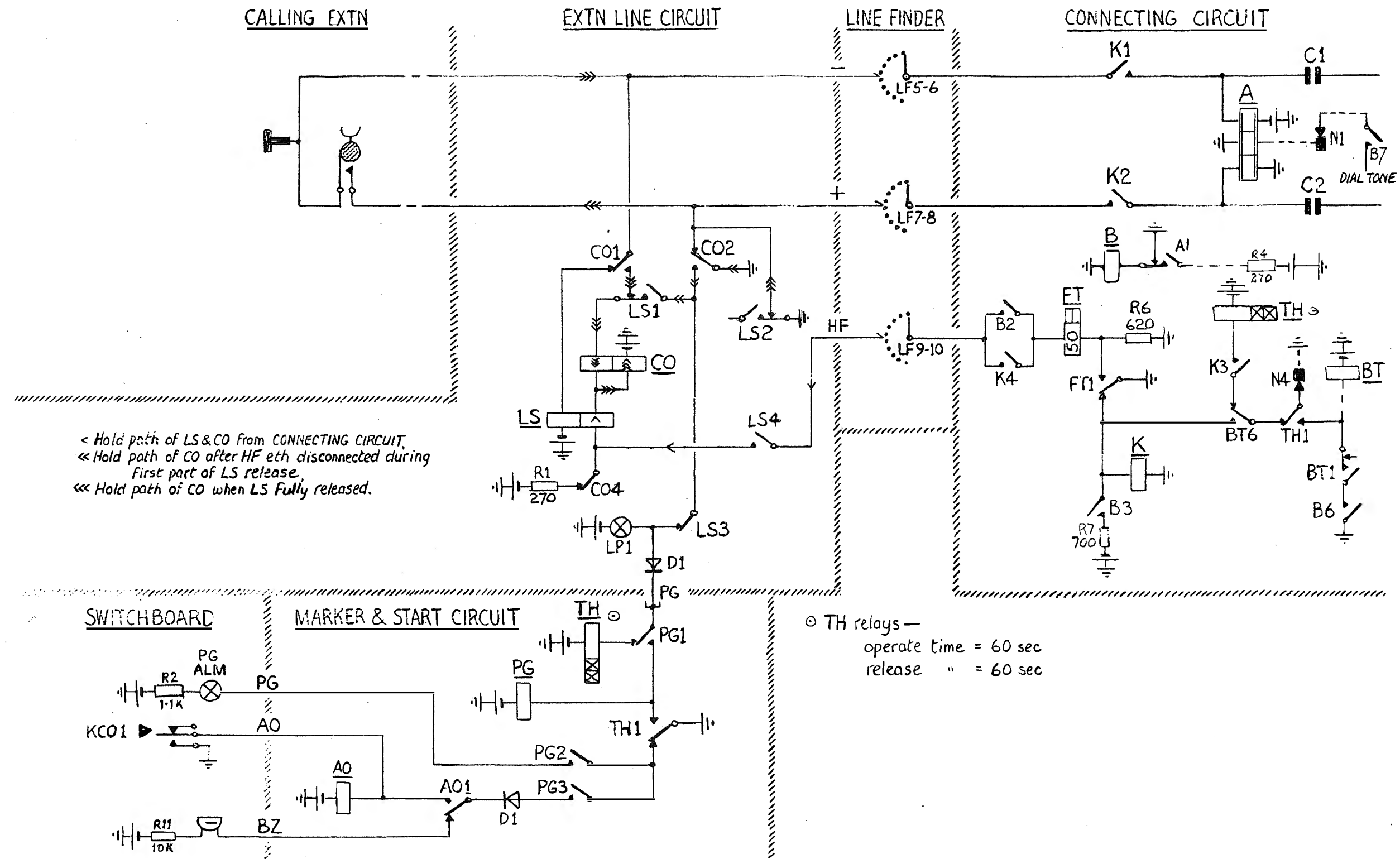
If the CONNECTING CCT is free its ST relay operates via K6 — ST1 operates A etc causing the associated line finder to drive (see "OBTAINING DIAL TONE — Seizure of Connecting Cct") in search of the calling EXTN LINE CCT — when the calling EXTN is found its CO relay operates & releases GA (or GB).

If the CONNECTING CCT is busy its K6 extends the earth via a chain circuit to the ST relay of the next free CONNECTING CCT.

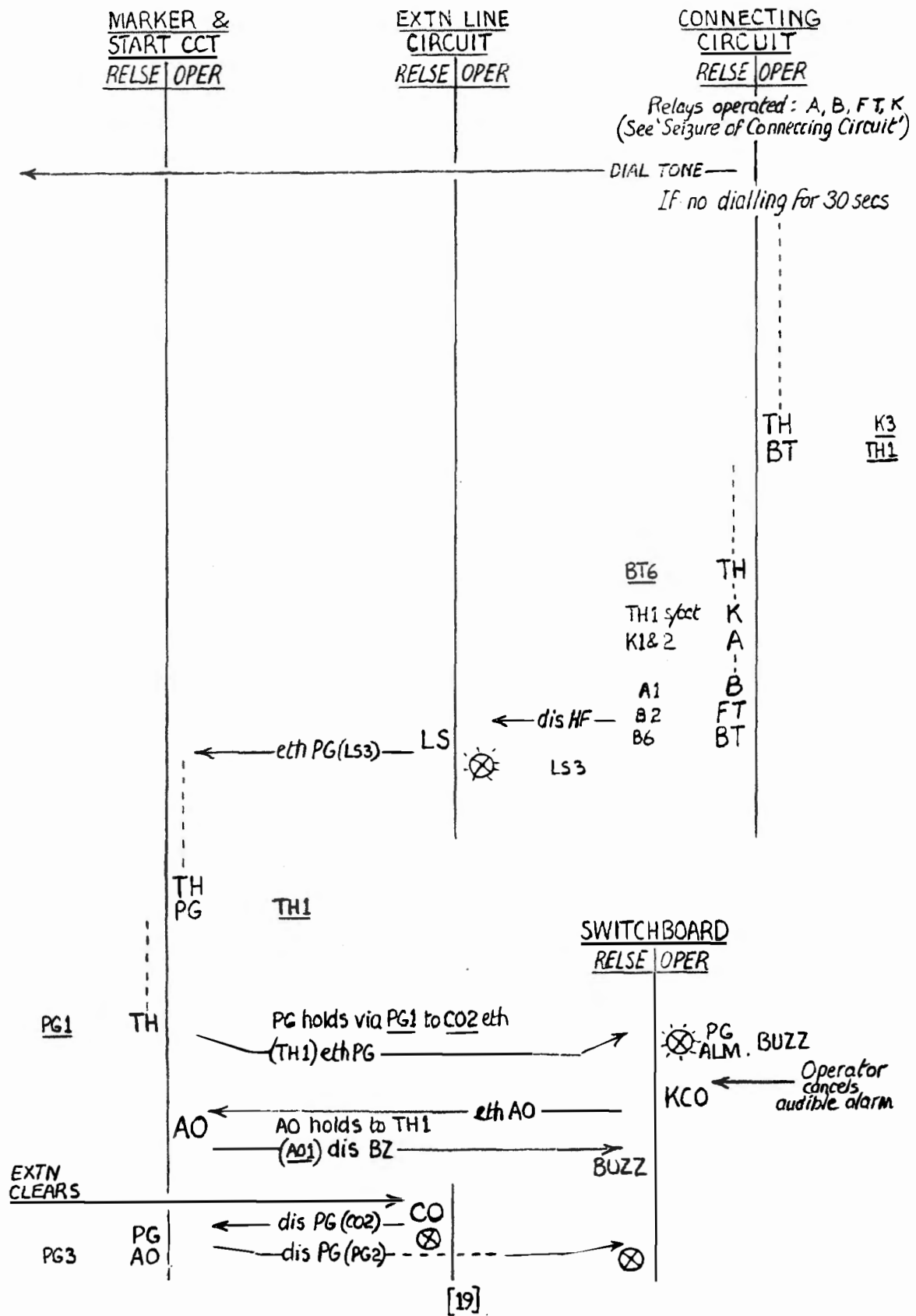
OBTAINING DIAL TONE - Seizure of Connecting Circuit



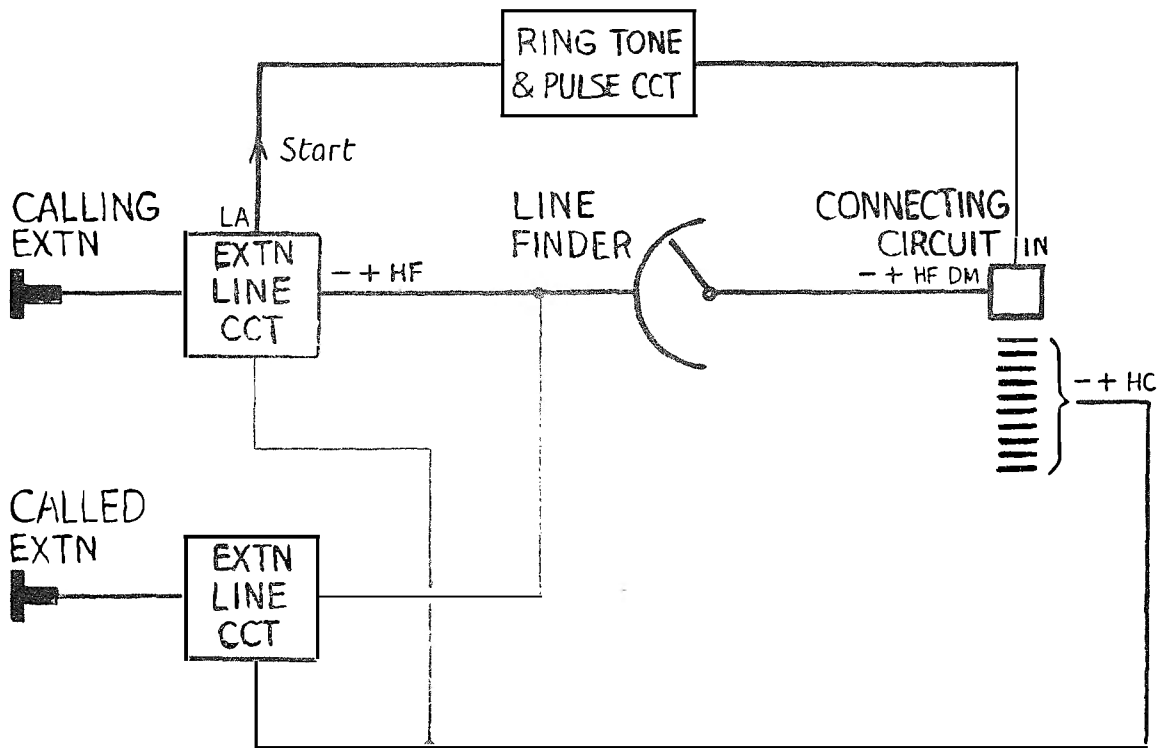
OBTAINING DIAL TONE — PG or Delayed Dialling



OBTAINING DIAL TONE - PG or Delayed Dialling



EXTENSION TO EXTENSION CALL - Trunking



CALLING EXTN

Sets up connexion after receiving dial tone by dialling three digits (2xx). Releases connexion if first party to clear.

EXTN LINE CCT

On receipt of loop from CALLING EXTN extends:
Start on LA lead to RING TONE & PULSE CCT.
Mark on HF lead to LINE FINDER banks.

RING, TONE & PULSE CCT

Receives 'Starts' from EXTN LINE CCTs originating calls — distributes calls over CONNECTING CIRCUITS

NOTE 1 For "Allocation of Connecting Circuits" see page 16

NOTE 2 Both Connecting Circuit multiples have access to all 100 extensions

CALLED EXTN

Releases connexion if clears before CALLING EXTN

EXTN LINE CCT

On incoming calls indicates state of extn line (free, busy or spare) to CONNECTING CCT on HC lead — when seized by i/c call cuts off o/g call facility

LINE FINDER

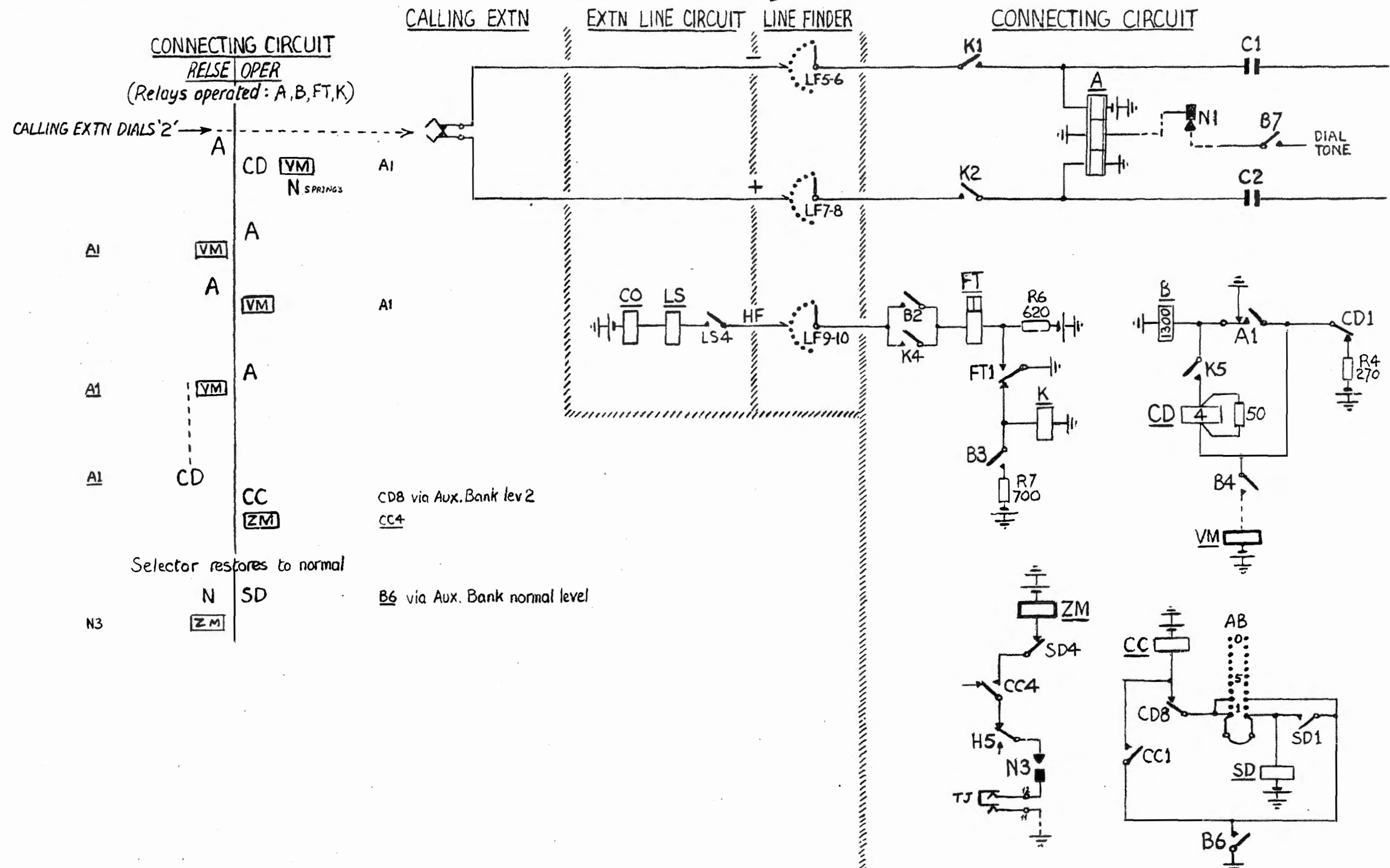
Two non-homing 50 point uniselectors — one drives under instruction of CONNECTING CIRCUIT on DM lead — extends +, - & HF leads to CONNECTING CIRCUIT, which ceases drive instruction when marked HF contact reached.

CONNECTING CIRCUIT

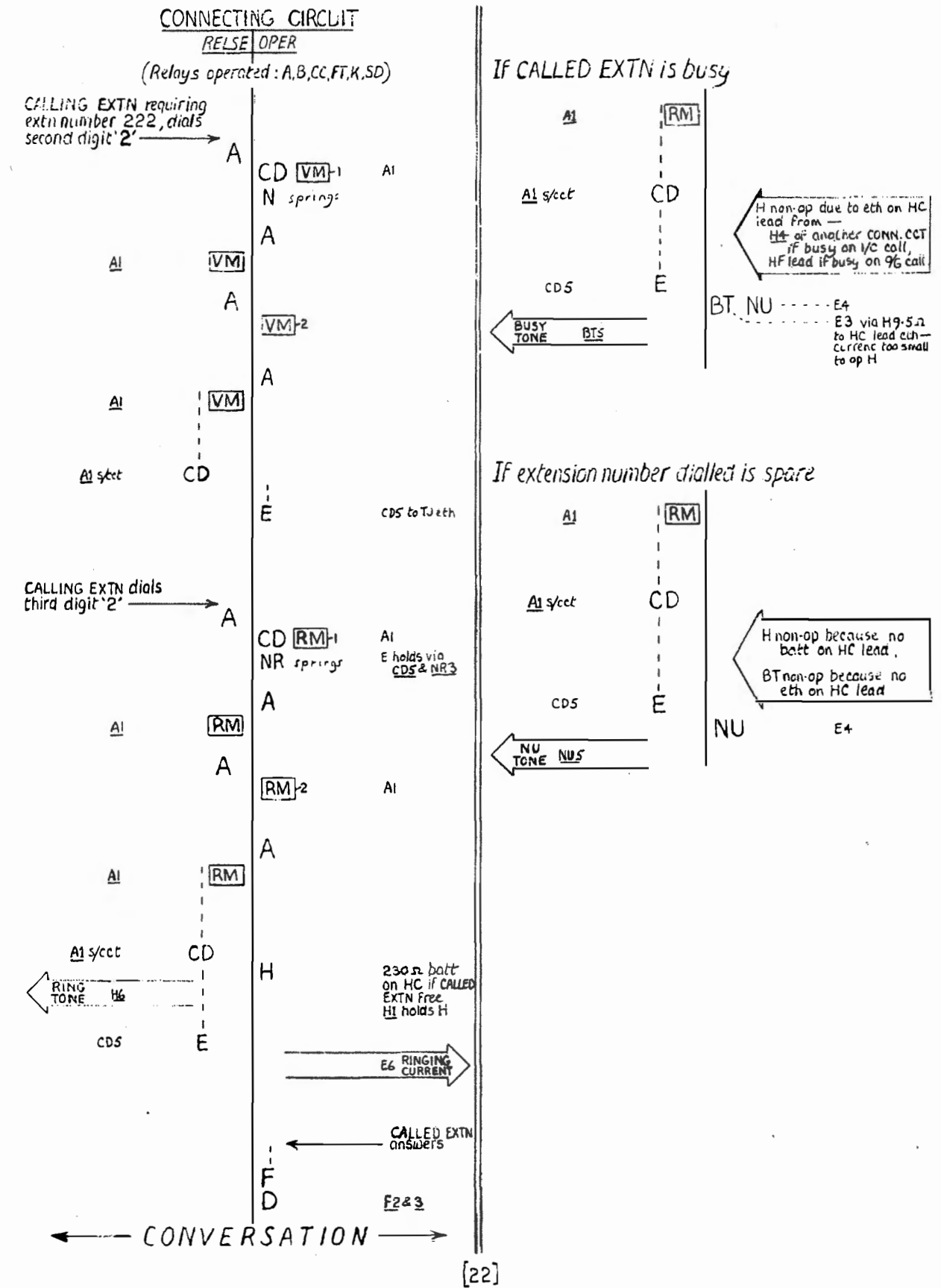
On seizure connects dial tone to caller — absorbs first digit 2 of calls to extensions (2xx) by restoring its wipers to normal — then responds to second & third digits as a final selector — if CALLED EXTN is: —

free: switches to & rings extn, gives ring tone to caller,
busy: gives busy tone to caller,
spare: gives NU tone to caller.

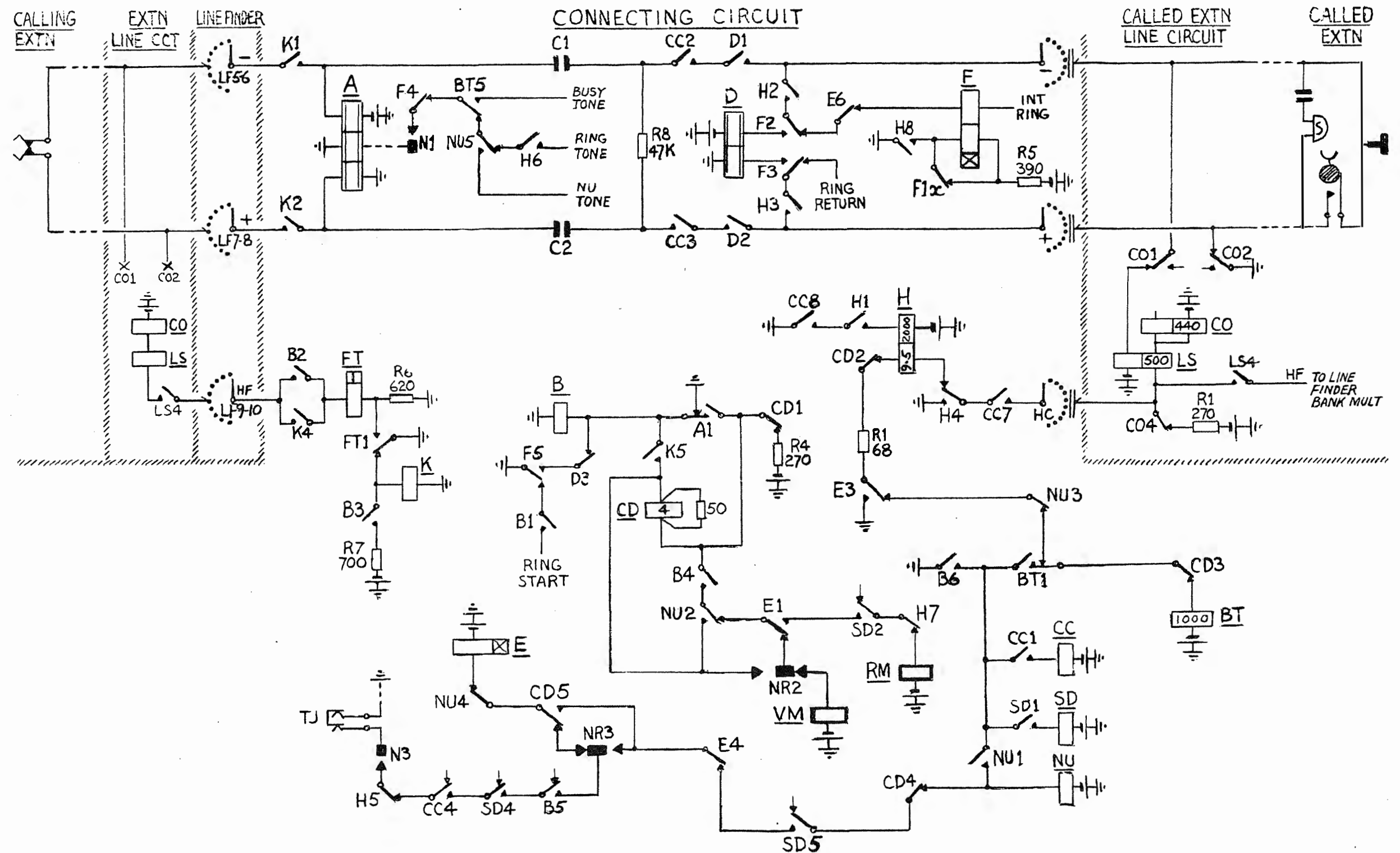
EXTENSION TO EXTENSION CALL - Absorption of First Digit 2



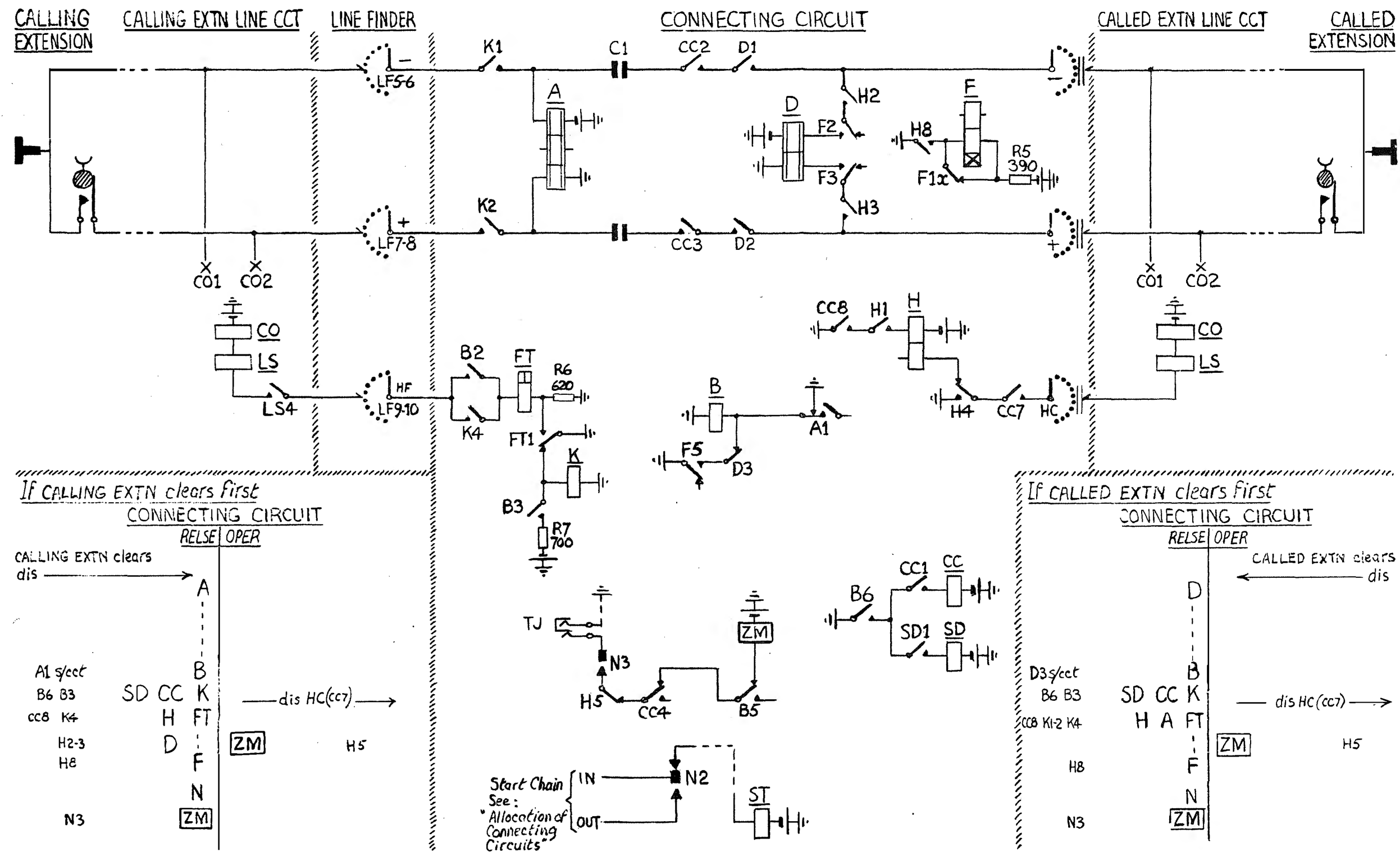
EXTENSION TO EXTENSION CALL - Dialling, Testing, Ringing & Answering



EXTENSION TO EXTENSION CALL - Dialling, Testing, Ringing & Answering.

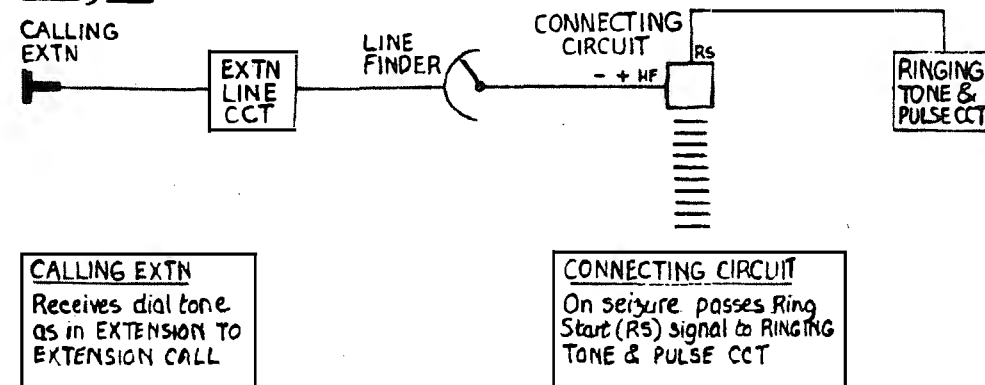


EXTENSION TO EXTENSION CALL - Release of Connexion

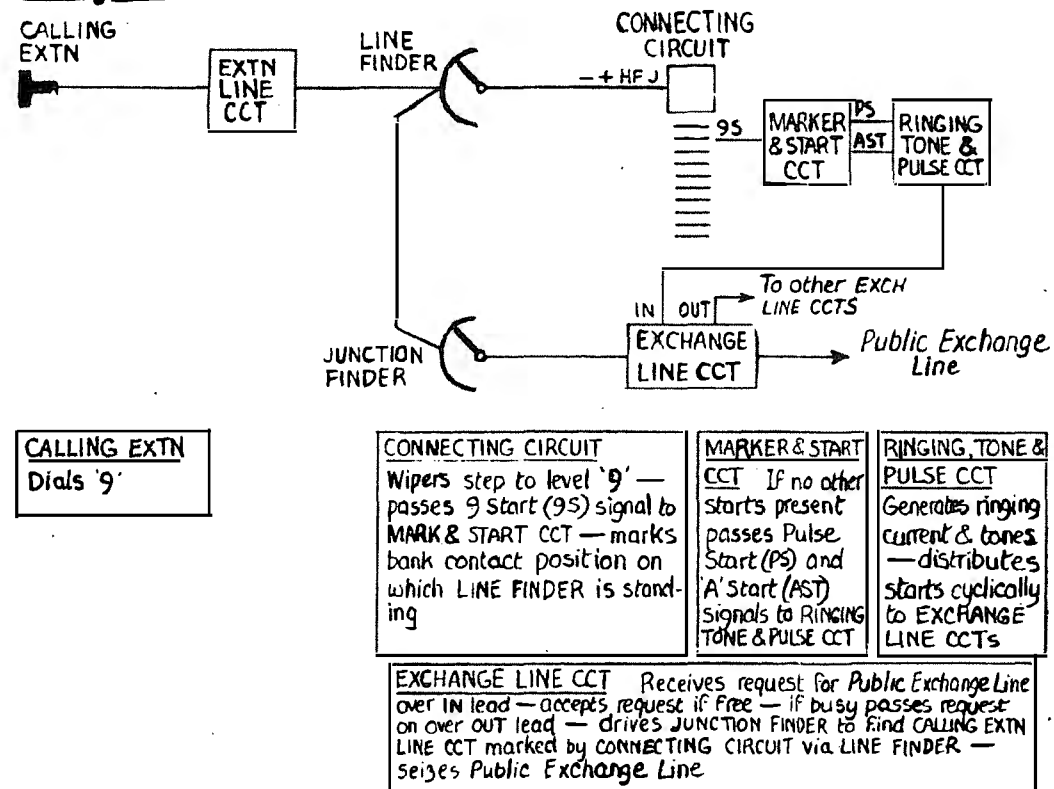


OUTGOING EXCHANGE LINE CALL – Trunking Sequence

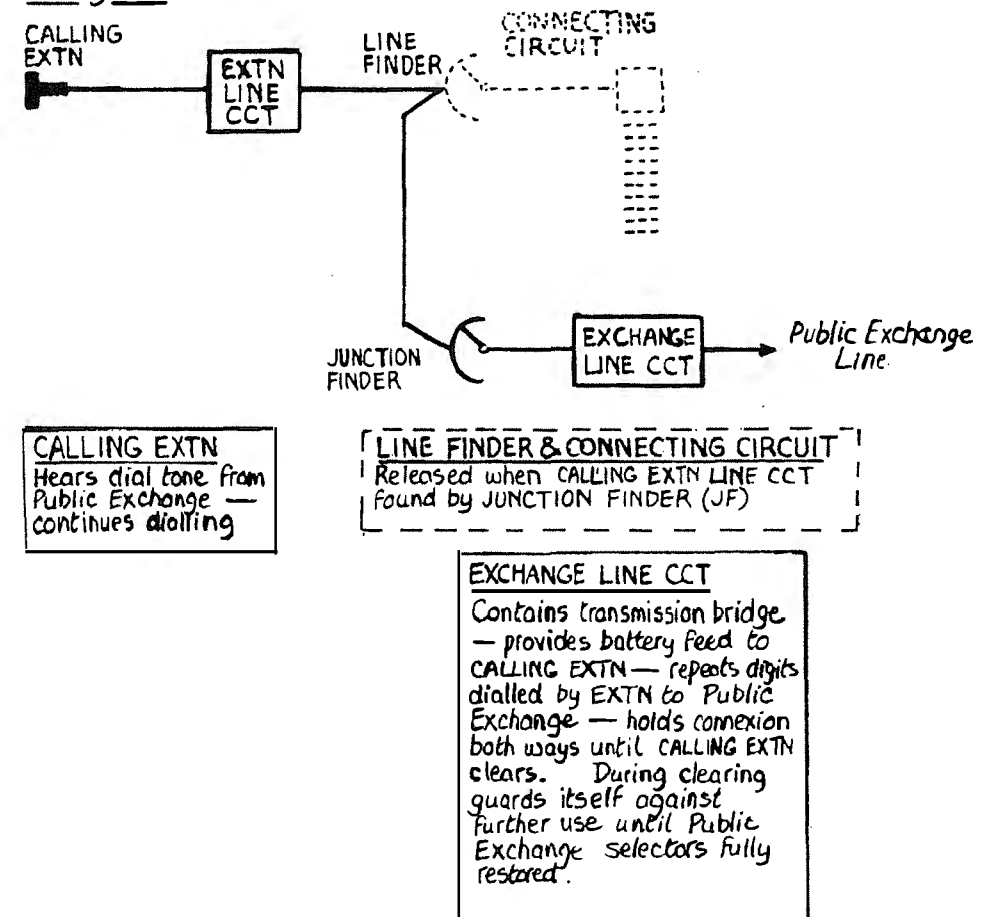
Stage 1



Stage 2

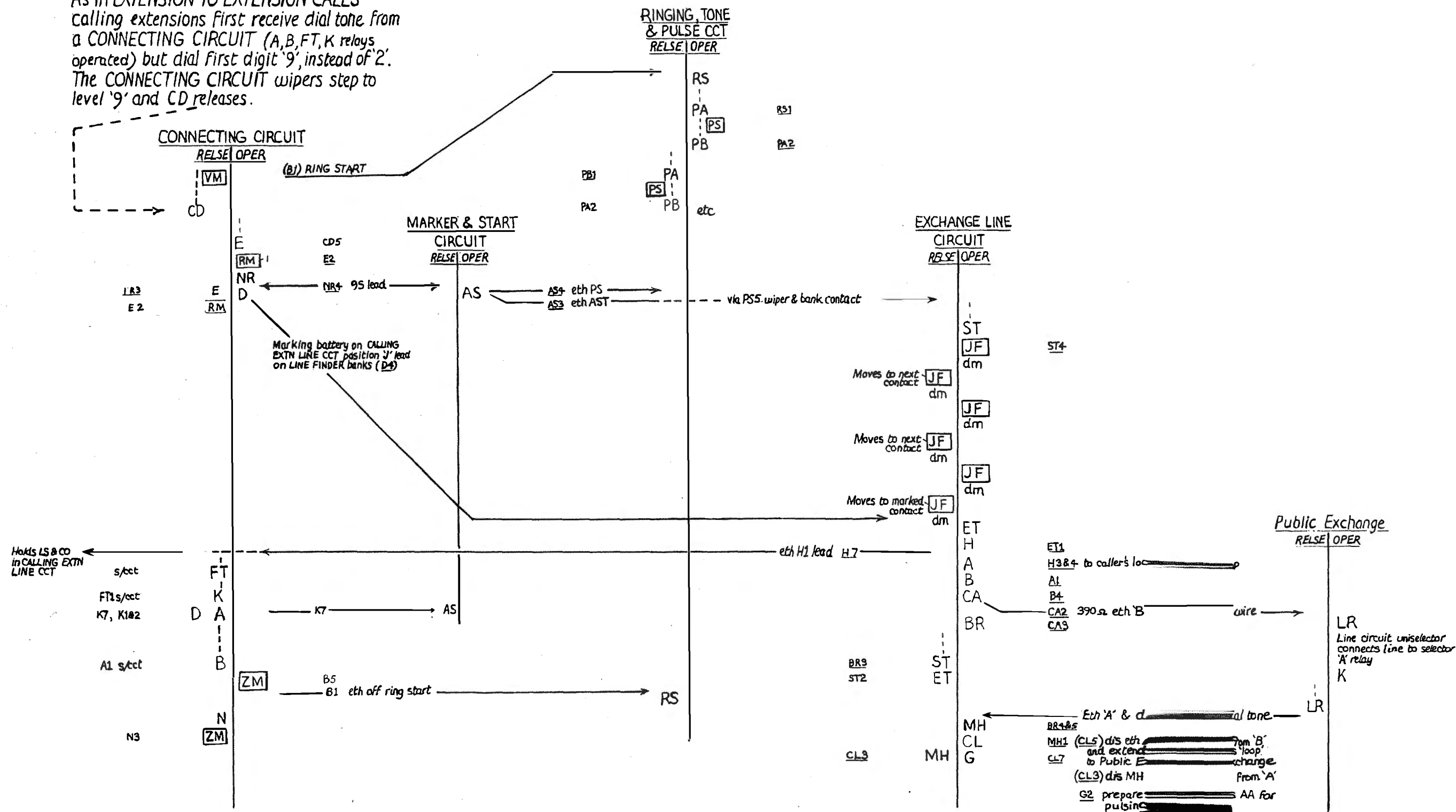


Stage 3



OUTGOING EXCHANGE LINE CALL— Seizure of Public Exchange Line

As in EXTENSION TO EXTENSION CALLS calling extensions first receive dial tone from a CONNECTING CIRCUIT (A,B,FT,K relays operated) but dial first digit '9', instead of '2'. The CONNECTING CIRCUIT wipers step to level '9' and CD releases.



The diagram illustrates the internal wiring of a telephone exchange, showing the following sections:

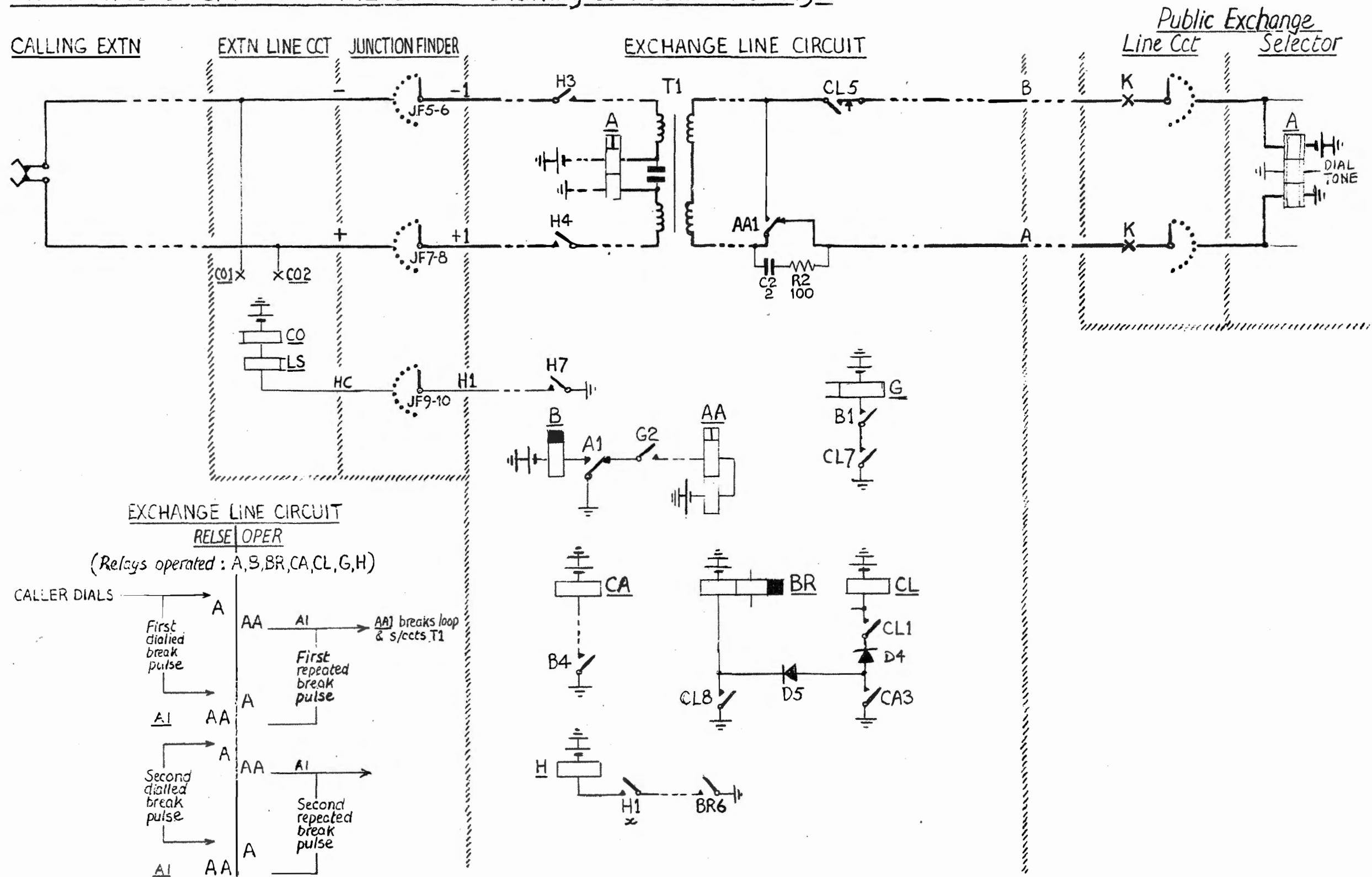
- CALLING EXTN**: The initial connection point for the incoming call.
- EXTN LINE CCT**: The external line circuit connecting to the exchange.
- LINE FINDER**: Circuitry for identifying the line and its status.
- CONNECTING CIRCUIT**: The central switching mechanism that routes the call.
- MARKER & START CIRCUIT**: Controls the start of the call and manages the marker.
- RINGING, TONE & PULSE CCT**: Generates ringing tones and pulse signals for the dial.
- EXCHANGE LINE CIRCUIT**: The main switching fabric of the exchange.
- JUNCTION FINDER**: Circuitry for finding the correct junction for the call.

The diagram includes numerous components and labels, such as:

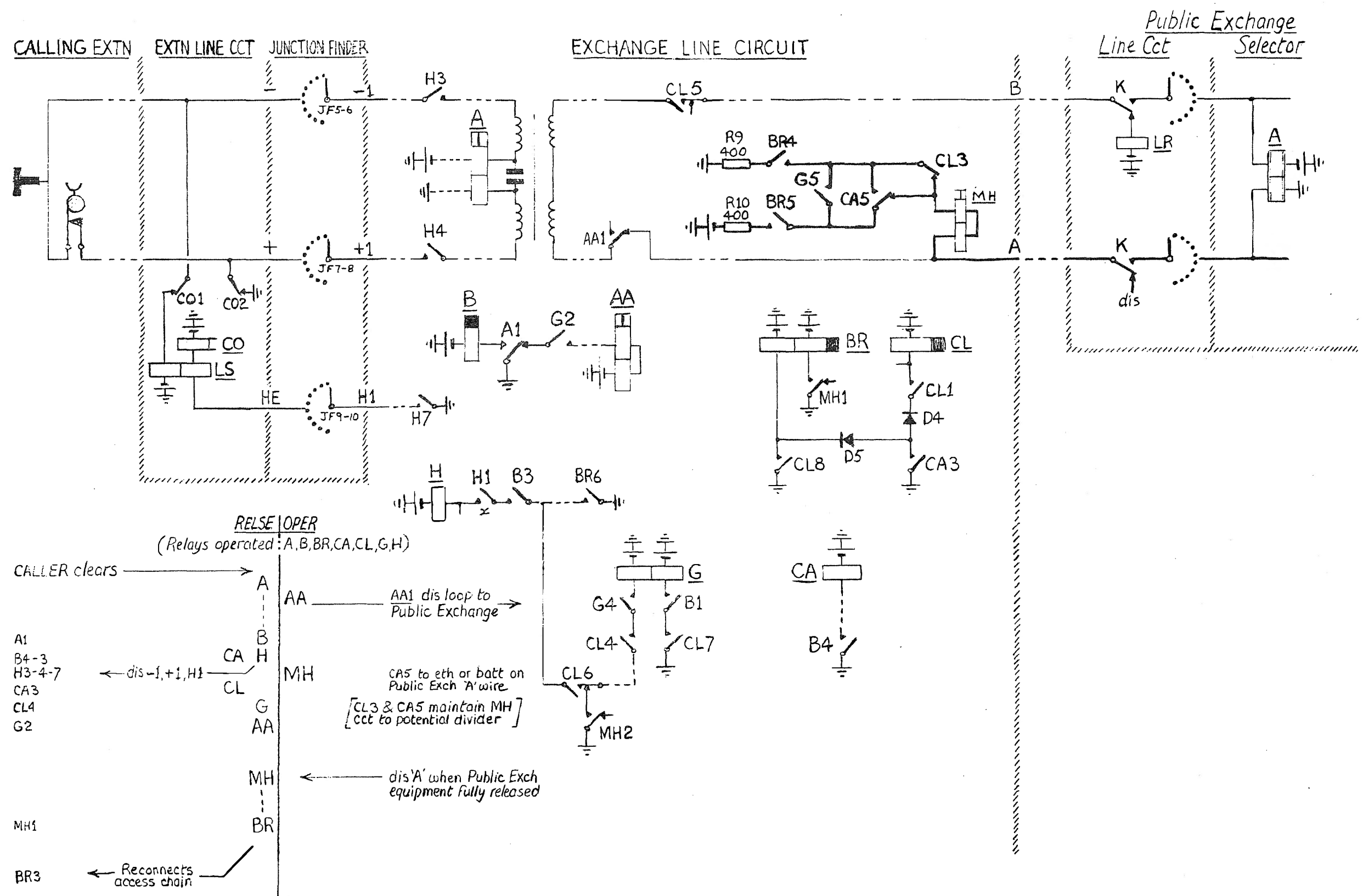
- Relays and Switches**: K1, K2, K3, K4, K5, K6, K7, S1, S2, S3, S4, S5, S6, S7, S8, S9, S10, S11, S12, S13, S14, S15, S16, S17, S18, S19, S20, S21, S22, S23, S24, S25, S26, S27, S28, S29, S30, S31, S32, S33, S34, S35, S36, S37, S38, S39, S40, S41, S42, S43, S44, S45, S46, S47, S48, S49, S50, S51, S52, S53, S54, S55, S56, S57, S58, S59, S60, S61, S62, S63, S64, S65, S66, S67, S68, S69, S70, S71, S72, S73, S74, S75, S76, S77, S78, S79, S80, S81, S82, S83, S84, S85, S86, S87, S88, S89, S90, S91, S92, S93, S94, S95, S96, S97, S98, S99, S100.
- Resistors**: R1, R2, R3, R4, R5, R6, R7, R8, R9, R10, R11, R12, R13, R14, R15, R16, R17, R18, R19, R20, R21, R22, R23, R24, R25, R26, R27, R28, R29, R30, R31, R32, R33, R34, R35, R36, R37, R38, R39, R40, R41, R42, R43, R44, R45, R46, R47, R48, R49, R50, R51, R52, R53, R54, R55, R56, R57, R58, R59, R60, R61, R62, R63, R64, R65, R66, R67, R68, R69, R70, R71, R72, R73, R74, R75, R76, R77, R78, R79, R80, R81, R82, R83, R84, R85, R86, R87, R88, R89, R90, R91, R92, R93, R94, R95, R96, R97, R98, R99, R100.
- Capacitors**: C1, C2, C3, C4, C5, C6, C7, C8, C9, C10, C11, C12, C13, C14, C15, C16, C17, C18, C19, C20, C21, C22, C23, C24, C25, C26, C27, C28, C29, C30, C31, C32, C33, C34, C35, C36, C37, C38, C39, C40, C41, C42, C43, C44, C45, C46, C47, C48, C49, C50, C51, C52, C53, C54, C55, C56, C57, C58, C59, C60, C61, C62, C63, C64, C65, C66, C67, C68, C69, C70, C71, C72, C73, C74, C75, C76, C77, C78, C79, C80, C81, C82, C83, C84, C85, C86, C87, C88, C89, C90, C91, C92, C93, C94, C95, C96, C97, C98, C99, C100.
- Lamps**: A, B, C, D, E, F, G, H, I, J, K, L, M, N, O, P, Q, R, S, T, U, V, W, X, Y, Z.

The diagram is dated [27].

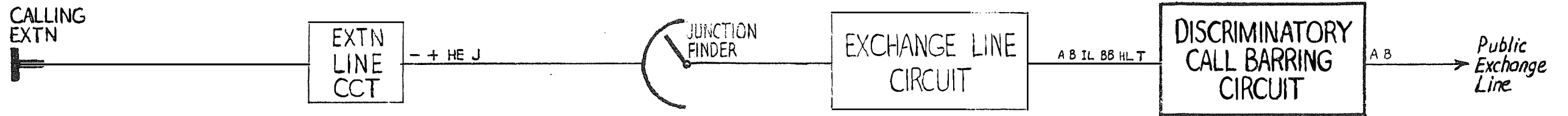
OUTGOING EXCHANGE LINE CALL - Dialling to Public Exchange



OUTGOING EXCHANGE LINE CALL - Release



OUTGOING EXCHANGE LINE CALL — Discriminatory Call Barring



CALLING EXTN

Extensions may be placed in two categories :

- ordinary — — —
- or
- privileged — — —

EXTN LINE CCT
Condition connected to J lead
indicates extension category :
J lead dis = Ordinary EXTNs
J lead 4-3K eth =
Privileged EXTNs

JUNCTION FINDER & EXCHANGE LINE CIRCUIT

Function as in:

OUTGOING EXCHANGE LINE CALL — Seizure of Public Exchange Line
Dialling to " " " "
Release

and extend J lead from EXTN LINE CCT as T lead to
DISCRIMINATORY CALL BARRING CIRCUIT (if fitted)

DISCRIMINATORY CALL BARRING CIRCUIT

Condition on 'T' lead from CALLING LINE CCT indicates type of CALLING EXTN i.e.

- 'T' dis indicates Ordinary EXTN
- 'T' 4-3K eth indicates Privileged EXTN

First digits (1, 2 or 3) dialed by CALLING EXTN extended from CALLING LINE CCT on IL lead & also as loop/dis signals on A,B wires to Public Exchange Line as in "Dialling to Public Exchange" — if type of call allowed to CALLING EXTN no barring action taken — if type of call barred to CALLING EXTN Public Exchange Line released and NU tone connected to CALLING EXTN.

Calls allowed or barred to Ordinary EXTNS as listed under Options 1, 2, 3, 4 or 5 determined by strapping — calls allowed or barred to Privileged EXTNS as listed under Options 6, 7 or 8 determined by strapping. Combinations of Ordinary & Privileged EXTN Options may only be as follows :—

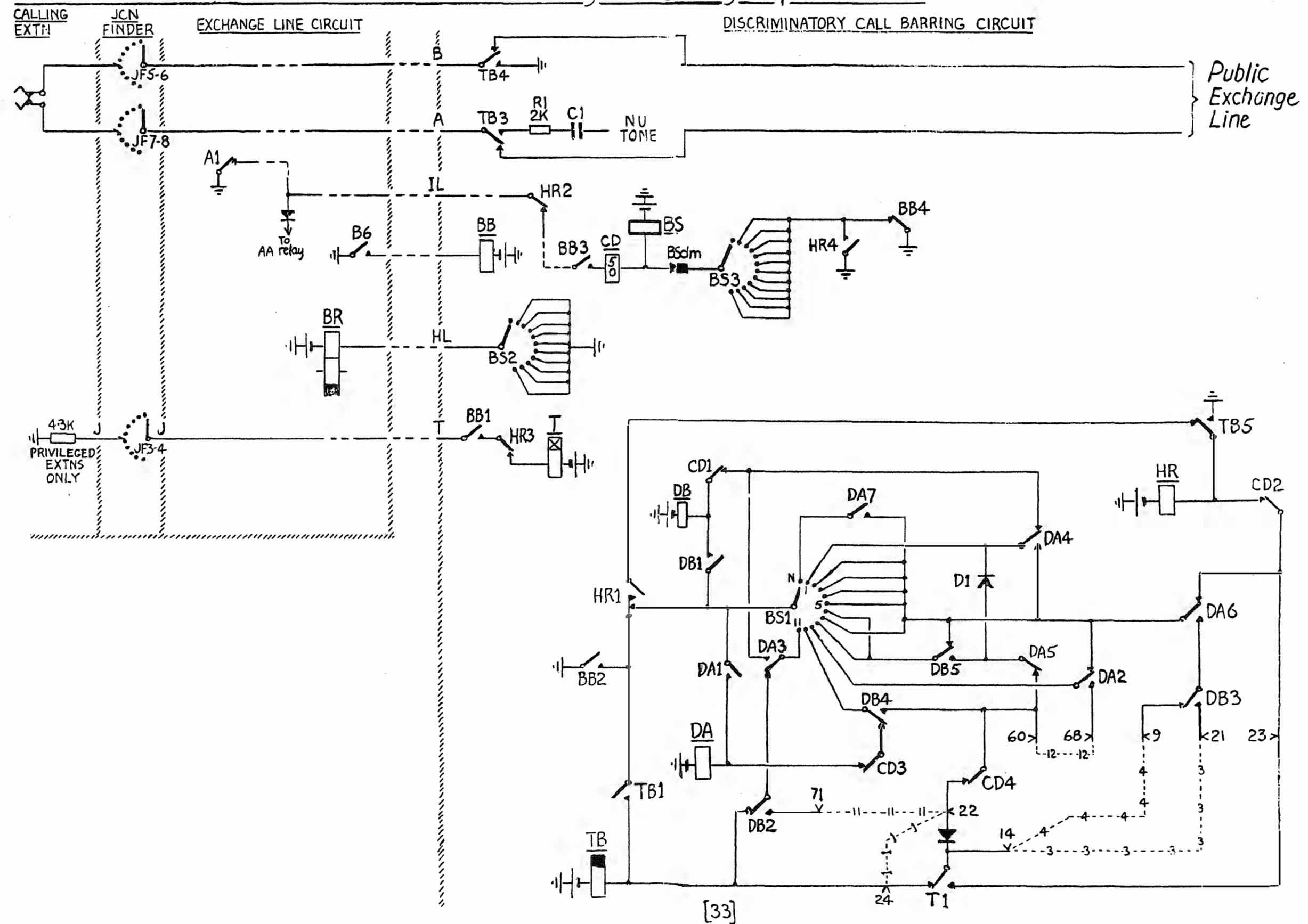
- either 1, 2 or 3 with 6, 7 or 8
- or 4 or 5 " 8

DIALLED DIGITS			Option					Option		
FIRST	SECOND	THIRD	1	2	3	4	5	6	7	8
RECORDED INFORMATION SERVICES	{ 1 1 1	1-4 6 8	Allow " "	Allow " "	Allow " "	Allow " "	Allow " "	Allow " "	Allow " "	Allow " "
CONTINENTAL ASSISTANCE	1	5	Bar	Bar	Bar	Bar	Bar	Bar	Bar	Allow
ENGINEERING TEST	1	7	Bar	Bar	Bar	Bar	Bar	Bar	Bar	Allow
TELEGRAMS, DQ, EQ, etc.	1	9	Bar	Bar	Bar	Bar	Bar	Bar	Bar	Allow
OPERATOR SERVICES	1	0	Bar	Bar	Bar	Bar	Bar	Bar	Allow	Allow
LOCAL NUMBER SCHEME	{ 2 3 ... 8 9		Allow " " " "	Allow " " " "	Allow " " " "	Allow " " " "	Allow " " " "	Allow " " " "	Allow " " " "	Allow " " " "
LONDON DIRECTOR AREA	0	1 1-9	Bar	Allow	Bar	Allow	Allow	Allow	Allow	Allow
OTHER STD	0	2-0	Bar	Bar	Allow	Bar	Allow	Allow	Allow	Allow
ISD	0	1 0	Bar	Bar	Bar	Allow	Allow	Bar	Bar	Allow

OUTGOING EXCHANGE LINE CALL — Discriminatory Call Barring — Options 1 & 6

— Ordinary Extensions (T1 normal) —										— Privileged Extensions (T1 operated) —										
			Option	Circuit operation —									Option	Circuit operation —						
			1	after first digit	via BS1 contact	after second digit	via BS1 contact	after third digit	via BS1 contact				6	after first digit	via BS1 contact	after second digit	via BS1 contact	after third digit	via BS1 contact	
RECORDED INFORMATION SERVICES	{	1	1	Allow	DB	1	HR	2					Allow	DB	1	HR	2			
		1	2	"	"	"	"	3					"	"	"	"	3			
		1	3	"	"	"	"	4					"	"	"	"	4			
		1	4	"	"	"	"	5					"	"	"	"	5			
		1	6	"	"	"	"	7					"	"	"	"	7			
		1	8	"	"	"	"	9					"	"	"	"	9			
CONTINENTAL ASSISTANCE		1	5	Bar	DB	1	TB,HR	6					Bar	DB	1	HR,TB	6			
ENGINEERING TEST		1	7	Bar	DB	1	TB,HR	8					Bar	DB	1	HR,TB	8			
TELEGRAMS, DQ, EQ, etc		1	9	Bar	DB	1	TB,HR	10					Bar	DB	1	HR,TB	10			
OPERATOR SERVICES		1	0	Bar	DB	1	TB,HR	11					Bar	DB	1	HR,TB	11			
LOCAL NUMBER SCHEME	{	2	Allow	HR	2								Allow	HR	2					
		3	"	"	3								"	"	3					
		4	"	"	4								"	"	4					
		5	"	"	5								"	"	5					
		6	"	"	6								"	"	6					
		7	"	"	7								"	"	7					
	8	"	"	8								"	"	8						
	9	"	"	9								"	"	9						
LONDON DIR. AREA		0	1	1-9	Bar	DA	10	DB	11	TB,HR	N to 8		Allow	DA	10	DB	11	HR	N to 8	
OTHER STD		0	2-0	Bar	DA	10	TB,HR	N to 8					Allow	DA	10	HR	N to 8			
ISD		0	1	0	Bar	DA	10	DB	11	TB,HR	9		Bar	DA	10	DB	11	HR,TB	9	

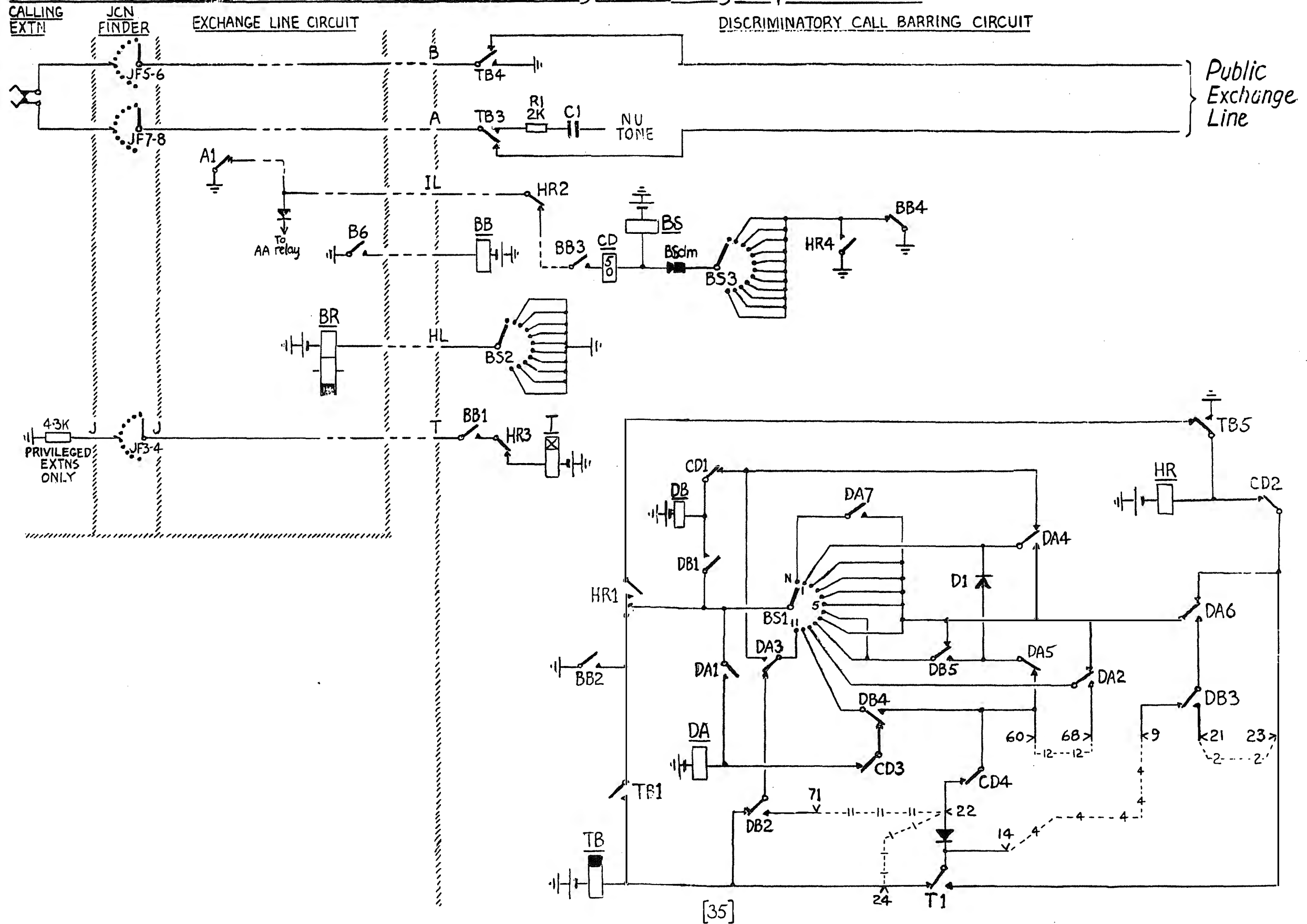
OUTGOING EXCHANGE LINE CALL - Discriminatory Call Barring - Options 1 & 6



OUTGOING EXCHANGE LINE CALL — Discriminatory Call Barring — Options 2 & 6

— Ordinary Extensions (T1 normal) —										— Privileged Extensions (T1 operated) —									
			Option	Circuit operation —									Option	Circuit operation —					
			2	after first digit	via BS1 contact	after second digit	via BS1 contact	after third digit	via BS1 contact				6	after first digit	via BS1 contact	after second digit	via BS1 contact	after third digit	via BS1 contact
RECORDED INFORMATION SERVICES	{	1	1	Allow	DB	1	HR	2					Allow	DB	1	HR	2		
		1	2	"	"	"	"	3					"	"	"	"	3		
		1	3	"	"	"	"	4					"	"	"	"	4		
		1	4	"	"	"	"	5					"	"	"	"	5		
		1	6	"	"	"	"	7					"	"	"	"	7		
		1	8	"	"	"	"	9					"	"	"	"	9		
CONTINENTAL ASSISTANCE		1	5	Bar	DB	1	TB,HR	6				Bar	DB	1	HR,TB	6			
ENGINEERING TEST		1	7	Bar	DB	1	TB,HR	8				Bar	DB	1	HR,TB	8			
TELEGRAMS, DQ, EQ, etc		1	9	Bar	DB	1	TB,HR	10				Bar	DB	1	HR,TB	10			
OPERATOR SERVICES		1	0	Bar	DB	1	TB,HR	11				Bar	DB	1	HR,TB	11			
LOCAL NUMBER SCHEME	{	2	Allow	HR	2							Allow	HR	2					
		3	"	HR	3							"	"	3					
		4	"	HR	4							"	"	4					
		5	"	HR	5							"	"	5					
		6	"	HR	6							"	"	6					
		7	"	HR	7							"	"	7					
		8	"	HR	8							"	"	8					
		9	"	HR	9							"	"	9					
LONDON DIR. AREA		0	1	1-9	Allow	DA	10	DB	11	HR	N to 8	Allow	DA	10	DB	11	HR	N to 8	
OTHER STD		0	2-0	Bar	DA	10	TB,HR	N-8				Allow	DA	10	HR	N to 8			
ISD		0	1	0	Bar	DA	10	DB	11	TB,HR	9	Bar	DA	10	DB	11	TB,HR	9	

OUTGOING EXCHANGE LINE CALL - Discriminatory Call Barring - Options 2 & 6

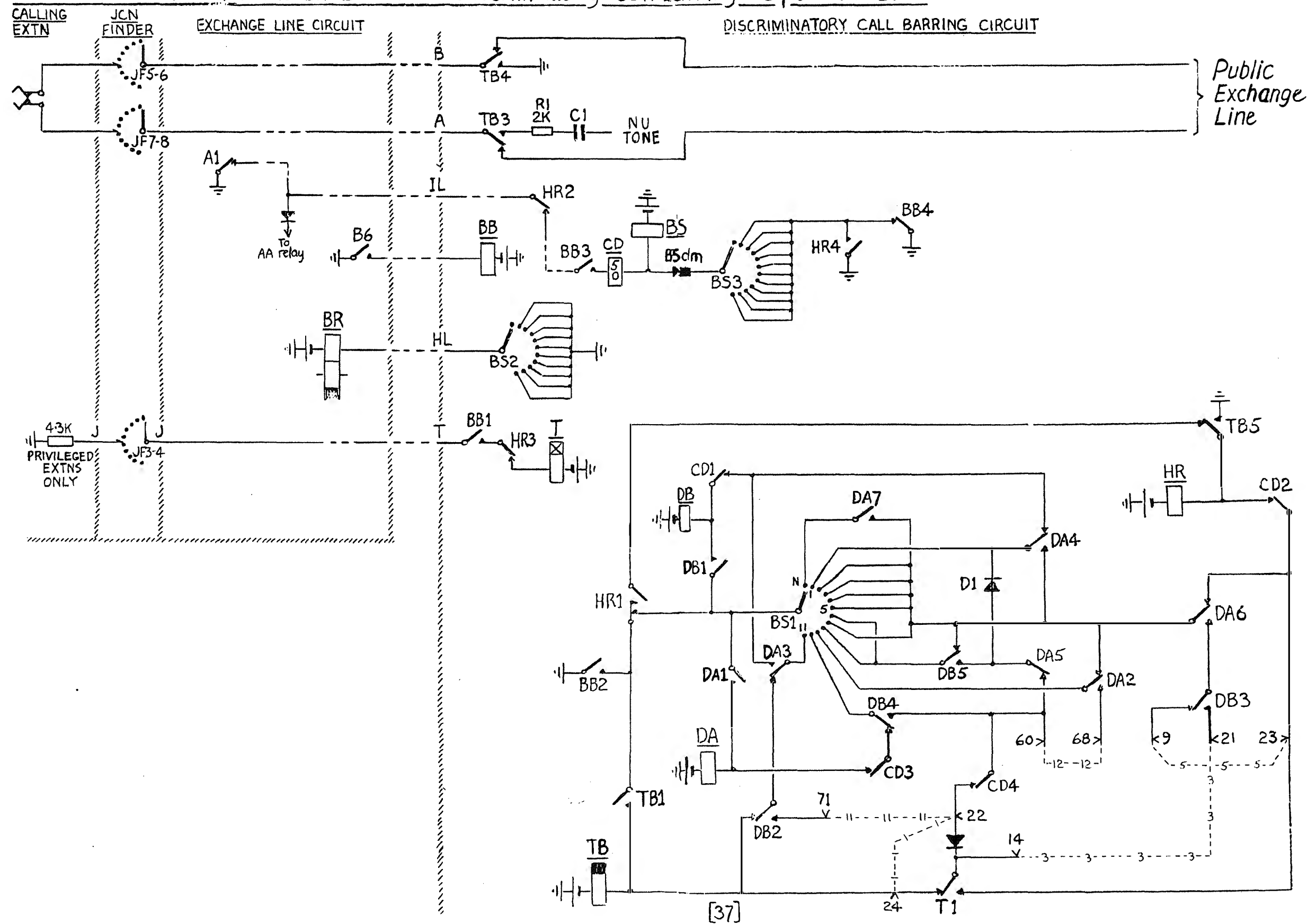


OUTGOING EXCHANGE LINE CALL — Discriminatory Call Barring — Options 3 & 6

			— Ordinary Extensions (T1 normal) —					
			Option 3	Circuit operation —				
				after first digit	via BS1 contact	after second digit	via BS1 contact	after third digit
RECORDED INFORMATION SERVICES	1	1	Allow	DB	1	HR	2	
	1	2	"	"	1	"	3	
	1	3	"	"	1	"	4	
	1	4	"	"	1	"	5	
	1	6	"	"	1	"	7	
	1	8	"	"	1	"	9	
CONTINENTAL ASSISTANCE	1	5	Bar	DB	1	TB,HR	6	
ENGINEERING TEST	1	7	Bar	DB	1	TB,HR	8	
TELEGRAMS, DQ, EQ, etc	1	9	Bar	DB	1	TB,HR	10	
OPERATOR SERVICES	1	0	Bar	DB	1	TB,HR	11	
LOCAL NUMBER SCHEME	2		Allow	HR	2			
	3		"	HR	3			
	4		"	HR	4			
	5		"	HR	5			
	6		"	HR	6			
	7		"	HR	7			
	8		"	HR	8			
	9		"	HR	9			
LONDON DIR. AREA	0	1 1-9	Bar	DA	10	DB 11	TB,HR	N to 8
OTHER STD	0	2-0	Allow	DA	10	HR	N to 8	
ISD	0	1 0	Bar	DA	10	DB 11	TB,HR	9

			— Privileged Extensions (T1 operated) —					
			Option 6	Circuit operation —				
				after first digit	via BS1 contact	after second digit	via BS1 contact	after third digit
	1	1	Allow	DB	1	HR	2	
	1	2	"	"	"	"	3	
	1	3	"	"	"	"	4	
	1	4	"	"	"	"	5	
	1	6	"	"	"	"	7	
	1	8	"	"	"	"	9	
CONTINENTAL ASSISTANCE	1	5	Bar	DB	1	HR, TB	6	
ENGINEERING TEST	1	7	Bar	DB	1	HR, TB	8	
TELEGRAMS, DQ, EQ, etc	1	9	Bar	DB	1	HR, TB	10	
OPERATOR SERVICES	1	0	Bar	DB	1	HR, TB	11	
	2		Allow	HR	2			
	3		"	"	3			
	4		"	"	4			
	5		"	"	5			
	6		"	"	6			
	7		"	"	7			
	8		"	"	8			
	9		"	"	9			
LONDON DIR. AREA	0	1 1-9	Allow	DA	10	DB 11	HR	N to 8
OTHER STD	0	2-0	Allow	DA	10	HR	N to 8	
ISD	0	1 0	Bar	DA	10	DB 11	TB,HR	9

OUTGOING EXCHANGE LINE CALL - Discriminatory Call Barring - Options 3 & 6



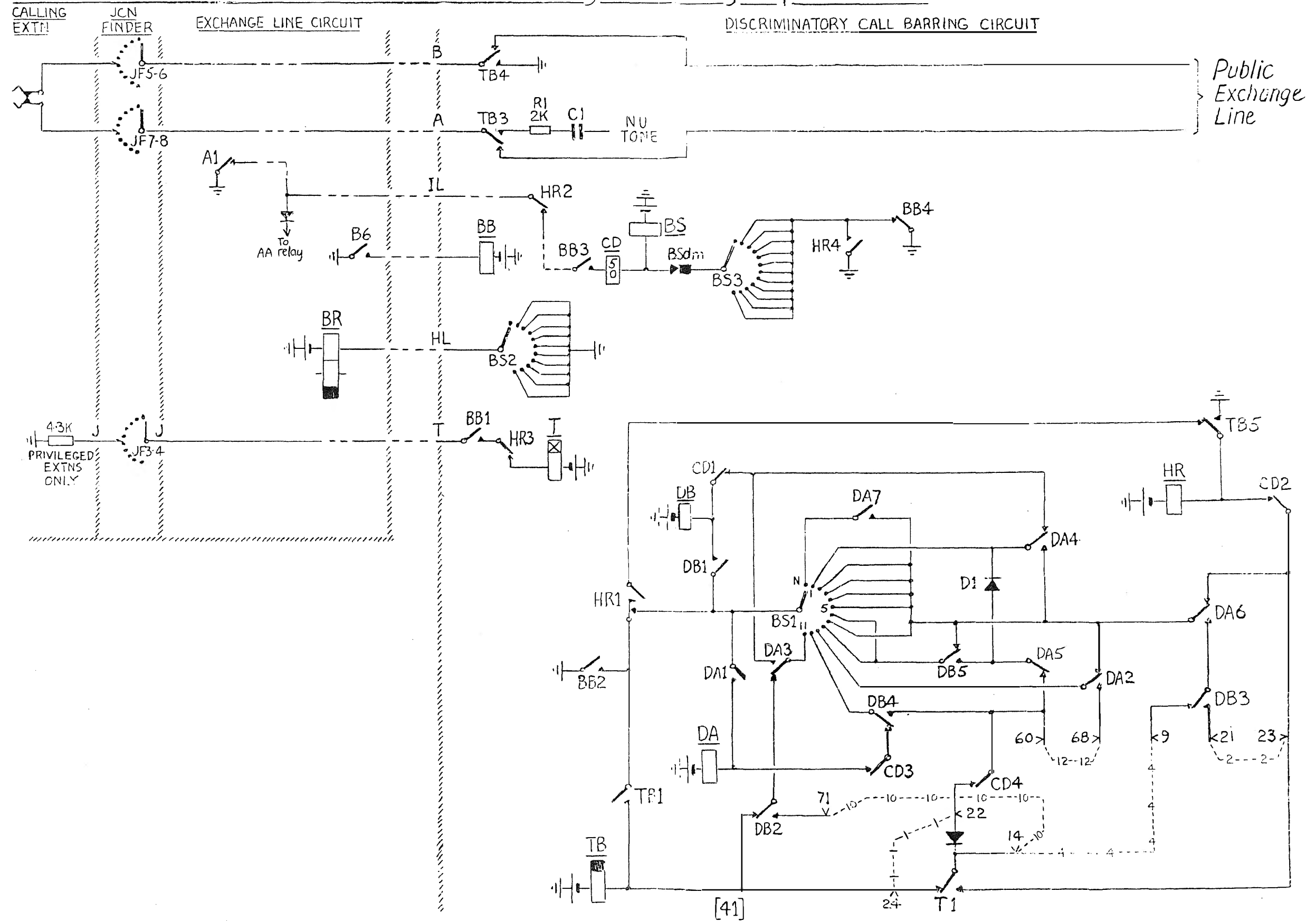
OUTGOING EXCHANGE LINE CALL — Discriminatory Call Barring — Options 1 & 7

— Ordinary Extensions (T1 normal) —										— Privileged Extensions (T1 operated) —									
			Option	Circuit operation —									Option	Circuit operation —					
			1	after first digit	via BS1 contact	after second digit	via BS1 contact	after third digit	via BS1 contact				7	after first digit	via BS1 contact	after second digit	via BS1 contact	after third digit	via BS1 contact
RECORDED INFORMATION SERVICES	{	1	1	Allow	DB	1	HR	2				Allow	DB	1	HR	2			
		1	2	"	"	"	"	3			"	"	1	"	3				
		1	3	"	"	"	"	4			"	"	1	"	4				
		1	4	"	"	"	"	5			"	"	1	"	5				
		1	6	"	"	"	"	7			"	"	1	"	7				
		1	8	"	"	"	"	9			"	"	1	"	9				
CONTINENTAL ASSISTANCE		1	5	Bar	DB	1	TB,HR	6			Bar	DB	1	TB,HR	6				
ENGINEERING TEST		1	7	Bar	DB	1	TB,HR	8			Bar	DB	1	TB,HR	8				
TELEGRAMS, DQ, EQ, etc		1	9	Bar	DB	1	TB,HR	10			Bar	DB	1	TB,HR	10				
OPERATOR SERVICES		1	0	Bar	DB	1	TB,HR	11			Allow	DB	1	HR	11				
LOCAL NUMBER SCHEME	{	2	Allow	HR	2						Allow	HR	2						
		3	"	"	3					"	"	3							
		4	"	"	4					"	"	4							
		5	"	"	5					"	"	5							
		6	"	"	6					"	"	6							
		7	"	"	7					"	"	7							
		8	"	"	8					"	"	8							
		9	"	"	9					"	"	9							
LONDON DIR. AREA		0	1	1-9	Bar	DA	10	DB	11	TB,HR N to 8		Allow	DA	10	DB	11	HR N to 8		
OTHER STD		0	2-0	Bar	DA	10	TB,HR	N to 8		Allow	DA	10	HR	N to 8					
ISD		0	1	0	Bar	DA	10	DB	11	TB,HR 9		Bar	DA	10	DB	11	TB,HR 9		

OUTGOING EXCHANGE LINE CALL — Discriminatory Call Barring — Options 2 & 7

— Ordinary Extensions (T1 normal) —										— Privileged Extensions (T1 operated) —									
			Option	Circuit operation —									Option	Circuit operation —					
			2	after first digit	via BS1 contact	after second digit	via BS1 contact	after third digit	via BS1 contact				7	after first digit	via BS1 contact	after second digit	via BS1 contact	after third digit	via BS1 contact
RECORDED INFORMATION SERVICES	{	1	1	Allow	DB	1	HR	2					Allow	DB	1	HR	2		
		1	2	"	"	"	"	3			"	"	1	"	3				
		1	3	"	"	"	"	4			"	"	1	"	4				
		1	4	"	"	"	"	5			"	"	1	"	5				
		1	6	"	"	"	"	7			"	"	1	"	7				
		1	8	"	"	"	"	9			"	"	1	"	9				
CONTINENTAL ASSISTANCE		1	5	Bar	DB	1	TB,HR	6					Bar	DB	1	TB,HR	6		
ENGINEERING TEST		1	7	Bar	DB	1	TB,HR	8					Bar	DB	1	TB,HR	8		
TELEGRAMS, DQ, EQ, etc		1	9	Bar	DB	1	TB,HR	10					Bar	DB	1	TB,HR	10		
OPERATOR SERVICES		1	0	Bar	DB	1	TB,HR	11					Allow	DB	1	HR	11		
LOCAL NUMBER SCHEME	{	2	Allow	HR	2								Allow	HR	2				
		3	"	HR	3						"	"	3						
		4	"	HR	4						"	"	4						
		5	"	HR	5						"	"	5						
		6	"	HR	6						"	"	6						
		7	"	HR	7						"	"	7						
		8	"	HR	8						"	"	8						
		9	"	HR	9						"	"	9						
LONDON DIR. AREA		0	1 1-9	Allow	DA	10	DB	11	HR	N to 8			Allow	DA	10	DB	11	HR	N to 8
OTHER STD		0	2-0	Bar	DA	10	TB,HR	N-8					Allow	DA	10	HR	N to 8		
ISD		0	1 0	Bar	DA	10	DB	11	TB,HR	9			Bar	DA	10	DB	11	TB,HR	9

OUTGOING EXCHANGE LINE CALL - Discriminatory Call Barring - Options 2 & 7



OUTGOING EXCHANGE LINE CALL — Discriminatory Call Barring — Options 3 & 7

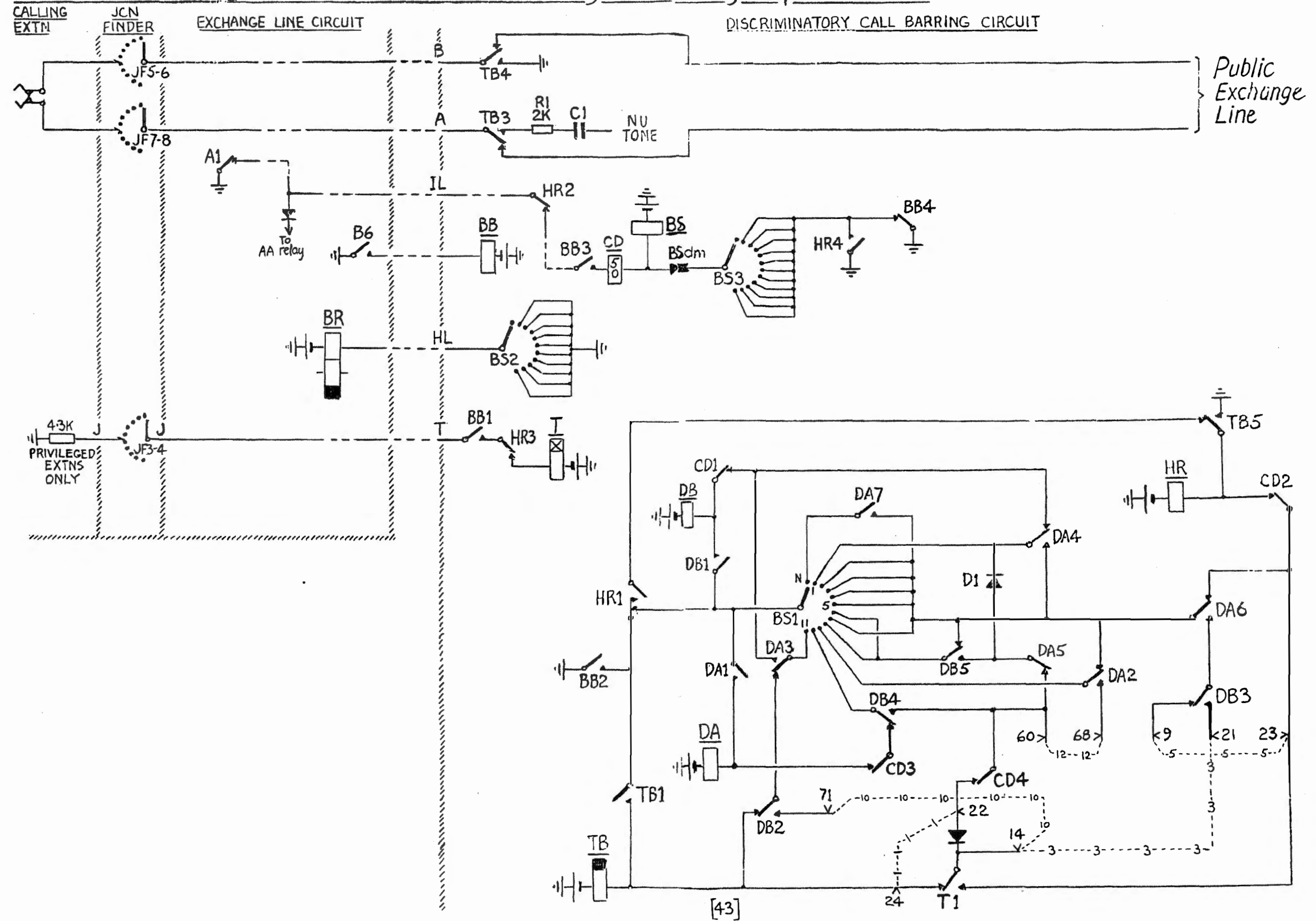
— Ordinary Extensions (T1 normal) —

	FIRST DIGIT	SECOND DIGIT	THIRD DIGIT	Option 3	Circuit operation — after first digit via BS1 contact after second digit via BS1 contact after third digit via BS1 contact					
RECORDED INFORMATION SERVICES	1	1		Allow	DB	1	HR	2		
	1	2		"	"	1	"	3		
	1	3		"	"	1	"	4		
	1	4		"	"	1	"	5		
	1	6		"	"	1	"	7		
	1	8		"	"	1	"	9		
CONTINENTAL ASSISTANCE	1	5		Bar	DB	1	TB,HR	6		
ENGINEERING TEST	1	7		Bar	DB	1	TB,HR	8		
TELEGRAMS, DQ, EQ, etc	1	9		Bar	DB	1	TB,HR	10		
OPERATOR SERVICES	1	0		Bar	DB	1	TB,HR	11		
LOCAL NUMBER SCHEME	2			Allow	HR	2				
	3			"	HR	3				
	4			"	HR	4				
	5			"	HR	5				
	6			"	HR	6				
	7			"	HR	7				
	8			"	HR	8				
	9			"	HR	9				
LONDON DIR. AREA	0	1	1-9	Bar	DA	10	DB	11	TB,HR	Nto8
OTHER STD	0	2-0		Allow	DA	10	HR	Nto8		
ISD	0	1	0	Bar	DA	10	DB	11	TB,HR	9

— Privileged Extensions (T1 operated) —

Option 7	Circuit operation — after first digit via BS1 contact after second digit via BS1 contact after third digit via BS1 contact					
Allow	DB	1	HR	2		
"	"	1	"	3		
"	"	1	"	4		
"	"	1	"	5		
"	"	1	"	7		
"	"	1	"	9		
Bar	DB	1	TB,HR	6		
Bar	DB	1	TB,HR	8		
Bar	DB	1	TB,HR	10		
Allow	DB	1	HR	11		
Allow	HR	2				
"	"	3				
"	"	4				
"	"	5				
"	"	6				
"	"	7				
"	"	8				
"	"	9				
Allow	DA	10	DB	11	HR	Nto8
Allow	DA	10	HR	Nto8		
Bar	DA	10	DB	11	TB,HR	9

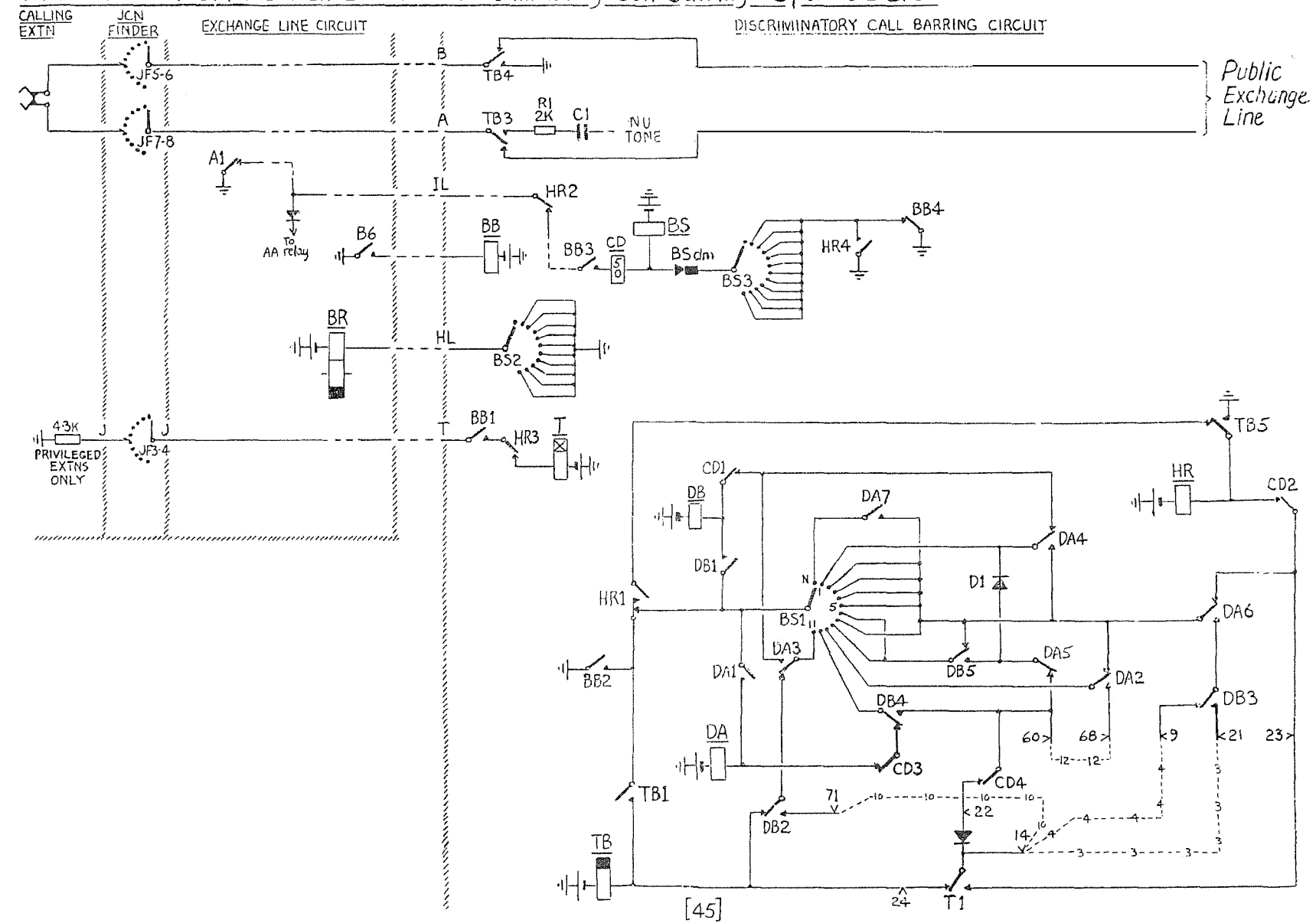
OUTGOING EXCHANGE LINE CALL - Discriminatory Call Barring - Options 3 & 7



OUTGOING EXCHANGE LINE CALL — Discriminatory Call Barring — Options 1 & 8

— Ordinary Extensions (T1 normal) —										— Privileged Extensions (T1 operated) —									
			Option	Circuit operation —									Option	Circuit operation —					
			1	after first digit	via BS1 contact	after second digit	via BS1 contact	after third digit	via BS1 contact				8	after first digit	via BS1 contact	after second digit	via BS1 contact	after third digit	via BS1 contact
RECORDED INFORMATION SERVICES	{	1	1	Allow	DB	1	HR	2					Allow	DB	1	HR	2		
		1	2	"	"	"	"	3			"	"	1	"	3				
		1	3	"	"	"	"	4			"	"	1	"	4				
		1	4	"	"	"	"	5			"	"	1	"	5				
		1	6	"	"	"	"	7			"	"	1	"	7				
		1	8	"	"	"	"	9			"	"	1	"	9				
CONTINENTAL ASSISTANCE		1	5	Bar	DB	1	TB,HR	6					Allow	DB	1	HR	6		
ENGINEERING TEST		1	7	Bar	DB	1	TB,HR	8					Allow	DB	1	HR	8		
TELEGRAMS, DQ, EQ, etc		1	9	Bar	DB	1	TB,HR	10					Allow	DB	1	HR	10		
OPERATOR SERVICES		1	0	Bar	DB	1	TB,HR	11					Allow	DB	1	HR	11		
LOCAL NUMBER SCHEME	{	2		Allow	HR	2							Allow	HR	2				
		3		"	"	3					"	"	3						
		4		"	"	4					"	"	4						
		5		"	"	5					"	"	5						
		6		"	"	6					"	"	6						
		7		"	"	7					"	"	7						
	8		"	"	8					"	"	8							
	9		"	"	9					"	"	9							
LONDON DIR. AREA		0	1 1-9	Bar	DA 10	DB 11	TB,HR	Nt.8					Allow	DA 10	DB 11	HR	Nt.8		
OTHER STD		0	2-0	Bar	DA 10	TB,HR	Nt.8						Allow	DA 10	HR	Nt.8			
ISD		0	1 0	Bar	DA 10	DB 11	TB,HR	9					Allow	DA 10	DB 11	HR	9		

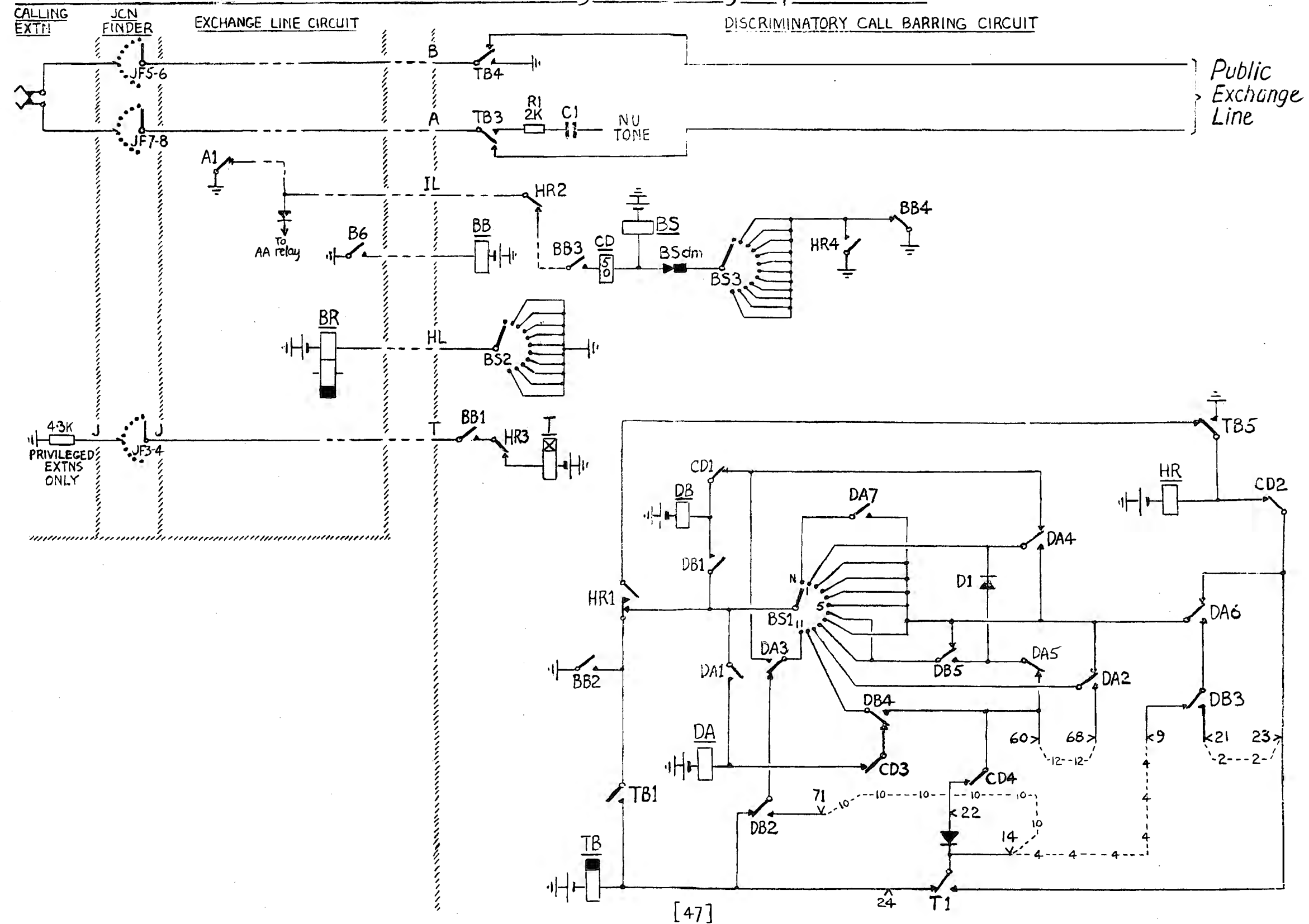
OUTGOING EXCHANGE LINE CALL - Discriminatory Call Barring - Options 1 & 8



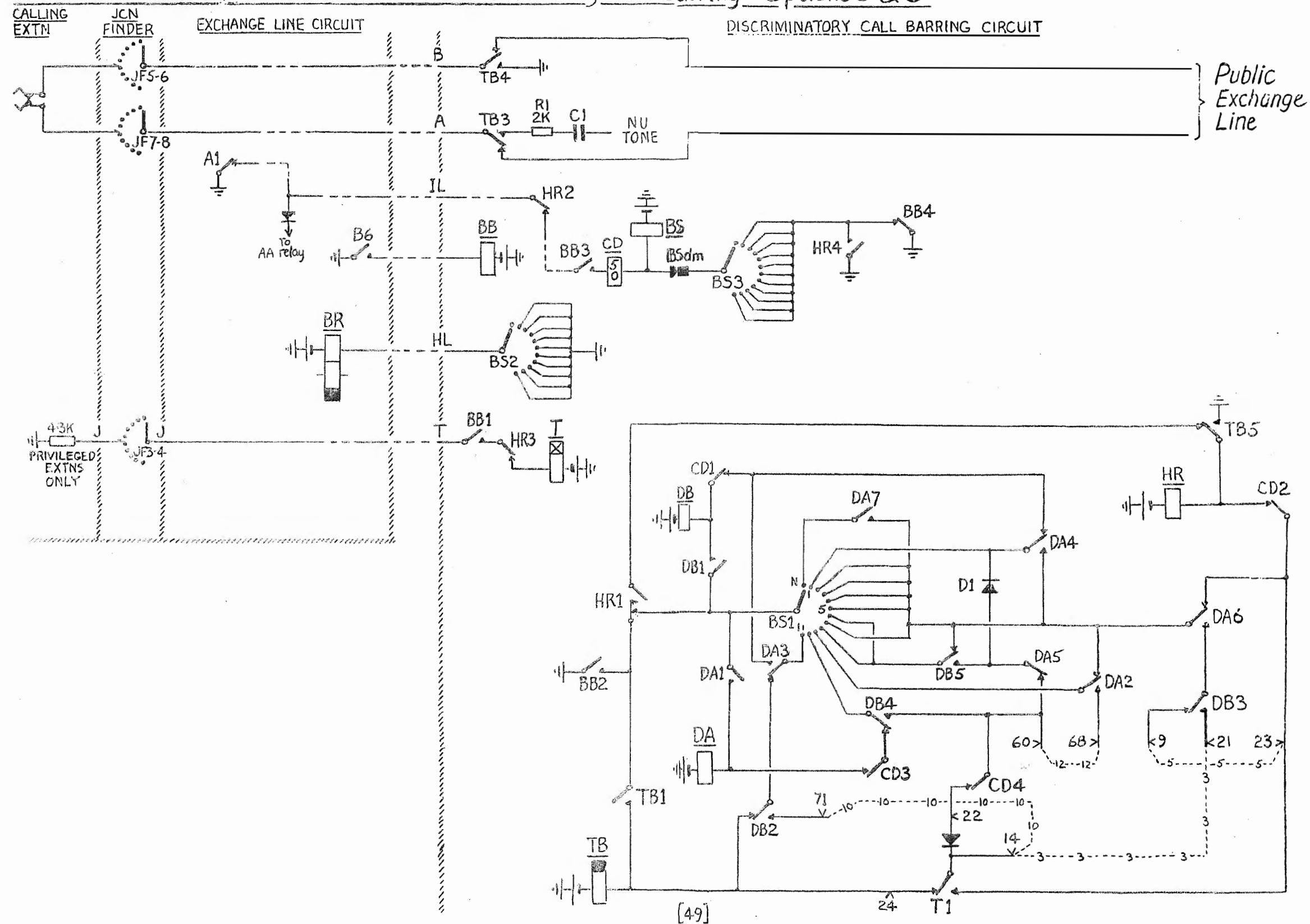
OUTGOING EXCHANGE LINE CALL — Discriminatory Call Barring — Options 2 & 8

— Ordinary Extensions (T1 normal) —										— Privileged Extensions (T1 operated) —									
			Option	Circuit operation —									Option	Circuit operation —					
			2	after first digit	via BS1 contact	after second digit	via BS1 contact	after third digit	via BS1 contact				8	after first digit	via BS1 contact	after second digit	via BS1 contact	after third digit	via BS1 contact
RECORDED INFORMATION SERVICES	{	1	1	Allow	DB	1	HR	2					Allow	DB	1	HR	2		
		1	2	"	"	"	"	3			"	"	1	"	3				
		1	3	"	"	"	"	4			"	"	1	"	4				
		1	4	"	"	"	"	5			"	"	1	"	5				
		1	6	"	"	"	"	7			"	"	1	"	7				
		1	8	"	"	"	"	9			"	"	1	"	9				
CONTINENTAL ASSISTANCE		1	5	Bar	DB	1	TB,HR	6					Allow	DB	1	HR	6		
ENGINEERING TEST		1	7	Bar	DB	1	TB,HR	8					Allow	DB	1	HR	8		
TELEGRAMS, DQ, EQ, etc		1	9	Bar	DB	1	TB,HR	10					Allow	DB	1	HR	10		
OPERATOR SERVICES		1	0	Bar	DB	1	TB,HR	11					Allow	DB	1	HR	11		
LOCAL NUMBER SCHEME	{	2		Allow	HR	2							Allow	HR	2				
		3		"	HR	3					"	"	3						
		4		"	HR	4					"	"	4						
		5		"	HR	5					"	"	5						
		6		"	HR	6					"	"	6						
		7		"	HR	7					"	"	7						
		8		"	HR	8					"	"	8						
		9		"	HR	9					"	"	9						
LONDON DIR. AREA		0	1 1-9	Allow	DA	10	DB	11	HR	N ₆ 8			Allow	DA	10	DB	11	HR	N ₆ 8
OTHER STD		0	2-0	Bar	DA	10	TB,HR	N-8					Allow	DA	10	HR	N ₆ 8		
ISD		0	1 0	Bar	DA	10	DB	11	TB,HR	9			Allow	DA	10	DB	11	HR	9

OUTGOING EXCHANGE LINE CALL - Discriminatory Call Barring - Options 2 & 8



OUTGOING EXCHANGE LINE CALL - Discriminatory Call Barring - Options 3 & 8



OUTGOING EXCHANGE LINE CALL — Discriminatory Call Barring — Options 4 & 8

— Ordinary Extensions (T1 normal) —

Option 4
Circuit operation —
after first digit after via BSI after second BSI after via third BSI
digit contact digit contact digit contact

RECORDED INFORMATION SERVICES	FIRST DIGIT	SECOND DIGIT	THIRD DIGIT	Option 4	Circuit operation
	1	1		Allow	DE 1 HR 2
	1	2		"	" 1 " 3
	1	3		"	" 1 " 4
	1	4		"	" 1 " 5
	1	6		"	" 1 " 7
	1	8		"	" 1 " 9

CONTINENTAL ASSISTANCE 1 5 Bar DB 1 TB,HR 6

ENGINEERING TEST 1 7 Bar DB 1 TB,HR 8

TELEGRAMS, DQ, EQ, etc 1 9 Bar DB 1 TB,HR 10

OPERATOR SERVICES 1 0 Bar DB 1 TB,HR 11

LOCAL NUMBER SCHEME	2	Allow	HR 2
	3	"	" 3
	4	"	" 4
	5	"	" 5
	6	"	" 6
	7	"	" 7
	8	"	" 8
	9	"	" 9

LONDON DIR. AREA 0 1 1-9 Allow DA 10 DB 11 HR Nto 8

OTHER STD 0 2-0 Bar DA 10 TB,HR Nto 8

ISD 0 1 0 Allow DA 10 DB 11 HR 9

— Privileged Extensions (T1 operated) —

Option 8
Circuit operation —
after first digit after via BSI after second BSI after via third BSI
digit contact digit contact digit contact

Allow	DB 1	HR 2
"	" 1	" 3
"	" 1	" 4
"	" 1	" 5
"	" 1	" 7
"	" 1	" 9

Allow DB 1 HR 6

Allow DB 1 HR 8

Allow DB 1 HR 10

Allow DB 1 HR 11

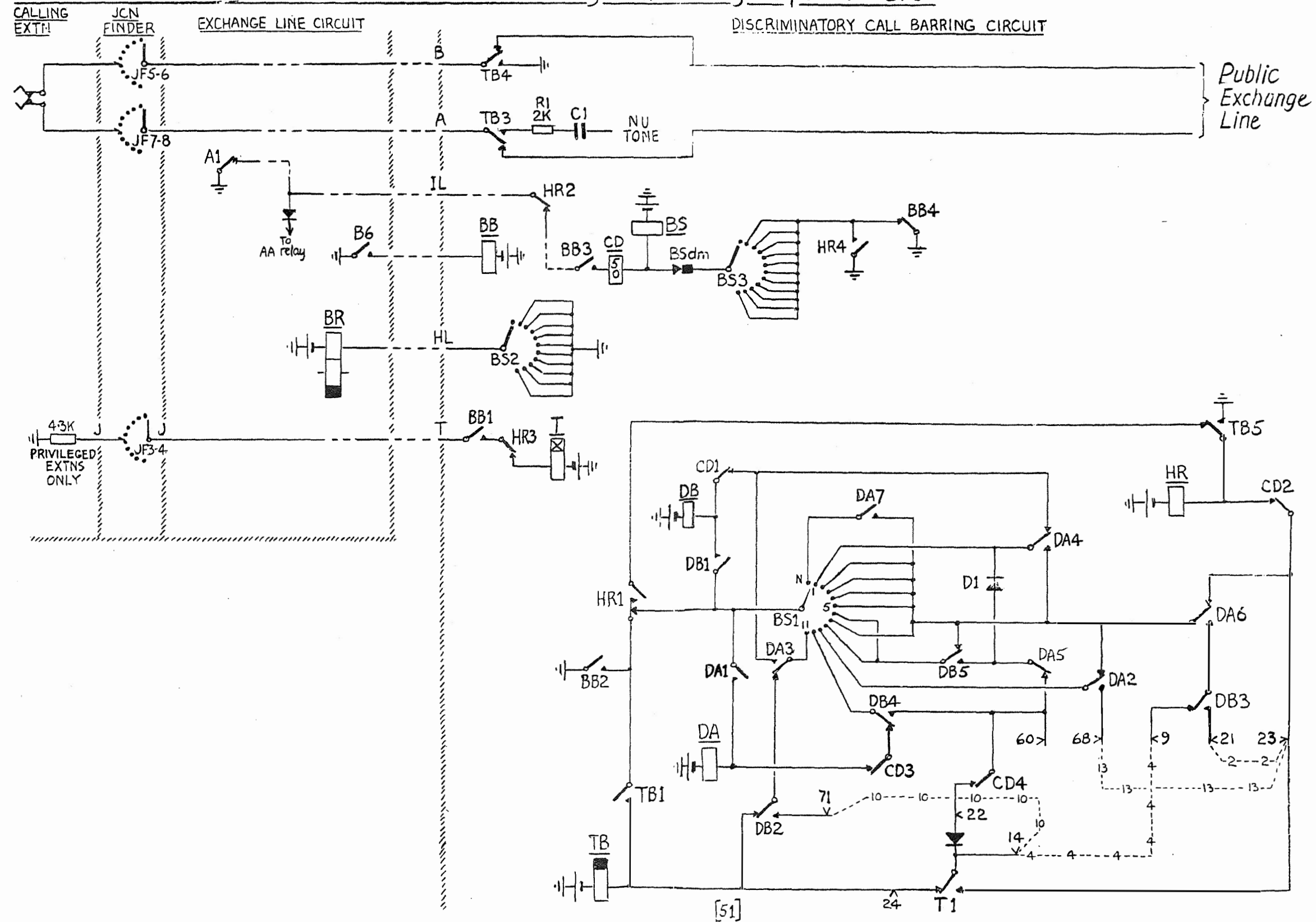
Allow	HR 2
"	" 3
"	" 4
"	" 5
"	" 6
"	" 7
"	" 8
"	" 9

Allow DA 10 DB 11 HR Nto 8

Allow DA 10 HR Nto 8

Allow DA 10 DB 11 HR 9

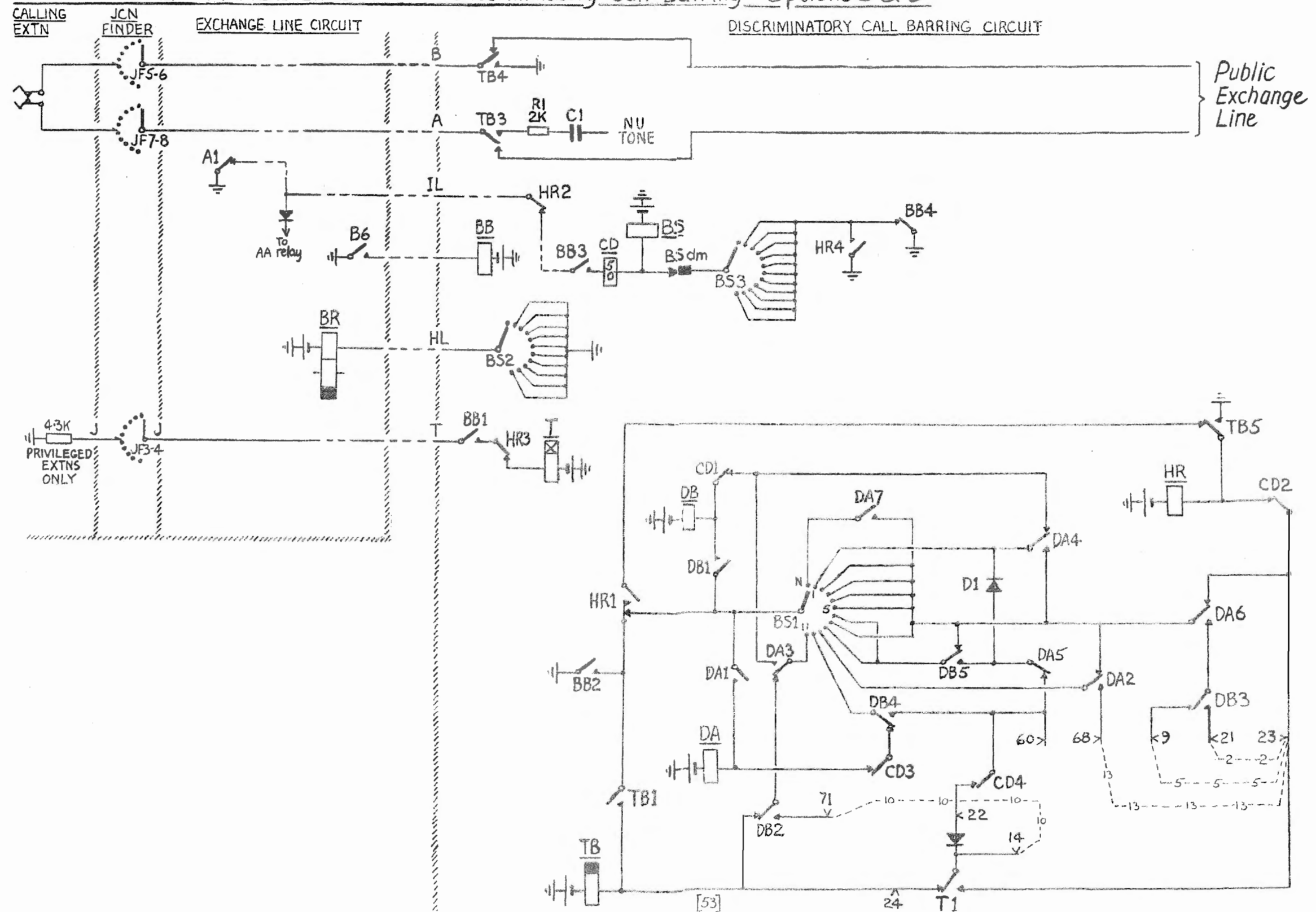
OUTGOING EXCHANGE LINE CALL - Discriminatory Call Barring - Options 4 & 8



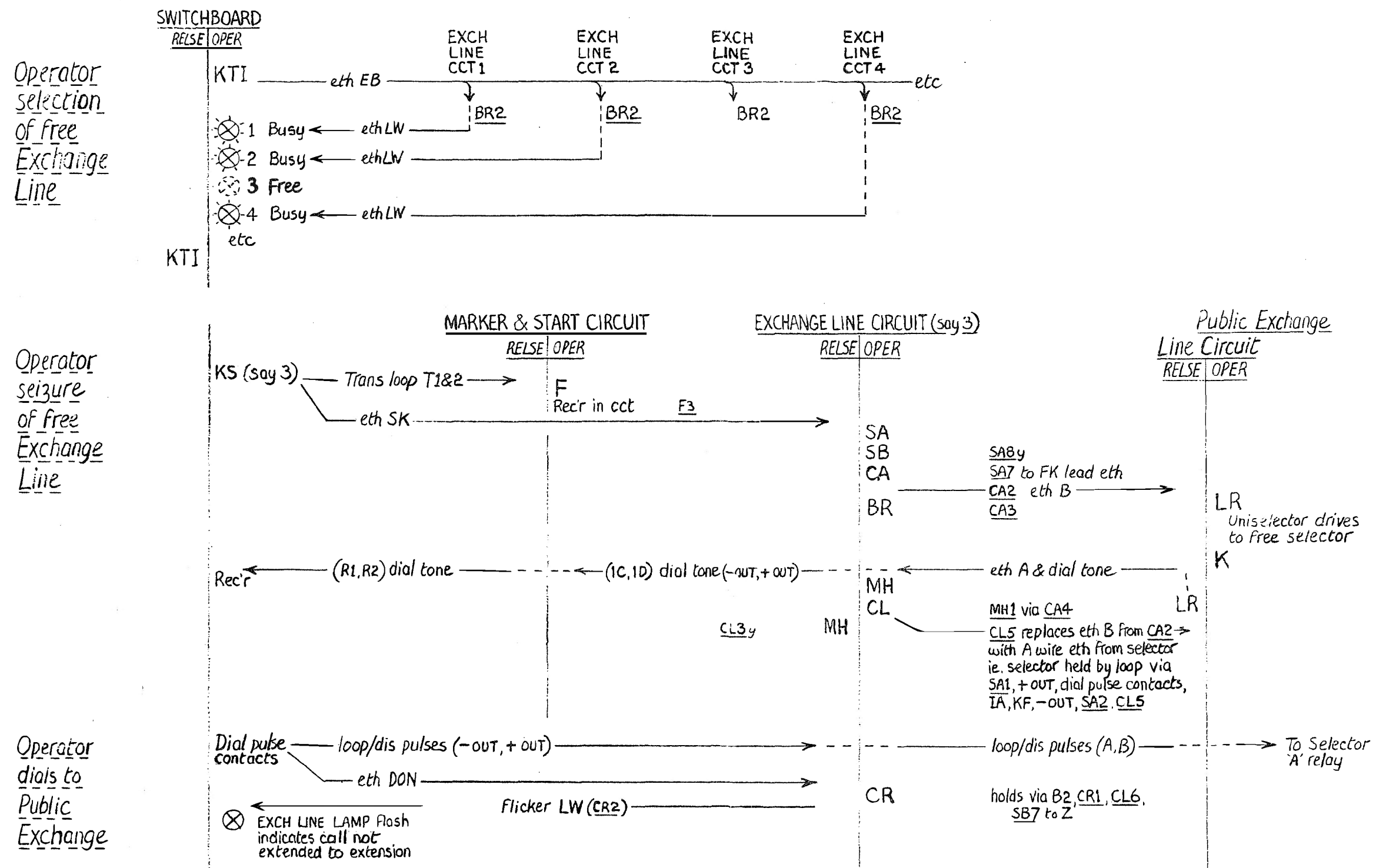
OUTGOING EXCHANGE LINE CALL — Discriminatory Call Barring — Options 5 & 8

— Ordinary Extensions (T1 normal) —										— Privileged Extensions (T1 operated) —									
			Option	Circuit operation —									Option	Circuit operation —					
			5	after first digit	via BS1 contact	after second digit	via BS1 contact	after third digit	via BS1 contact				8	after first digit	via BS1 contact	after second digit	via BS1 contact	after third digit	via BS1 contact
RECORDED INFORMATION SERVICES	{	1	1	Allow	DB	1	HR	2					Allow	DB	1	HR	2		
		1	2	"	"	1	"	3					"	"	1	"	3		
		1	3	"	"	1	"	4					"	"	1	"	4		
		1	4	"	"	1	"	5					"	"	1	"	5		
		1	6	"	"	1	"	7					"	"	1	"	7		
		1	8	"	"	1	"	9					"	"	1	"	9		
CONTINENTAL ASSISTANCE		1	5	Bar	DB	1	TB,HR	6				Allow	DB	1	HR	6			
ENGINEERING TEST		1	7	Bar	DB	1	TB,HR	8				Allow	DB	1	HR	8			
TELEGRAMS, DQ, EQ, etc		1	9	Bar	DB	1	TB,HR	10				Allow	DB	1	HR	10			
OPERATOR SERVICES		1	0	Bar	DB	1	TB,HR	11				Allow	DB	1	HR	11			
LOCAL NUMBER SCHEME	{	2		Allow	HR	2						Allow	HR	2					
		3		"	"	3						"	"	3					
		4		"	"	4						"	"	4					
		5		"	"	5						"	"	5					
		6		"	"	6						"	"	6					
		7		"	"	7						"	"	7					
		8		"	"	8						"	"	8					
		9		"	"	9						"	"	9					
LONDON DIR. AREA		0	1 1-9	Allow	DA	10	DB	11	HR	N to 8		Allow	DA	10	DB	11	HR	N to 8	
OTHER STD		0	2-0	Allow	DA	10	HR	N to 8			Allow	DA	10	HR	N to 8				
ISD		0	1 0	Allow	DA	10	DB	11	HR	9		Allow	DA	10	DB	11	HR	9	

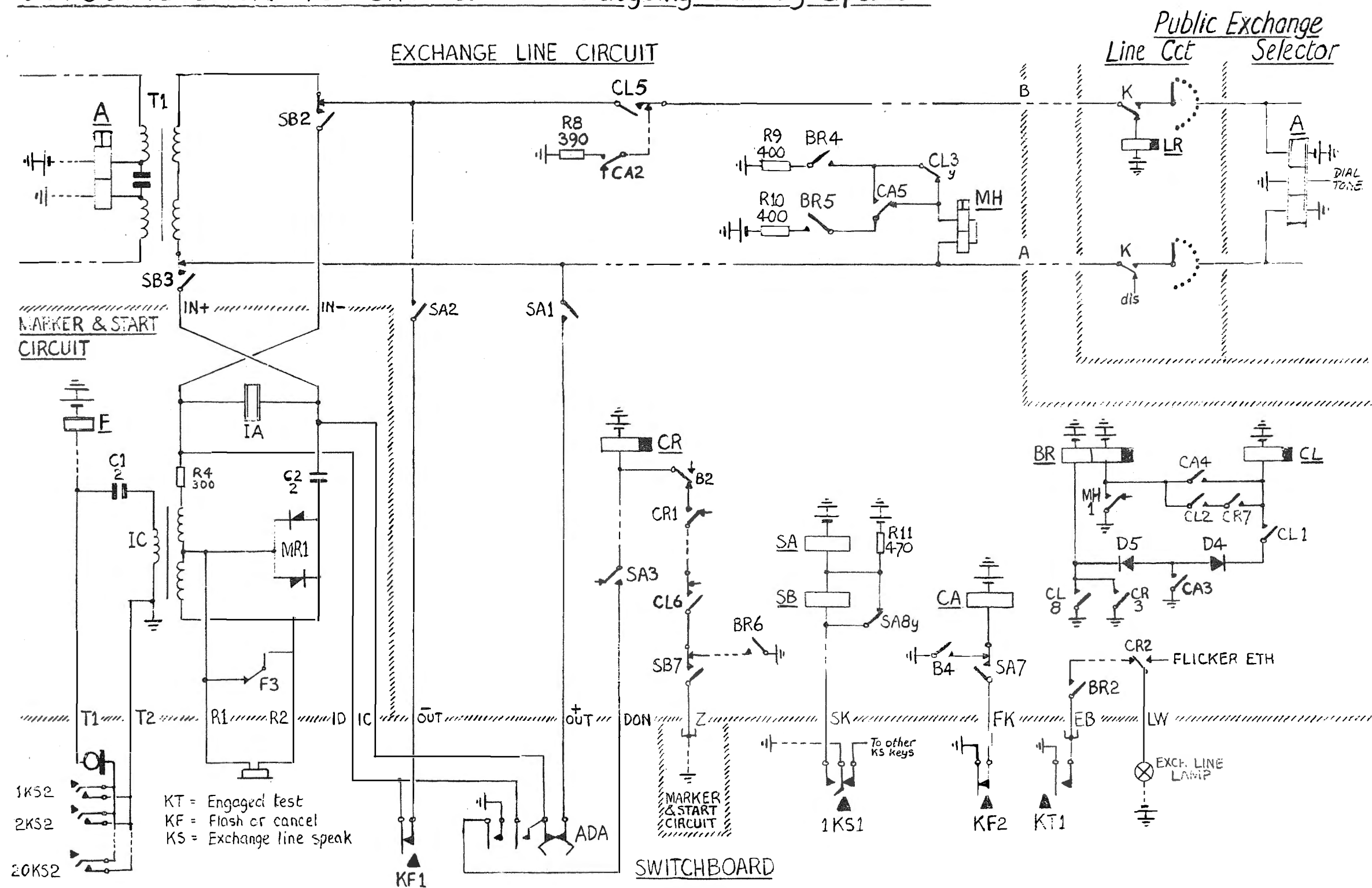
OUTGOING EXCHANGE LINE CALL - Discriminatory Call Barring - Options 5 & 8



OUTGOING EXCHANGE LINE CALL - Outgoing Call by Operator



OUTGOING EXCHANGE LINE CALL — Outgoing Call by Operator



INCOMING EXCHANGE LINE CALL - Outline

EXCHANGE LINE CIRCUIT

Ringing current from Public Exchange Line results in :—

ECL signal to RINGING, TONE & PULSE CCT,

Flicker on LW (Lamp Wire) to SWITCHBOARD.

SK signal from SWITCHBOARD diverts - & + wires on Public Exchange side of transmission bridge in (IN-, IN+) and out (OUT-, OUT+) of SWITCHBOARD without breaking continuity — trips ringing from Public Exchange.

Supplies ring tone to Public Exchange caller while CALLED EXTN being rung — removes Flicker from LW lead when connection established to CALLED EXTN.

At end of call keeps itself busied until Public Exchange equipment back to normal.

MARKER & START CIRCUIT

Receives AU signal from RINGING, TONE & PULSE CCT when incoming calls on Public Exchange Lines — extends signal on AA lead to SWITCHBOARD in case audible calling required.

Receives last 2 digits of CALLED EXTN number in 1, 2 or 3 out of 4 code on leads KA, KB, KC & KD — stores last 2 digits of CALLED EXTN number — marks Tens (T1-0) and Units (U2-0) digits of CALLED EXTN number on banks of Junction Finders (JF) — sends SW signal to EXCHANGE LINE CIRCUIT if CALLED EXTN LINE CCT is on unit 2 — sends D (drive) signal to EXCHANGE LINE CIRCUIT — storage of CALLED EXTN number is cleared after extn has been found.

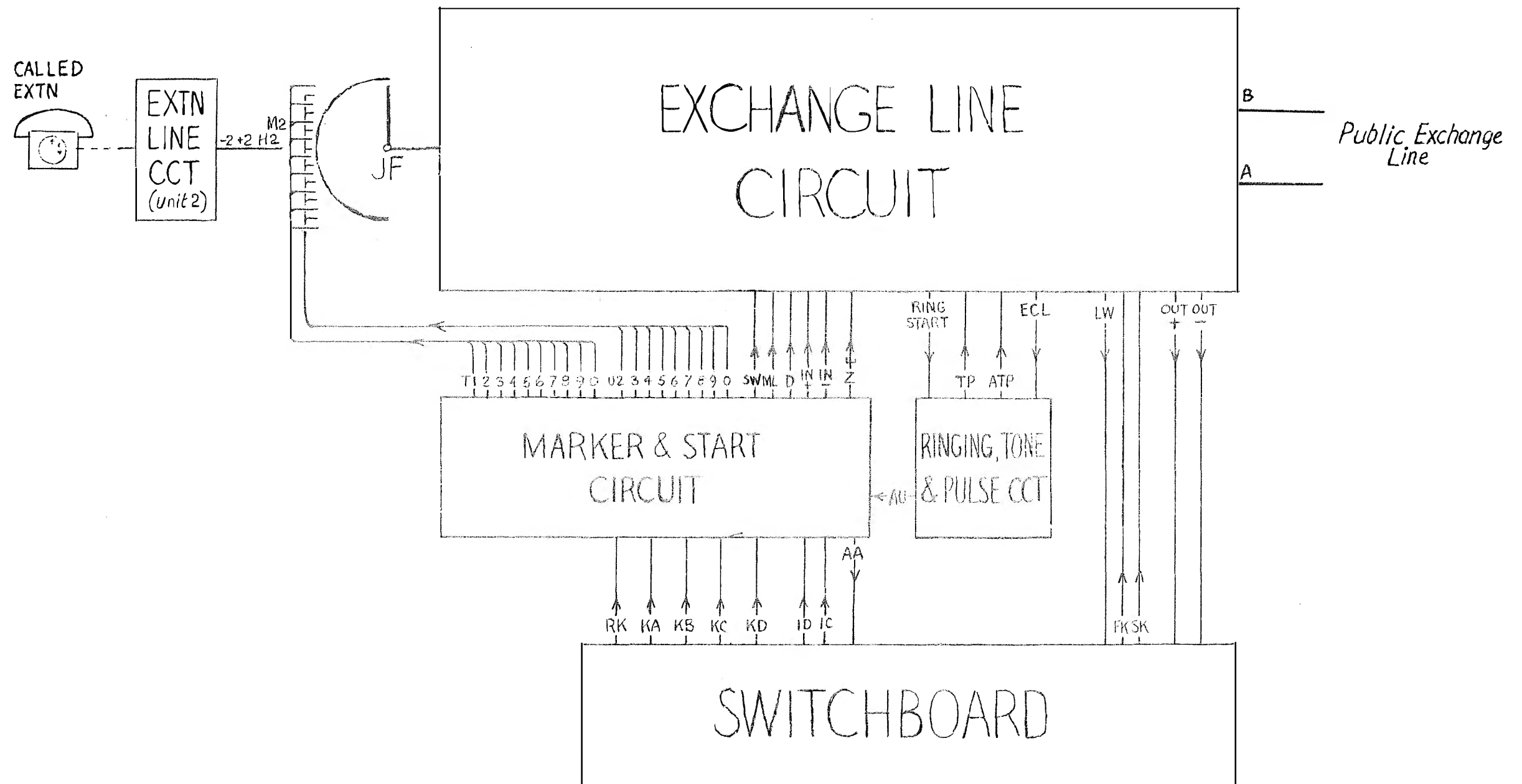
RINGING, TONE & PULSE CCT

Receives ECL signal from EXCHANGE LINE CIRCUIT with incoming call — RING START initiates generation of ringing, tone & pulse supplies — ECL results in AU signal being sent to MARKER & START CIRCUIT.

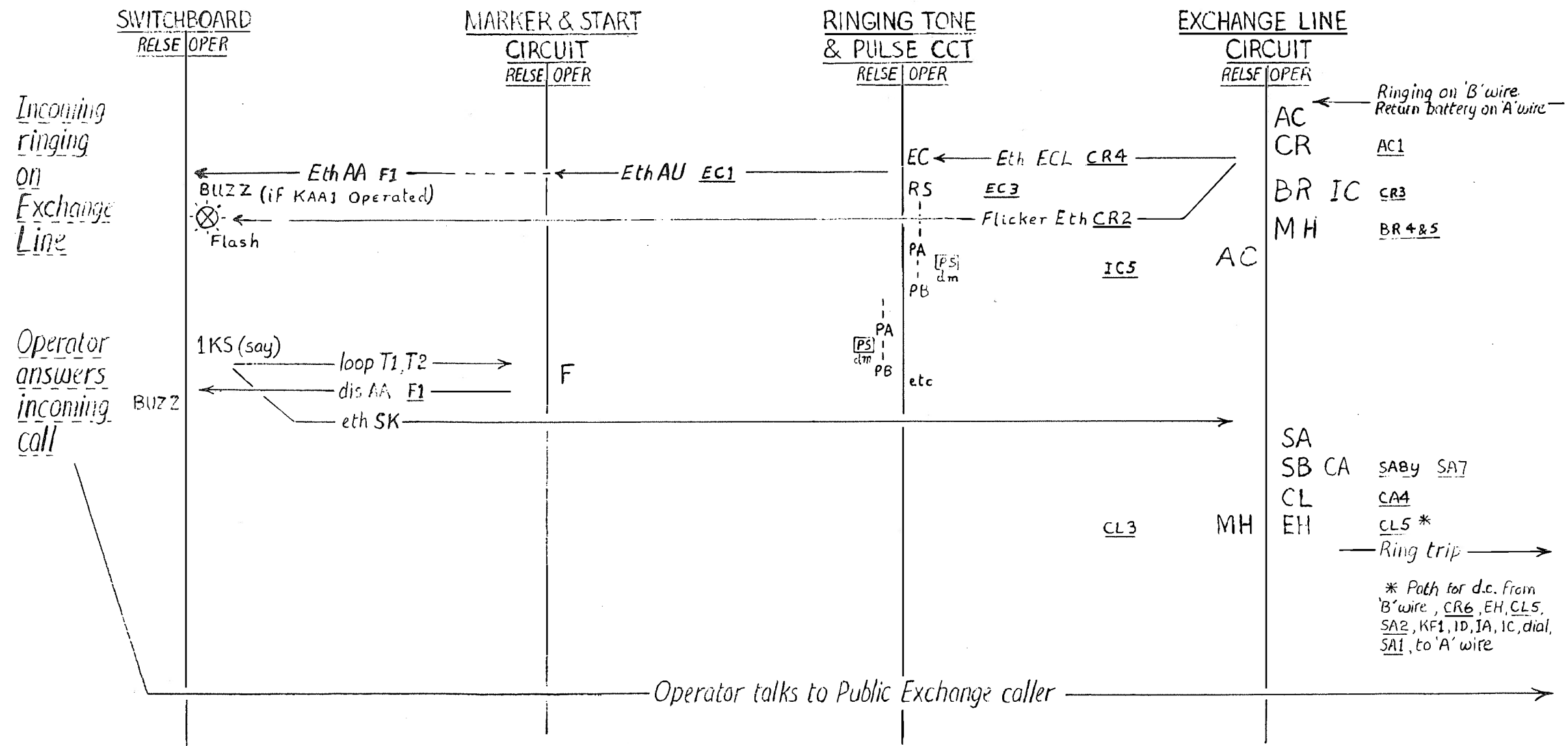
SWITCHBOARD

Flicker received on an LW lead causes flashing of an EXCH LINE LAMP as an incoming call signal. Operator presses exchange line Speak Key & sends SK signal to EXCHANGE LINE CIRCUIT — operator speaks to caller over OUT+ & OUT- wires — caller asks for required extension — operator keys last 2 digits of extension number — digit signals pass in 1, 2 or 3 out of 4 code over leads KA, KB, KC & KD to MARKER & START CIRCUIT — operator may remain in circuit until after the CALLED EXTN answers (in this case Warn Tone lets caller & extension know) or may restore the Speak Key, leaving the connection to be completed automatically, whether the CALLED EXTN is free or busy at the time.

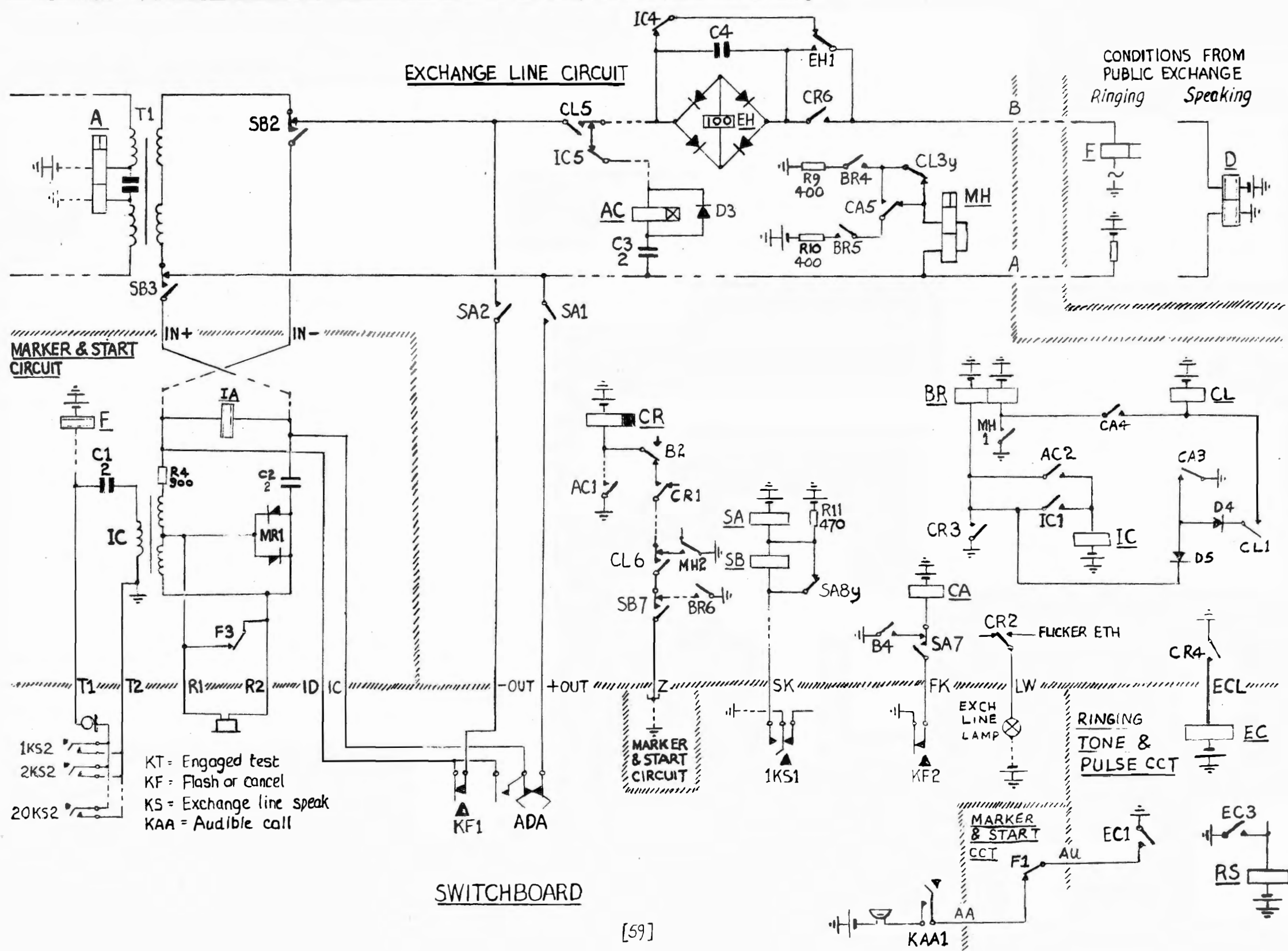
INCOMING EXCHANGE LINE CALL - Outline



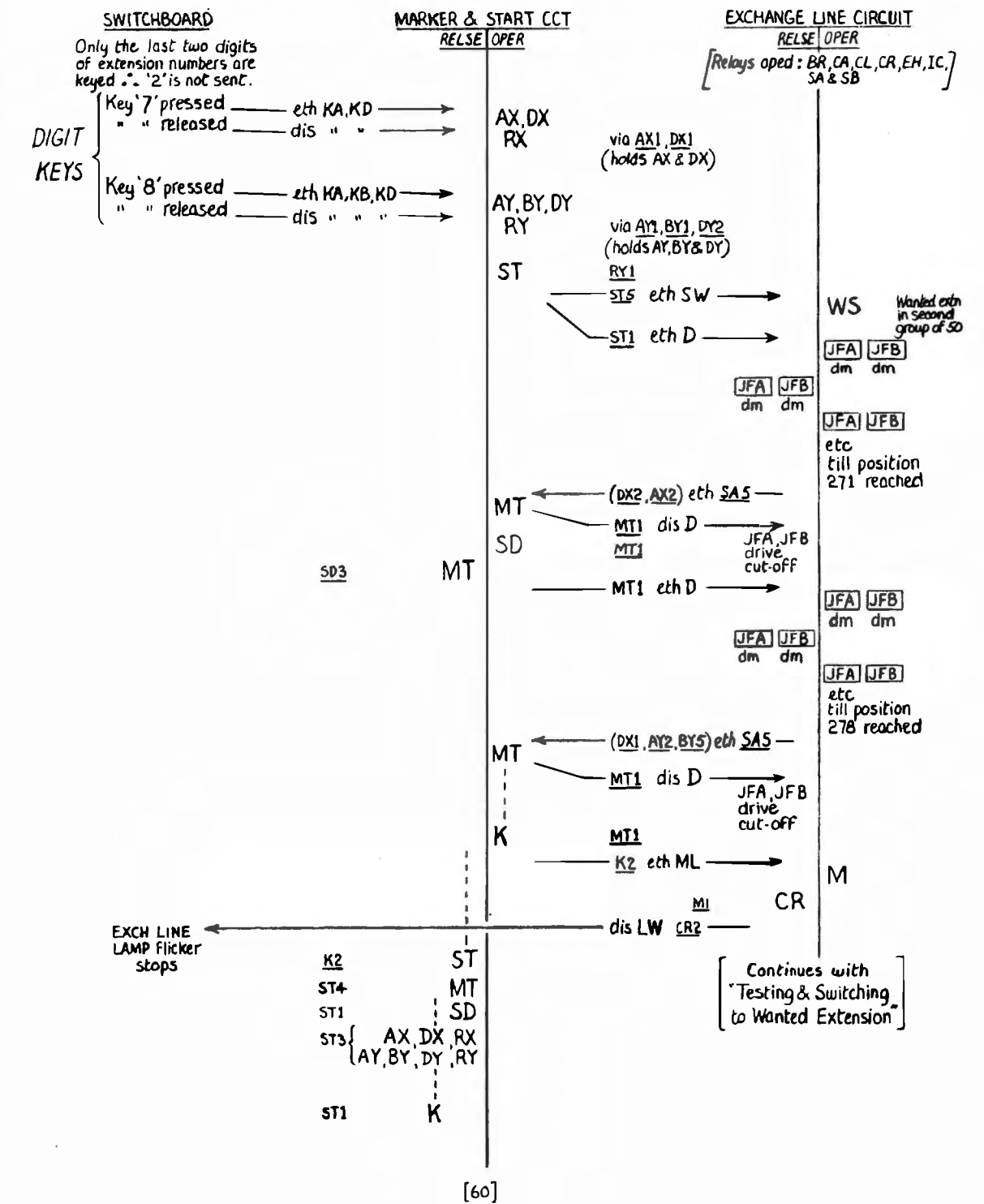
INCOMING EXCHANGE LINE CALL—Operator Answering



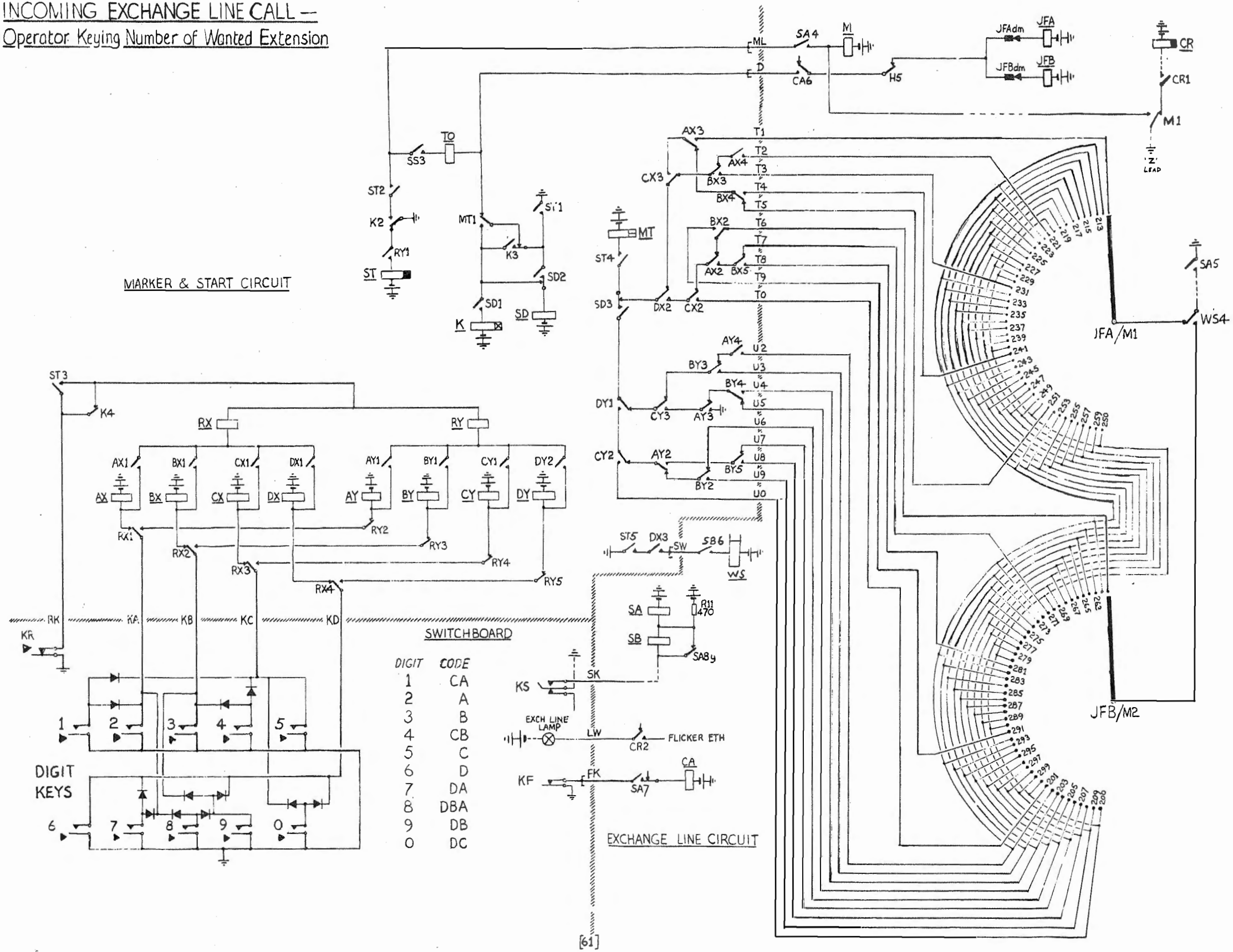
INCOMING EXCHANGE LINE CALL – Operator Answering



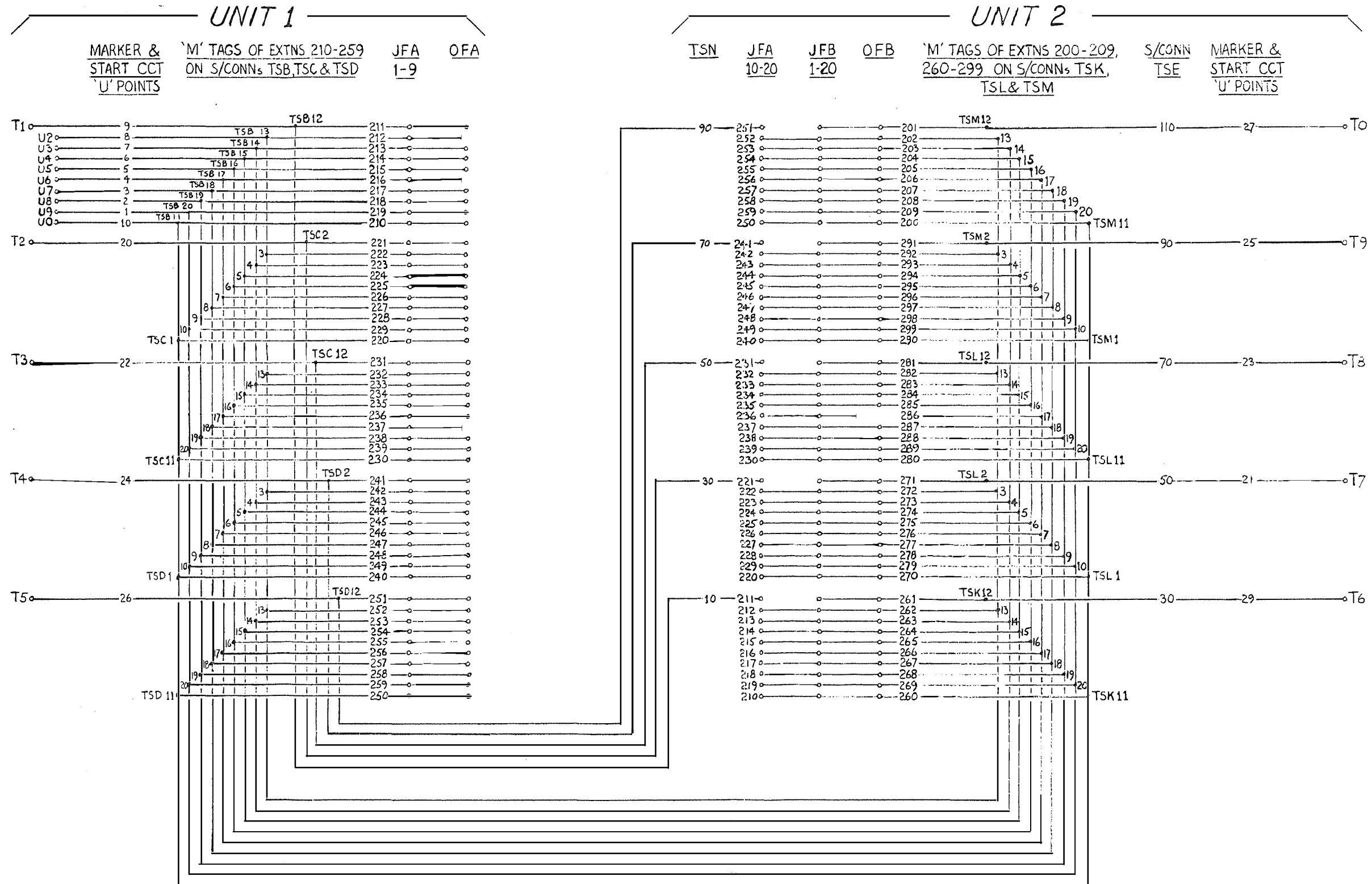
Assume the extension wanted is 278.



INCOMING EXCHANGE LINE CALL —
Operator Keying Number of Wanted Extension

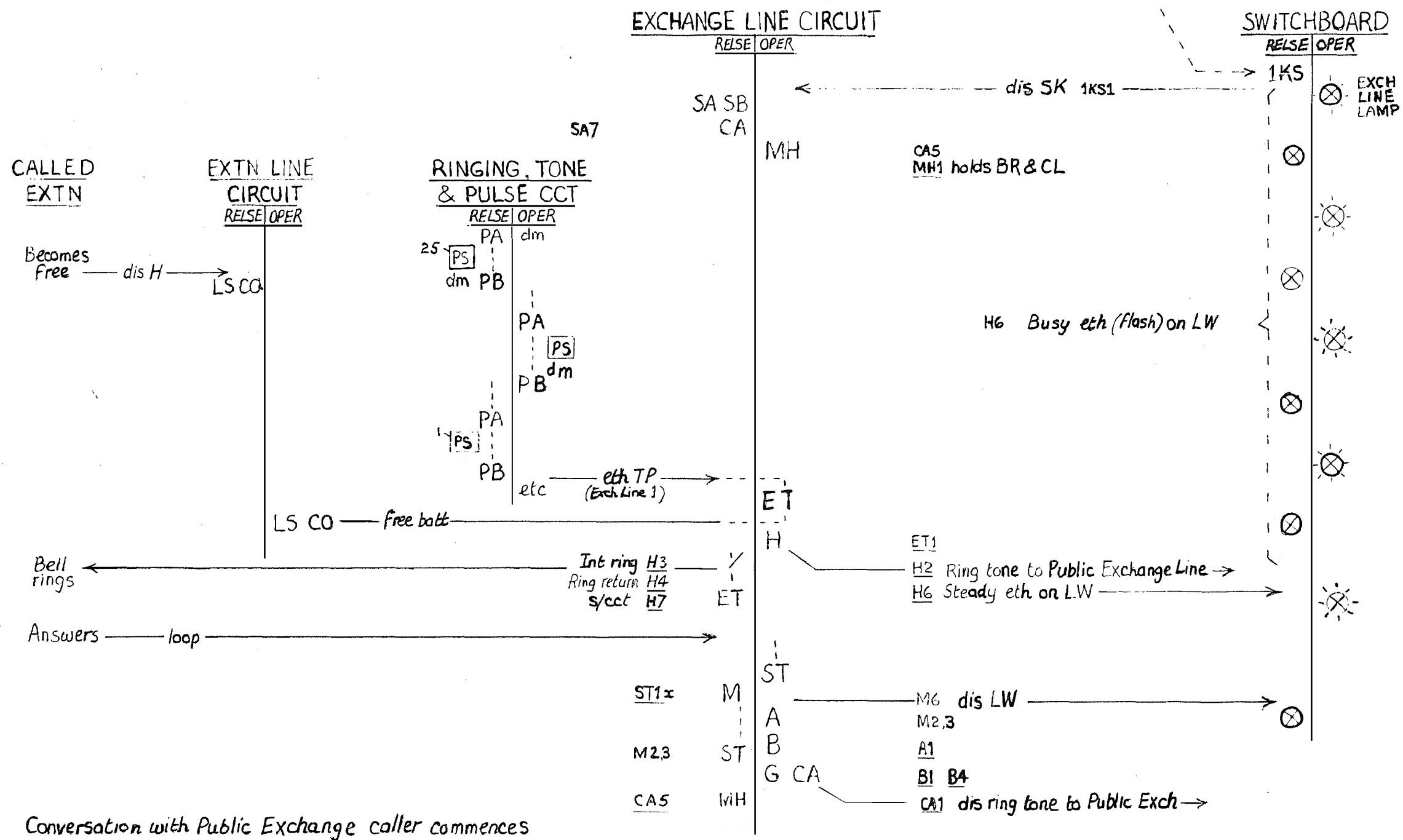


INCOMING EXCHANGE LINE CALL - Wiring of Extension 'M' wires to Finder



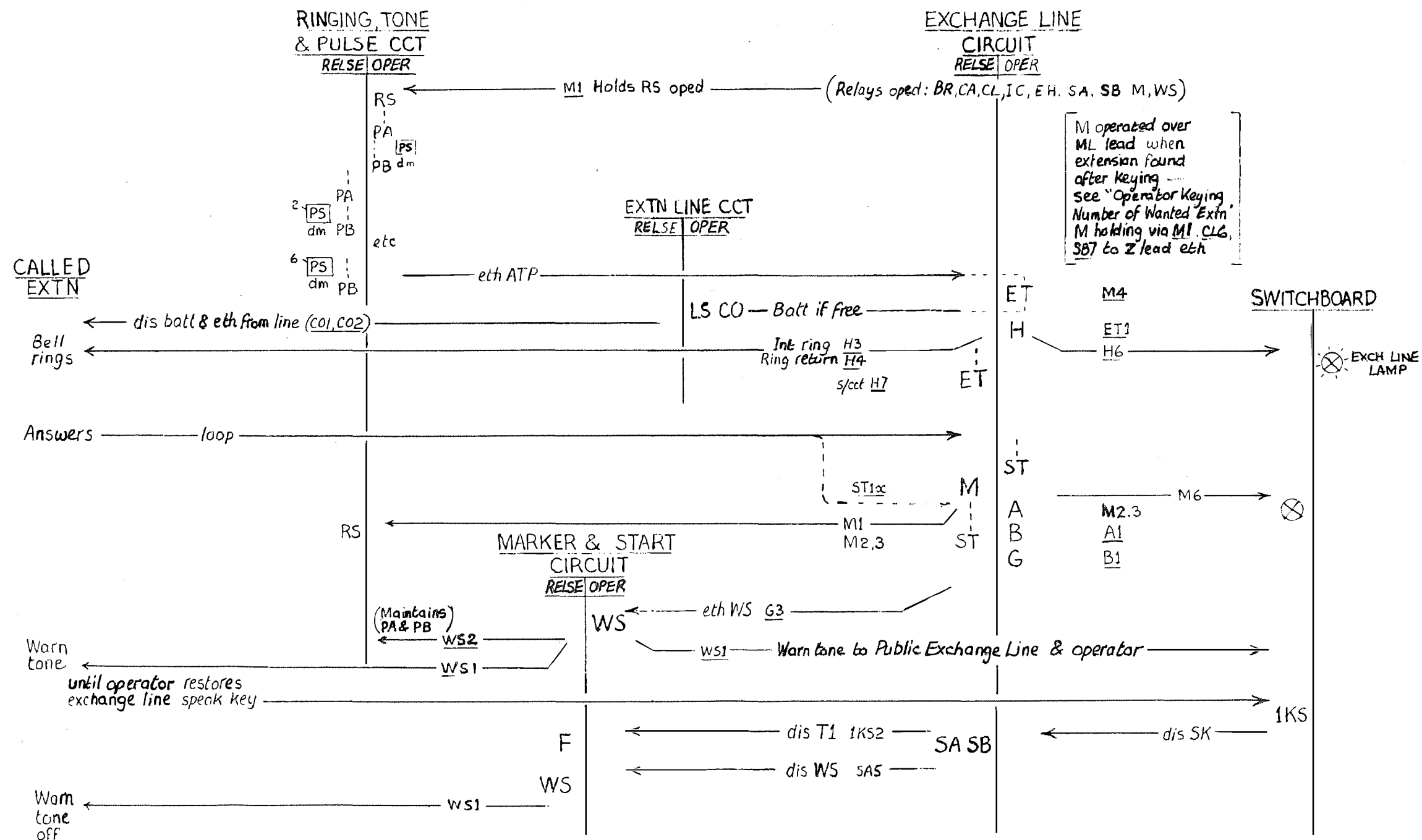
INCOMING EXCHANGE LINE CALL — Testing & Switching to Called Extension (busy & ring when free)

If the called extension is busy its H lead is earthed (by the other call) and so relay ET does not operate at the end of keying — the Exchange Line lamp flashes to busy earth. The operator may restore the Exchange Line speak key (say 1KS) leaving the extension to be rung automatically when it becomes free

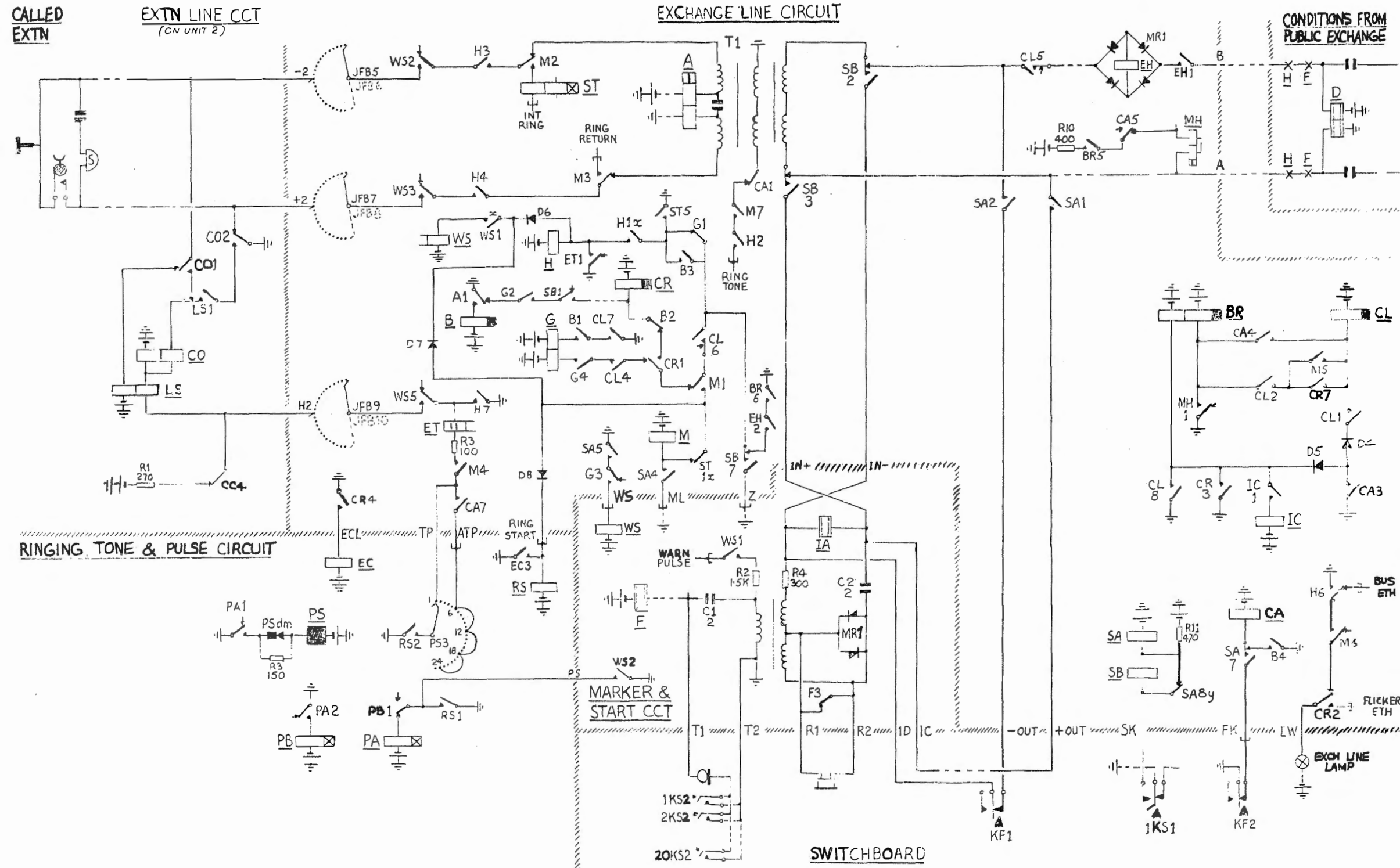


Conversation with Public Exchange caller commences

INCOMING EXCHANGE LINE CALL - Testing & Switching to Called Extension (free)

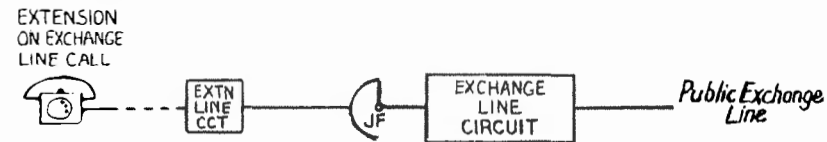


INCOMING EXCHANGE LINE CALL - Testing & Switching to Called Extension

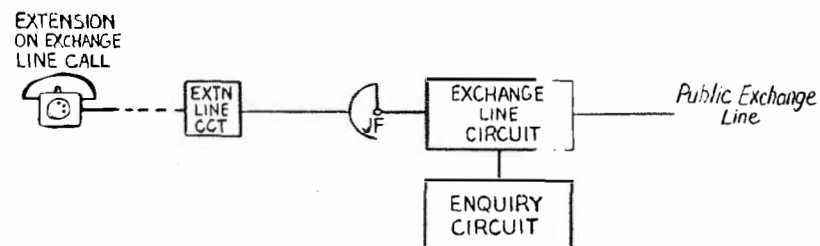


ENQUIRY & TRANSFER - Trunking Sequence

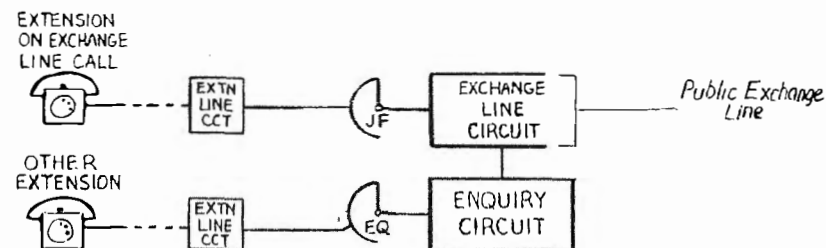
EXTENSION ON EXCHANGE LINE CALL wishing to make ENQUIRY of another EXTENSION or TRANSFER Public Exchange Line call to OTHER EXTENSION, after asking Public Exchange Line subscriber to wait, presses telephone button



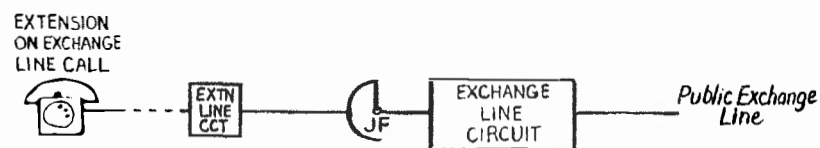
Public Exchange Line call is held, but isolated from EXTENSION — EXTENSION receives dial tone from ENQUIRY CIRCUIT



EXTENSION ON EXCHANGE LINE CALL dials number of required OTHER EXTENSION — ENQUIRY CIRCUIT FINDER (EQ) is positioned on OTHER EXTENSION — OTHER EXTENSION is rung by ENQUIRY CIRCUIT

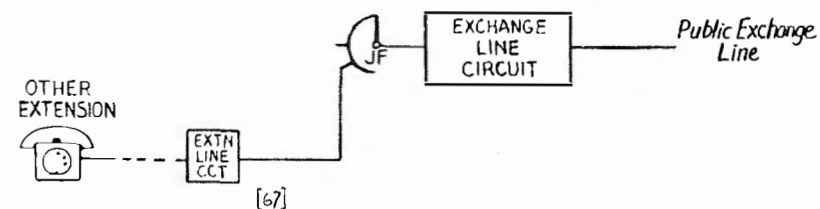


After talking (ie. ENQUIRY) with the OTHER EXTENSION the EXTENSION ON EXCHANGE LINE CALL may
(1) press the button again to release the OTHER EXTENSION and return to the Public Exchange Line.



or may
(2) replace the handset to TRANSFER, by re-positioning the JF finder, the Public Exchange Line call to the OTHER EXTENSION

[Note : OTHER EXTENSION has become EXTENSION ON EXCHANGE LINE CALL & the process can be repeated.]



ENQUIRY & TRANSFER — Signal outline

EXCHANGE LINE CIRCUIT

Button signal from EXTN ON EXCHANGE LINE CALL causes ST common to be tested to determine whether ENQUIRY CIRCUIT is free — applies to ENQUIRY CIRCUIT on TR common — when button signal ends ENQUIRY CIRCUIT and EXCHANGE LINE CIRCUIT interconnected via HIN & HOUT chain — Public Exchange Line call held by loop across A & B wires — dial tone to EXTN ON EXCHANGE LINE CALL from ENQUIRY CIRCUIT on CB+ & CB- — EXTN ON EXCHANGE LINE CALL dials number of OTHER EXTN — repeated to ENQUIRY CIRCUIT on CB+ & CB-.

ENQUIRY ends when second button signal received from EXTN ON EXCHANGE LINE CALL — extended to ENQUIRY CIRCUIT on DR lead — when button signal ends connection to ENQUIRY CIRCUIT broken, Public Exchange Line call reconnected, and through speech path resumed.

TRANSFER initiated by EXTN ON EXCHANGE LINE CALL clearing i.e. dis- & + loop into EXCHANGE LINE CIRCUIT — dis loop repeated on CB+ & CB- to ENQUIRY CIRCUIT results in TR back from ENQUIRY CIRCUIT — JF-finder drives to OTHER EXTN position — OTHER EXTN loop reseizes EXCHANGE LINE CIRCUIT, resulting in release of ENQUIRY CIRCUIT.

OPERATOR RECALL: receipt of OR signal results in flicker on LW to SWITCHBOARD — operator answers with FK signal & speaks to EXTN ON EXCHANGE LINE CALL over OUT+ & OUT-.

SWITCHBOARD

Receives flicker earth on LW for OPERATOR RECALL — operator responds with SK signal — operator speaks to EXTN ON EXCHANGE LINE CALL over OUT+ & OUT-.

ENQUIRY CIRCUIT

When free extends eth on ST common to EXCHANGE LINE CIRCUITS — receives demand signals from EXCHANGE LINE CIRCUITS on TR common — completes interconnection with demanding EXCHANGE LINE CIRCUIT over HIN & HOUT chain.

On seizure connects dial tone to CB+ & CB- — receives dialled digits over CB+ & CB- — marks one 'tens' lead (T1-9) and one 'units' lead (U2-0) — drives EQ-finder until mark detected on M lead.

Tests OTHER EXTN via HE lead — if free rings on - & + — connects ring tone to CB+ & CB- — when OTHER EXTN answers, stops ringing & ring tone & provides through speech between the two EXTNS.

ENQUIRY connection released by signal received on DR common.

TRANSFER initiated by batt signal on TR common from EXCHANGE LINE CIRCUIT (providing TX signal shows other ENQUIRY CIRCUIT is not doing a transfer) — a moment later an eth signal is returned on TR to EXCHANGE LINE CIRCUIT (which repositions JF-finder to position of OTHER EXTN).

OPERATOR RECALL: if EXTN ON EXCHANGE LINE CALL dials '0' after obtaining dial tone by use of button signal OR is sent to EXCHANGE LINE CIRCUIT.

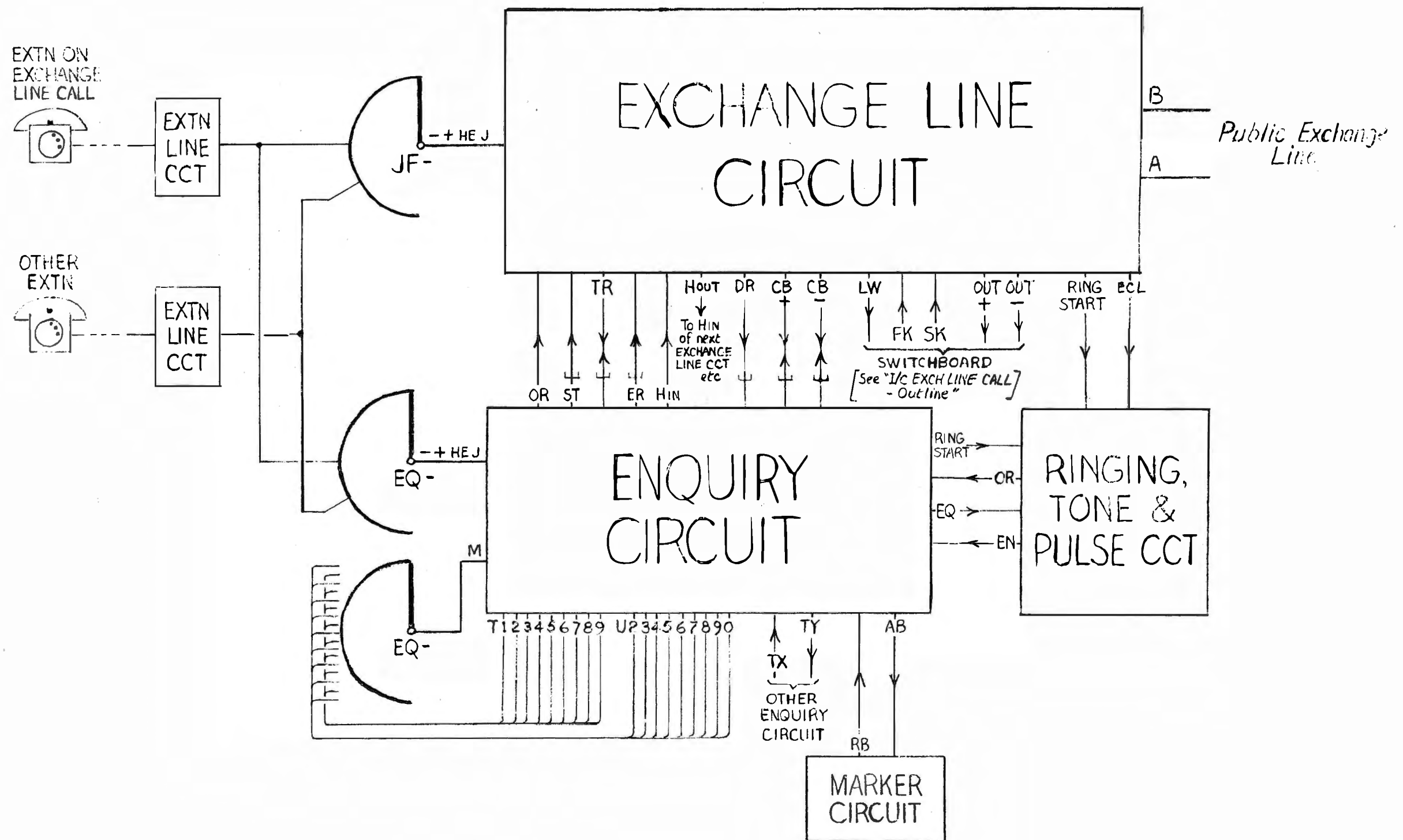
RINGING TONE & PULSE CCT

RING START received from ENQUIRY CIRCUIT on seizure & from EXCHANGE LINE CIRCUIT on OPERATOR RECALL. OPERATOR RECALL eth received on EQ & extended to OR during day service, but to EN during night service. — ECL initiates audible alarm, if required, on SWITCHBOARD.

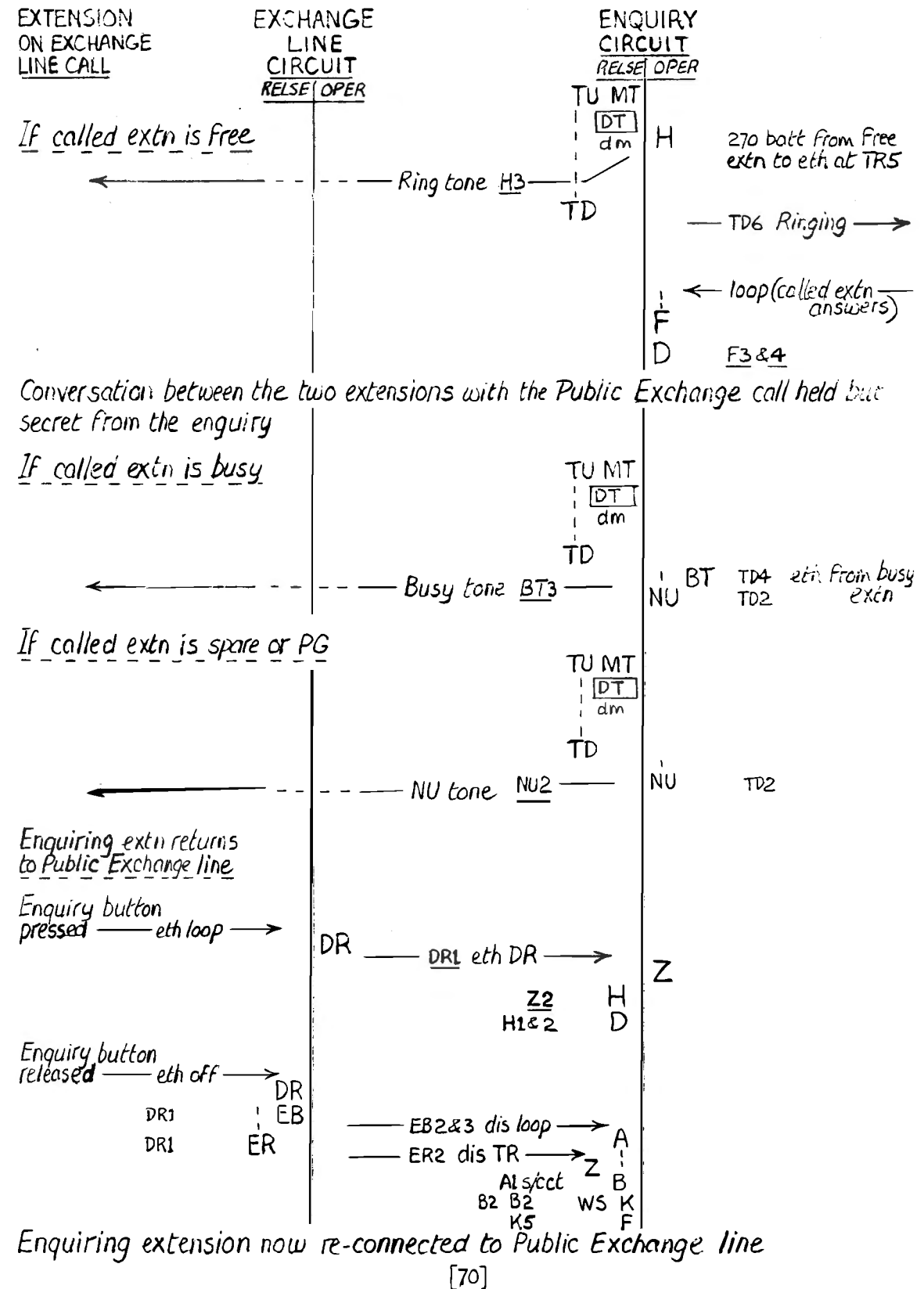
MARKER CIRCUIT

Provides marking battery on RB lead to ENQUIRY CIRCUIT 1 — marking battery extended to ENQUIRY CIRCUIT 2 on AB lead if not in use in ENQUIRY CIRCUIT 1. [see "ENQUIRY & TRANSFER — Arrangement of Relay Sets" and Finders on Units]

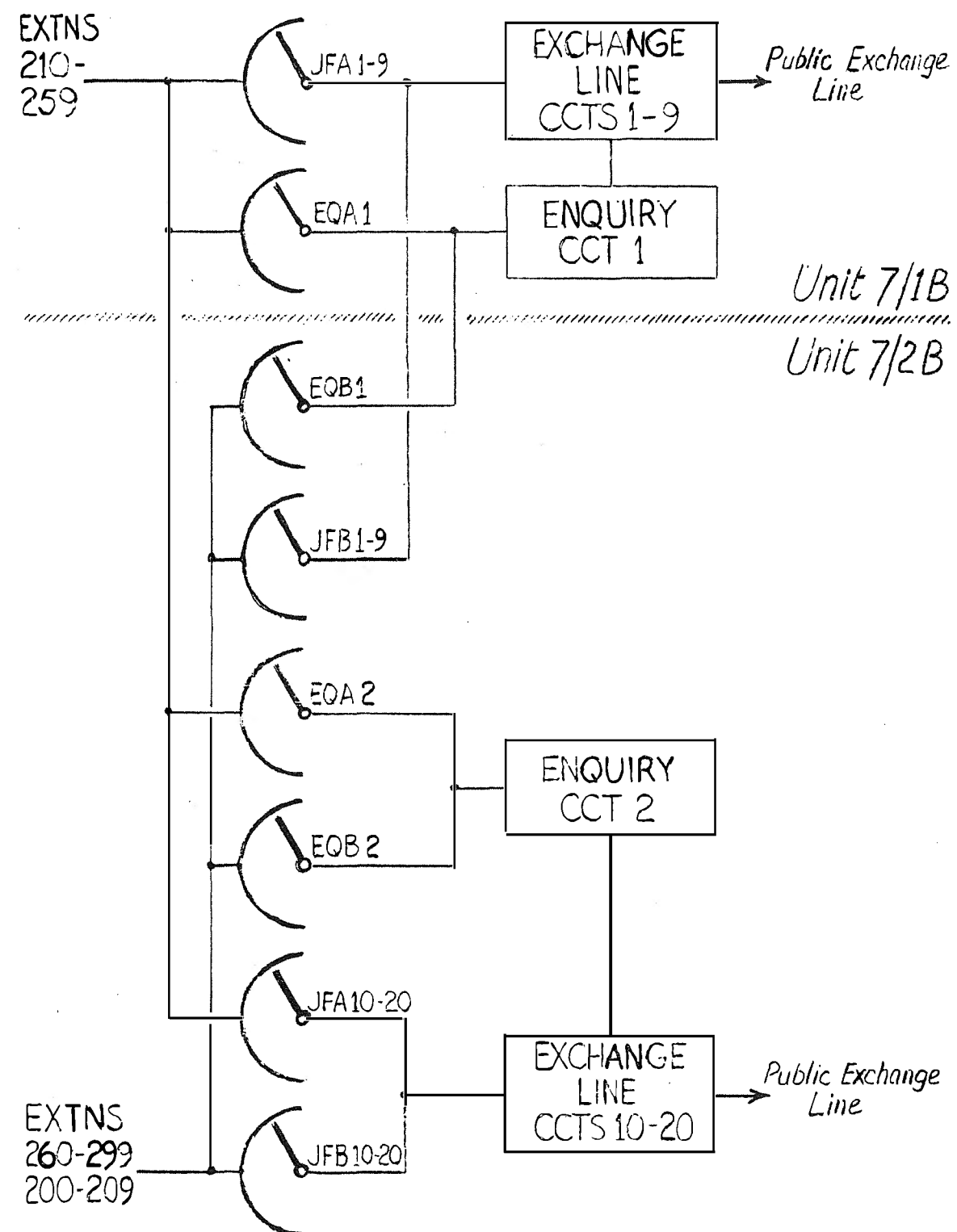
ENQUIRY & TRANSFER — Signal outline



ENQUIRY OF ANOTHER EXTN BY EXTN ON EXCHANGE LINE CALL (contd)

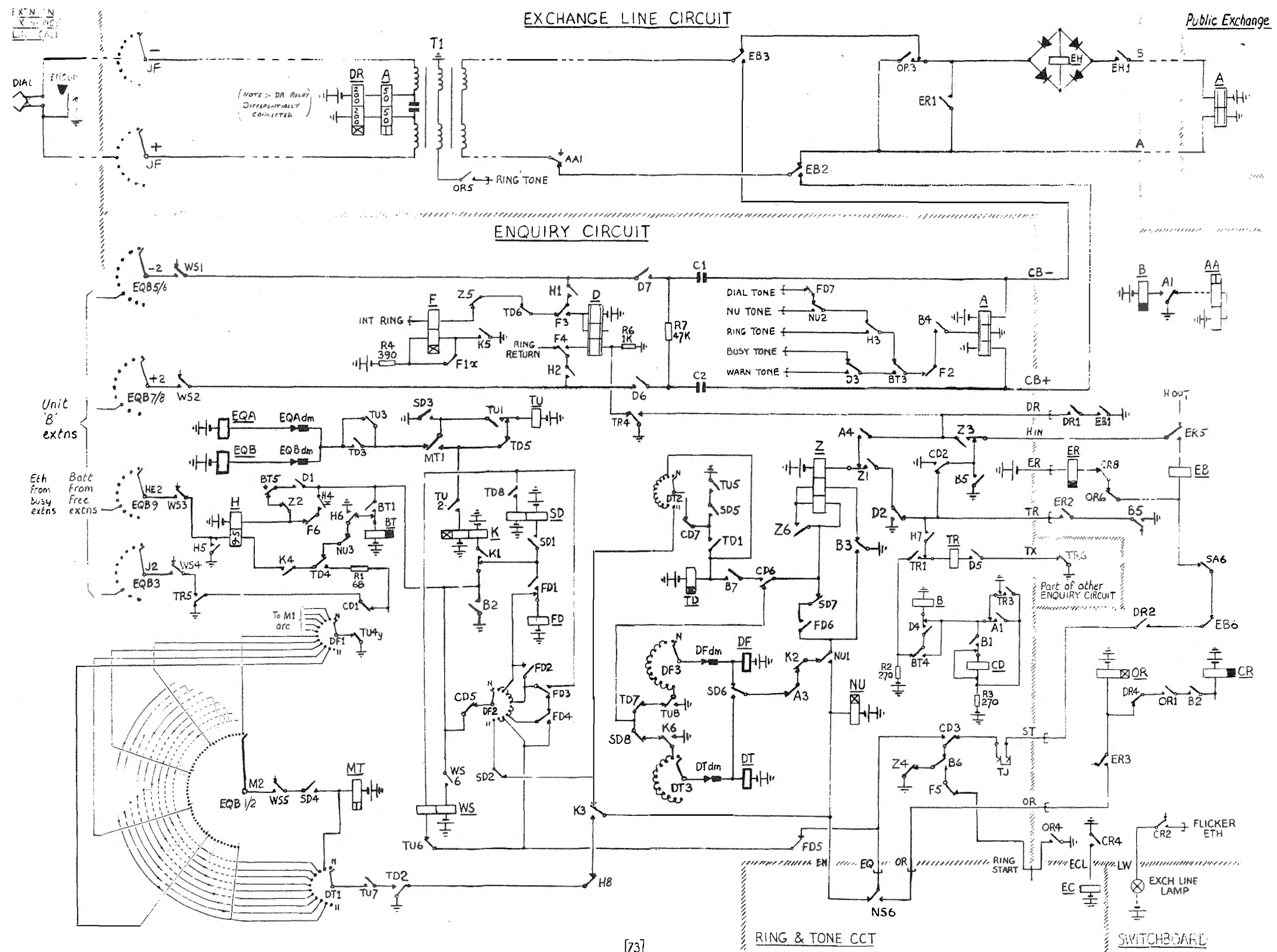


ENQUIRY & TRANSFER — Arrangement of Relay Sets & Finders on Units

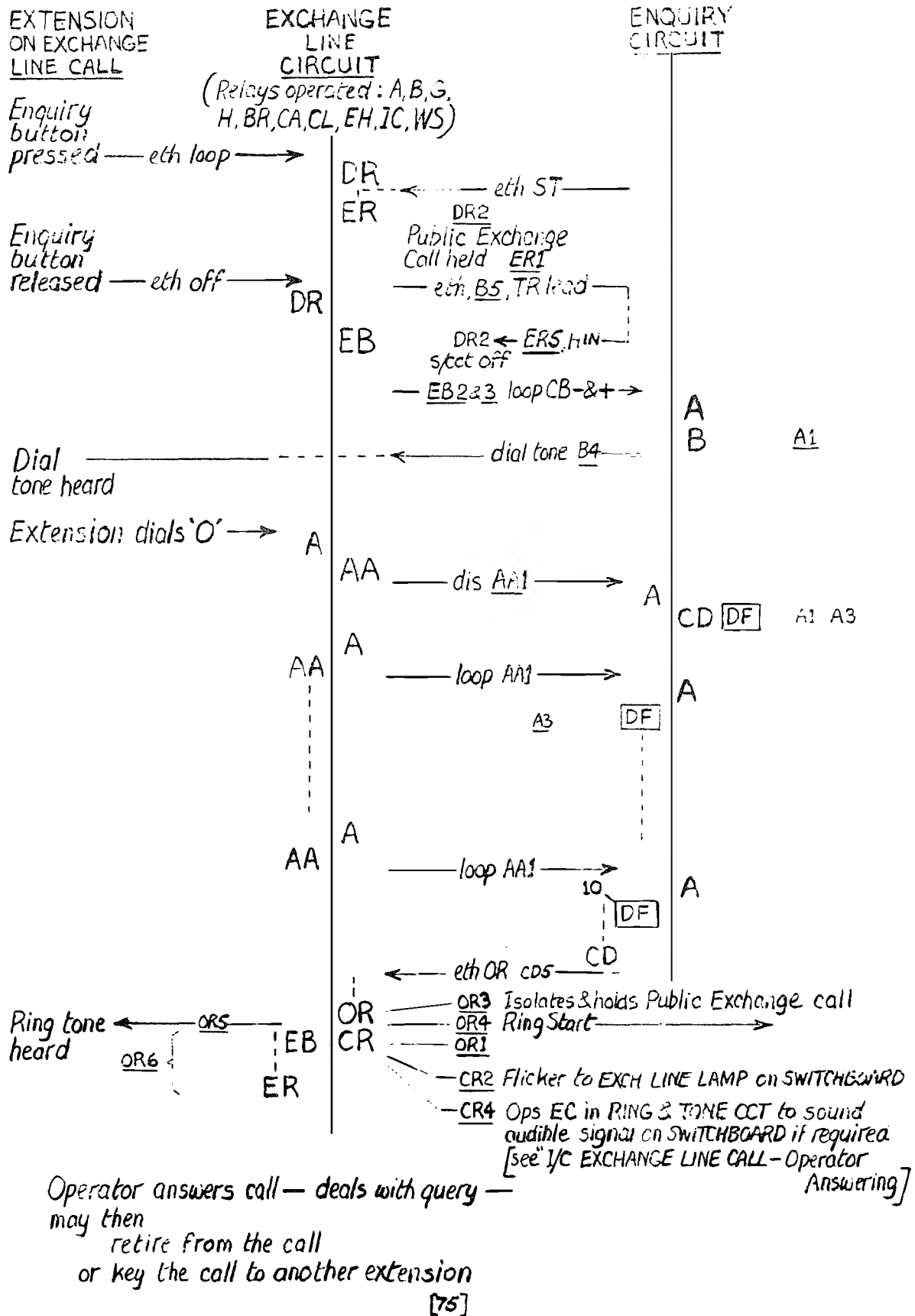


[illegible]

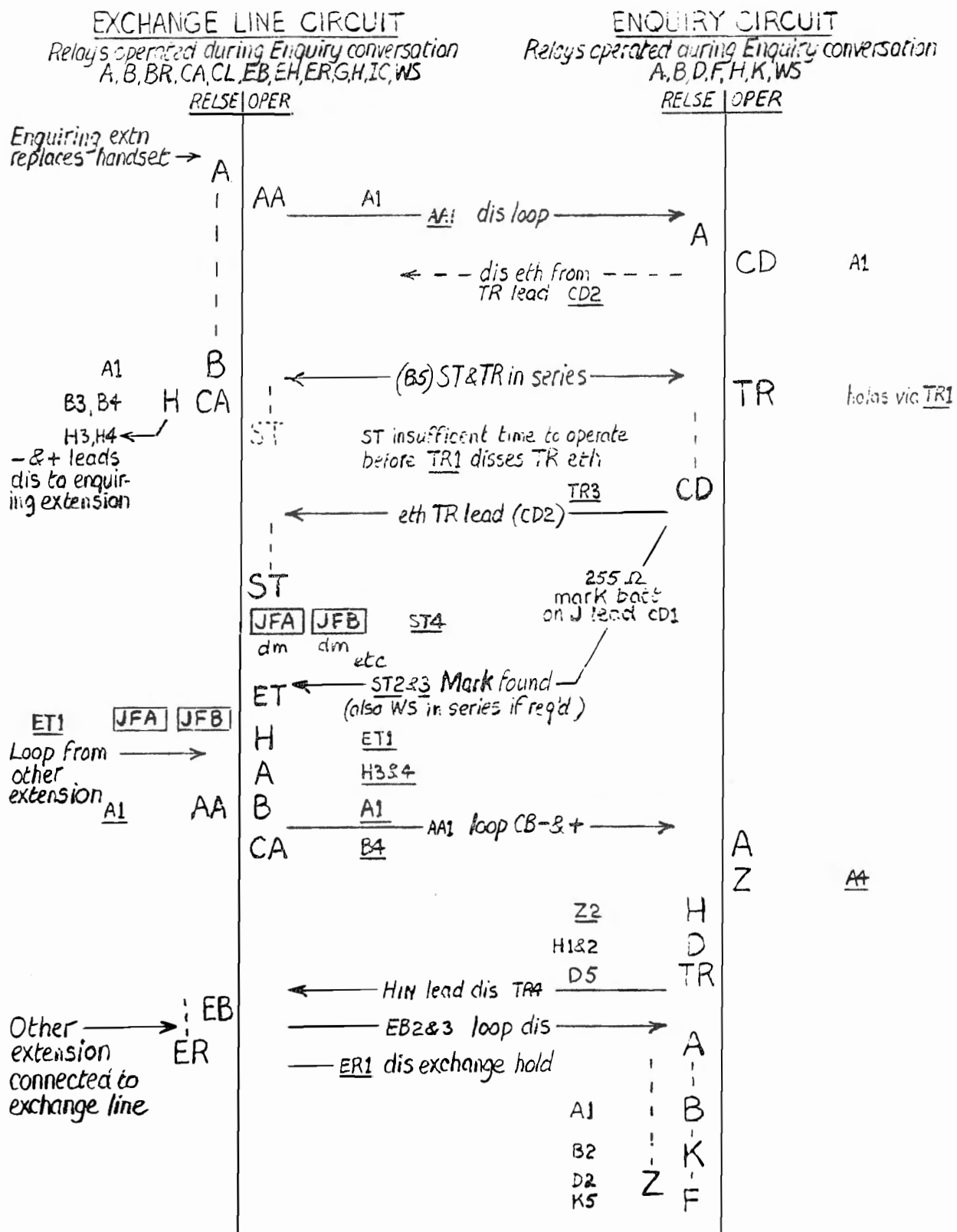
ENQUIRY OF ANOTHER EXTN BY EXTN ON EXCHANGE LINE CALL



OPERATOR RECALL

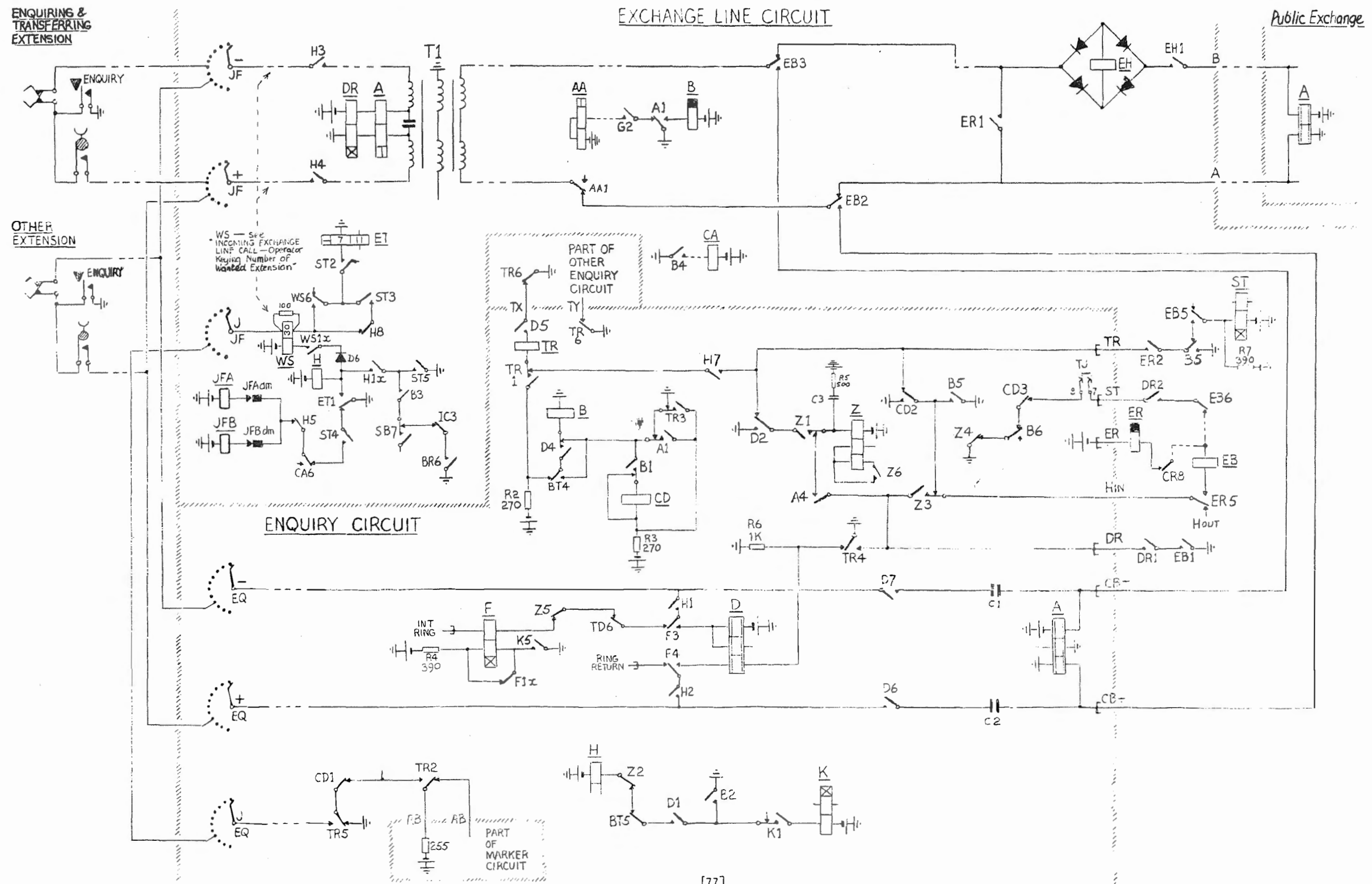


TRANSFER OF EXCHANGE LINE CALL TO OTHER EXTENSION AFTER ENQUIRY



Other extension (278) speaking to Public Exchange line

TRANSFER OF EXCHANGE LINE CALL TO OTHER EXTENSION AFTER ENQUIRY



NIGHT SERVICE — Direct Extension

EXTENSION

Can originate calls, enquiries & transfers as normal when not answering incoming calls on a particular Public Exchange Line/s during night service.

DIRECT EXTENSION NIGHT SERVICE CIRCUIT

During day service NSK signal from RINGING TONE & PULSE CCT causes EC signals from EXCHANGE LINE CIRCUITS to be extended on ECL to RINGING TONE & PULSE CCT.
Cessation of NSK puts night service into operation — EC signals cause ringing to be connected to EXTNS allotted to answer incoming calls on EXCHANGE LINE CIRCUITS.
EXTENSION answering with loop on A & B results in F to DIRECT EXTENSION NIGHT SERVICE ALLOTTER and M to mark position of this DIRECT EXTENSION NIGHT SERVICE CIRCUIT on NF bank.
When EC signal removed F & M signals cease.
Batt & eth received on - & + via EXTN LINE CCT when JF on EXTENSION position.
Eth on H wire indicates EXTENSION busy either —
on a night service call, or
on a self originated call.

RINGING TONE & PULSE CCT

Receives NS from SWITCHBOARD during day service — ECL signal from DIRECT EXTENSION NIGHT SERVICE CIRCUIT when incoming call on Public Exchange Line.

NS ceases when SWITCHBOARD switches to night service — ceases NSK to DIRECT EXTENSION NIGHT SERVICE CIRCUIT — ECL signals no longer received.

SWITCHBOARD

Night Service Key (KNS) normal gives eth on NS — day service in use.
KNS operated lights NIGHT SERVICE lamp & ceases NS — night service in use.

EXTN LINE CCT

- & + connected to JF banks and to DIRECT EXTENSION NIGHT SERVICE CCT —
H wire to JF finders & to DIRECT EXTENSION NIGHT SERVICE CIRCUIT enables EXTN LINE CCT to be held or marked busy.

EXCHANGE LINE CIRCUIT

On receipt of Public Exchange ringing extends EC signal to DIRECT EXTENSION NIGHT SERVICE CIRCUIT.
EST from DIRECT EXTENSION NIGHT SERVICE ALLOTTER causes JF to drive to marked J lead position — extends incoming call on - & + to EXTN LINE CCT of extn which answers night service calls on this exchange line — disconnects EC signal from DIRECT EXTENSION NIGHT SERVICE CIRCUIT

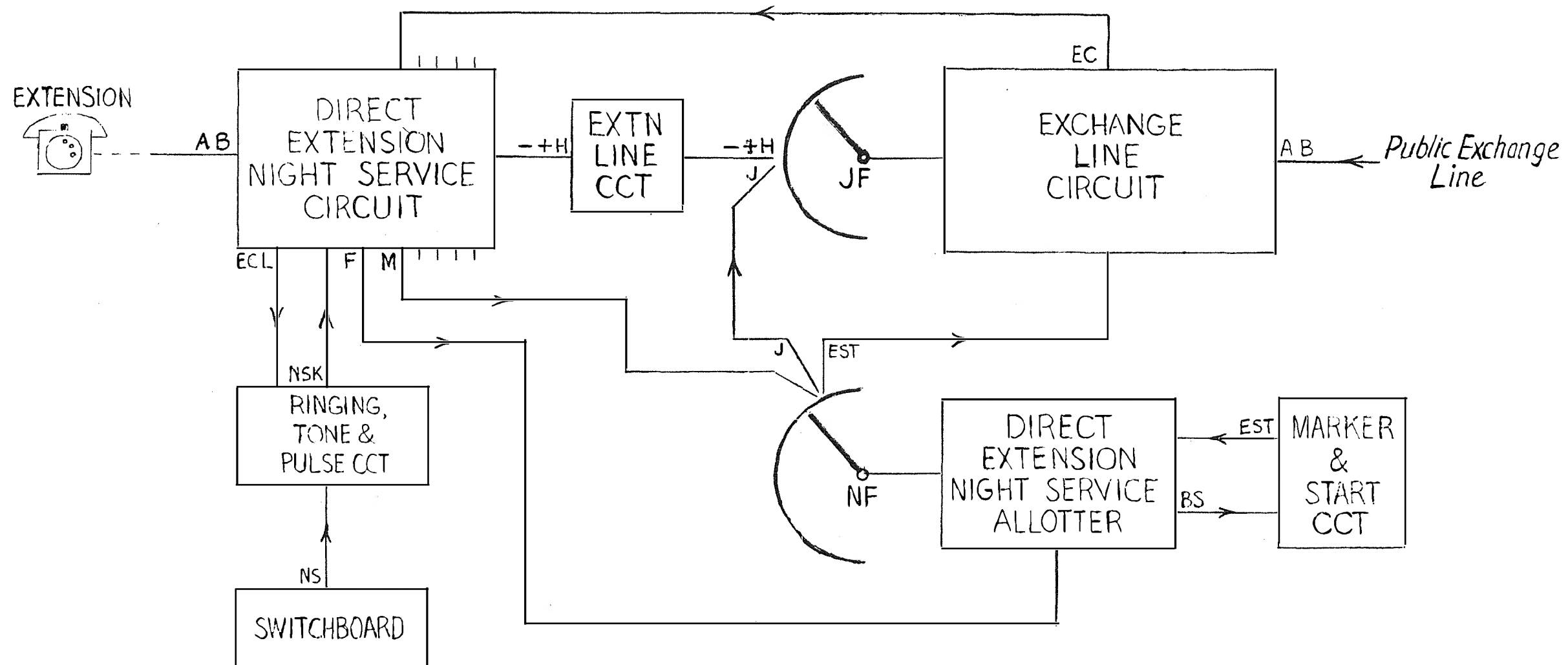
DIRECT EXTENSION NIGHT SERVICE ALLOTTER

Started by F signal from DIRECT EXTENSION NIGHT SERVICE CIRCUIT — sends BS to MARKER & START CCT — receives EST back from MARKER & START CCT — EST causes NF to drive in search of marked M wire — marks J wire on same contact position — sends EST to EXCHANGE LINE CIRCUIT concerned.
When EXTENSION connected to Public Exchange Line F & M cease — in turn they cease BS, EST & J signals.

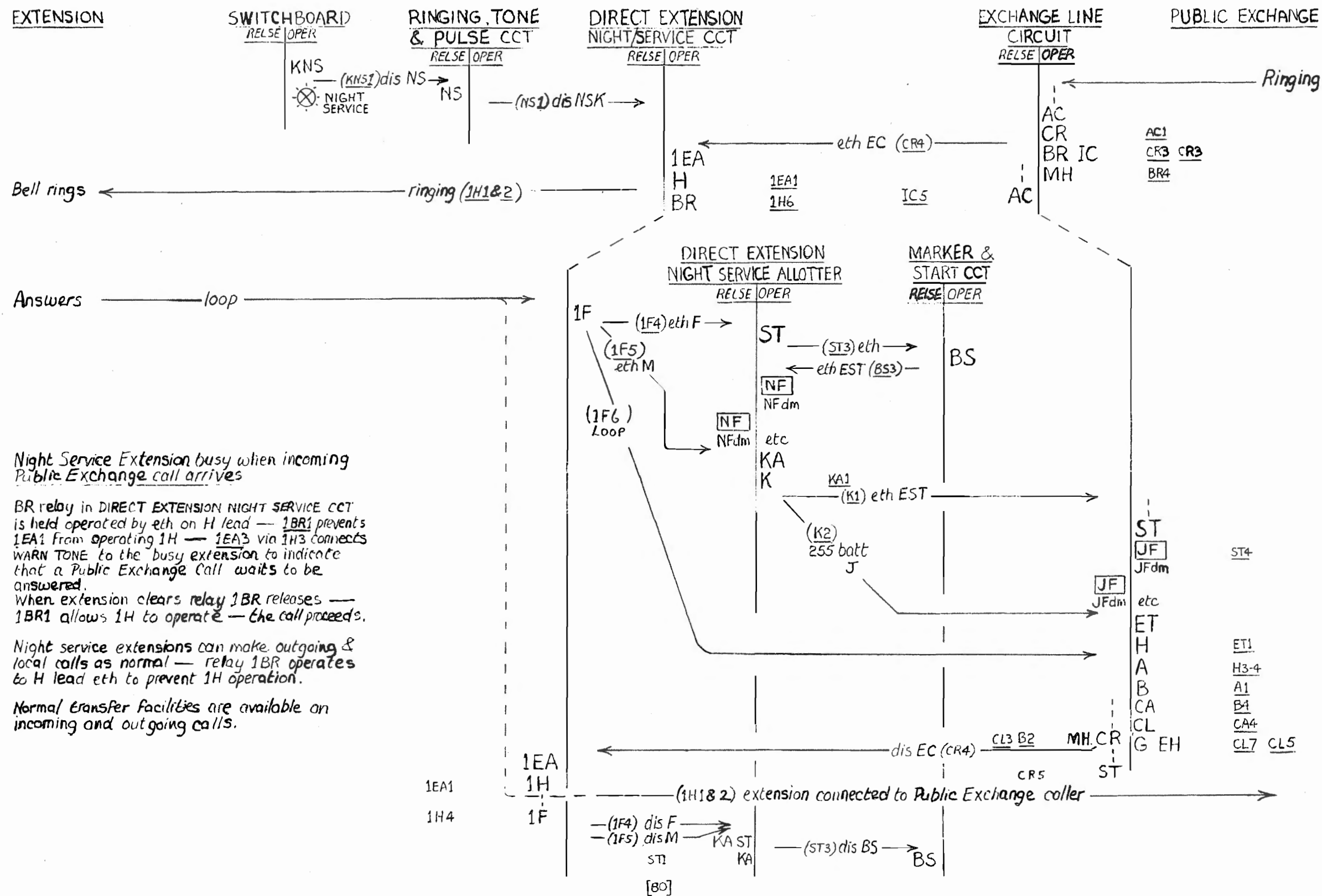
MARKER & START CCT

Receives BS from DIRECT EXTENSION NIGHT SERVICE ALLOTTER — returns EST if no other finder is driving i.e. an enquiry or transfer operation.

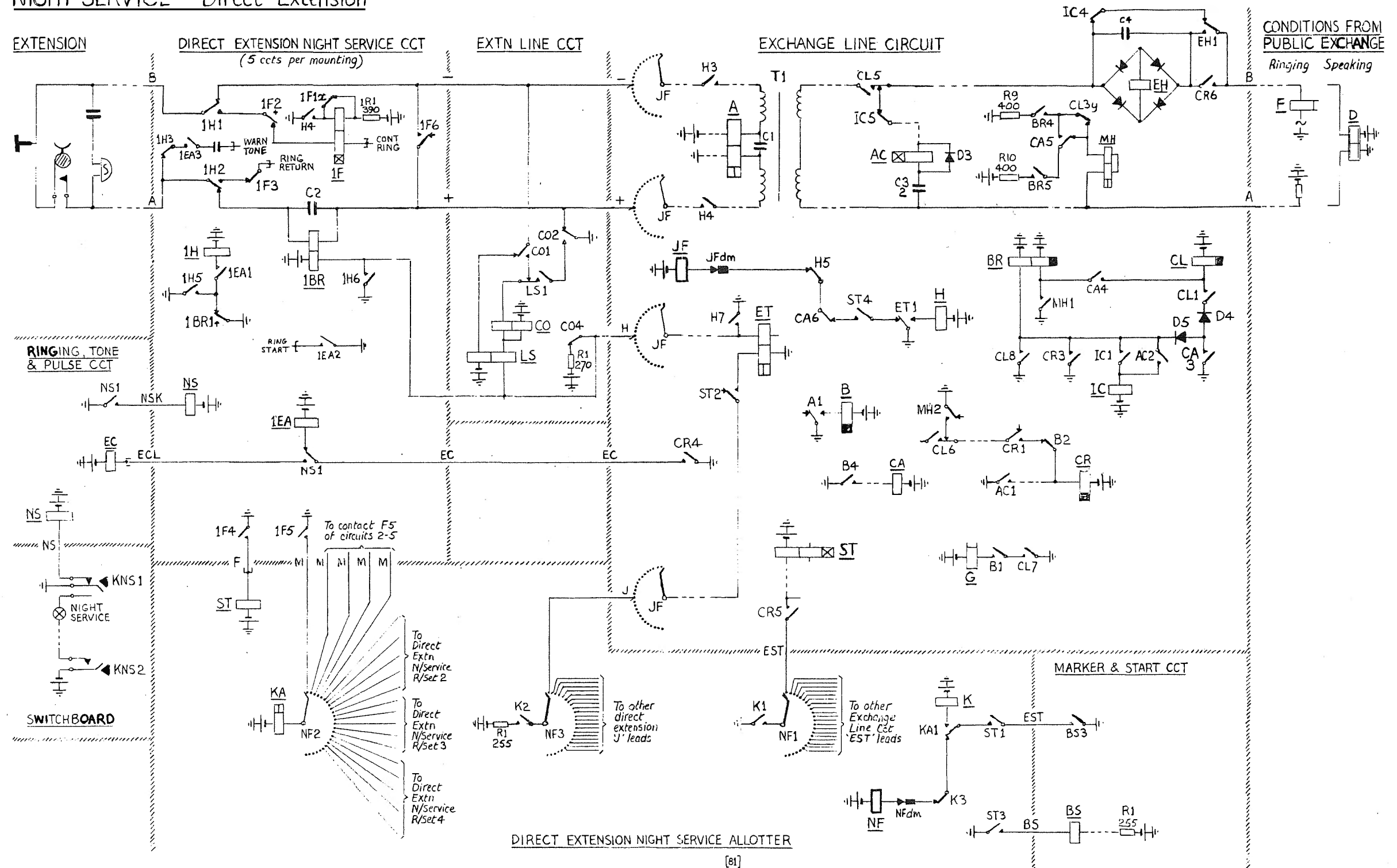
NIGHT SERVICE - Direct Extension



NIGHT SERVICE — Direct Extension



NIGHT SERVICE - Direct Extension



NIGHT SERVICE — Level 8 Answering

ANY EXTENSION hearing the NIGHT BELL can answer an incoming call by obtaining dial tone and then dialling '8'

CONNECTING CIRCUIT

Seized in normal way by ANY EXTENSION via EXTN LINE CCT — stopped by dialled digit '8' — takes one rotary step into contact bank — sends 8S to MARKER & START CCT — marks ANY EXTENSION contact position on Finder banks via J wire. When found by JF removes 8S from MARKER & START CCT — CONNECTING CIRCUIT restores to normal.

MARKER AND START CCT

Receives 8S from CONNECTING CIRCUIT when ANY EXTENSION dials '8' — if no other Finder is driving (ie enquiry or transfer) sends EST to EXCHANGE LINE CIRCUIT. Ceases EST when 8S removed by CONNECTING CIRCUIT.

RINGING, TONE & PULSE CCT

Removal of NS from SWITCHBOARD puts night service into operation — ECL signals from EXCHANGE LINE CIRCUITS result in NB to NIGHT BELL/S

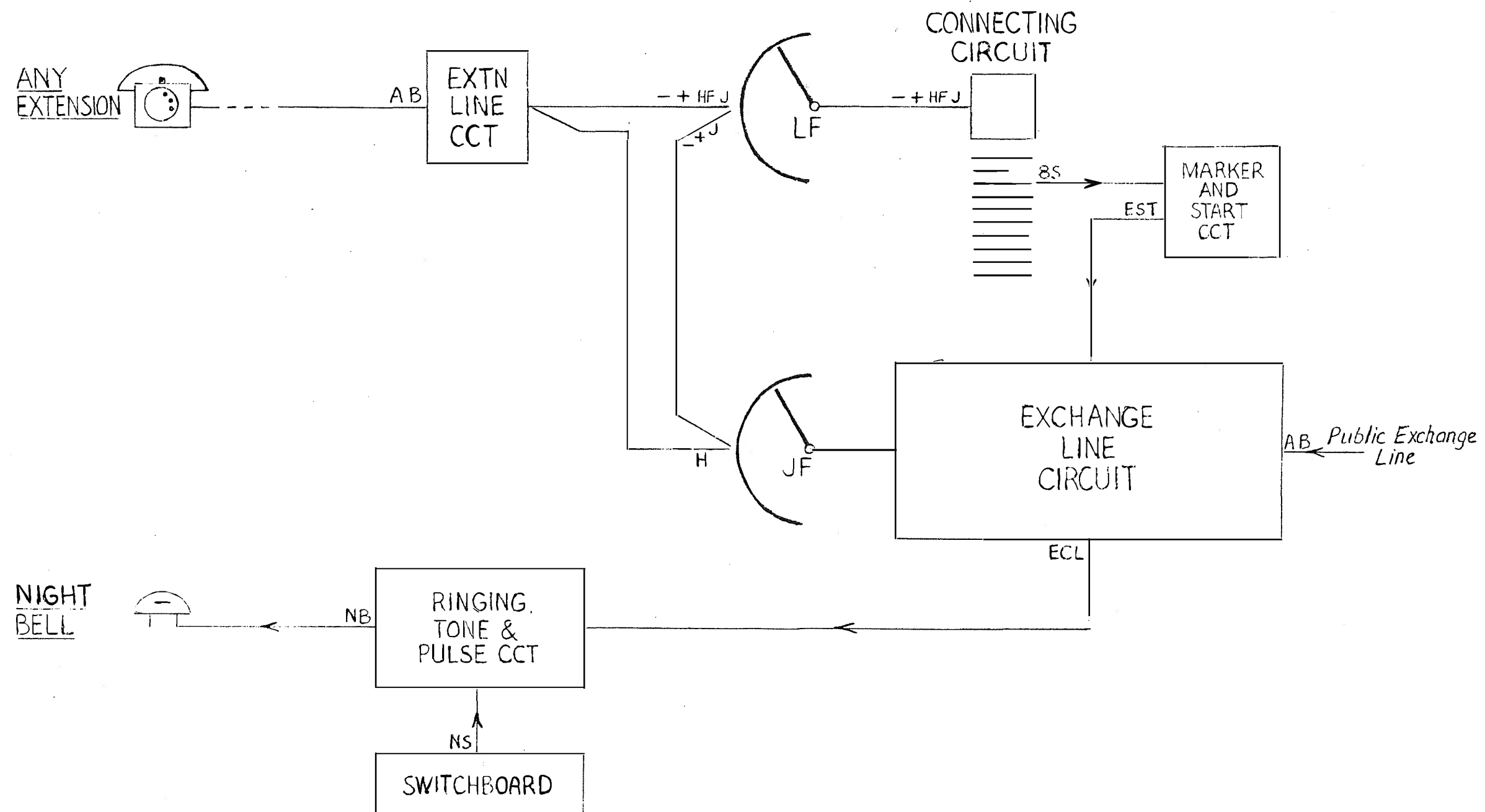
SWITCHBOARD

Depression of Night Service Key disconnects NS from RINGING, TONE & PULSE CCT to effect night service.

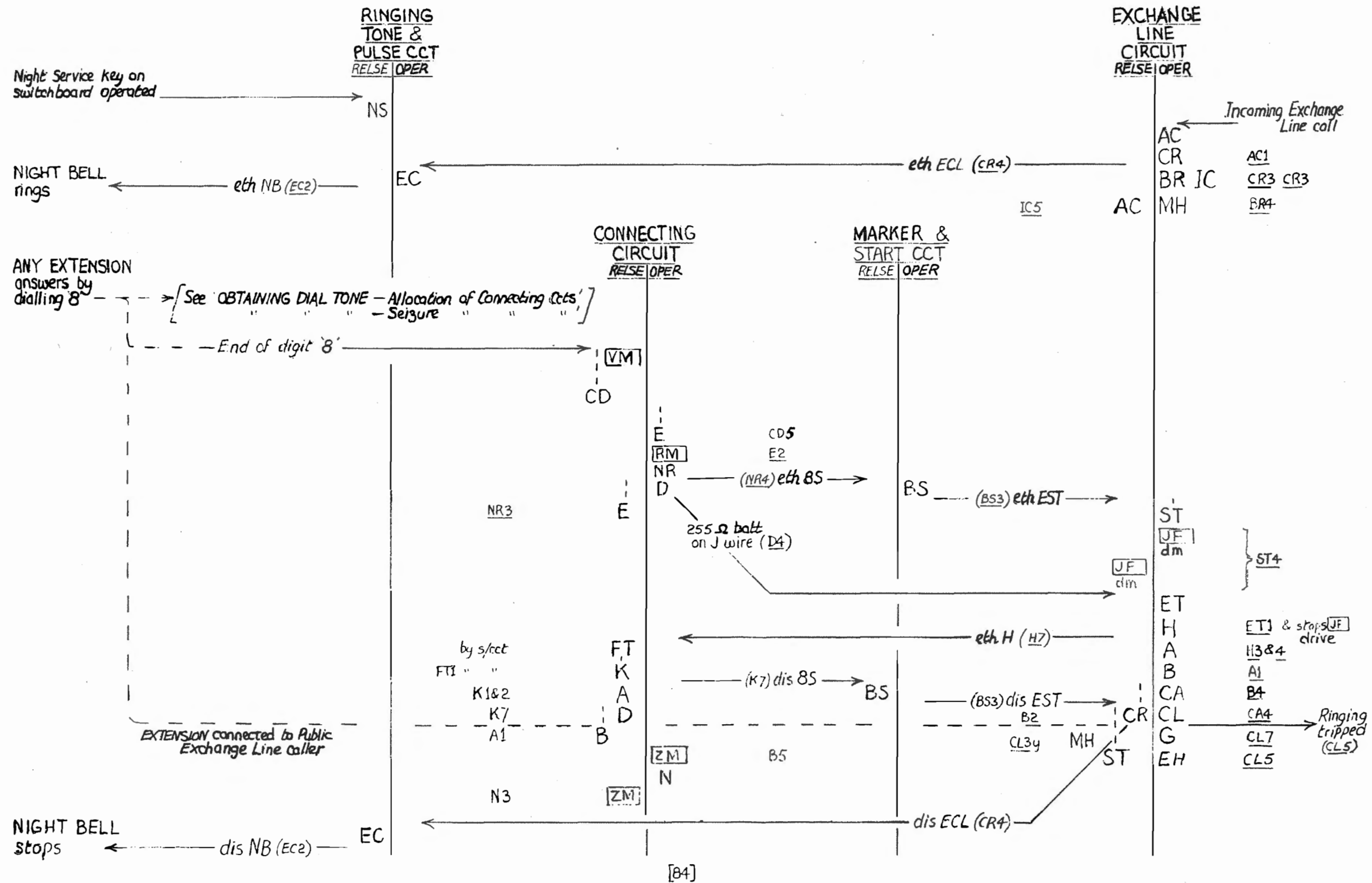
EXCHANGE LINE CIRCUIT

When incoming call received sends ECL to RINGING, TONE & PULSE CCT. EST from MARKER AND START CCT starts JF searching for J wire marked via LF — when JF positioned sends H to EXTN LINE CCT — results in removal of EST from MARKER & START CCT — Public Exchange Line ringing is tripped & EXTENSION connected to caller

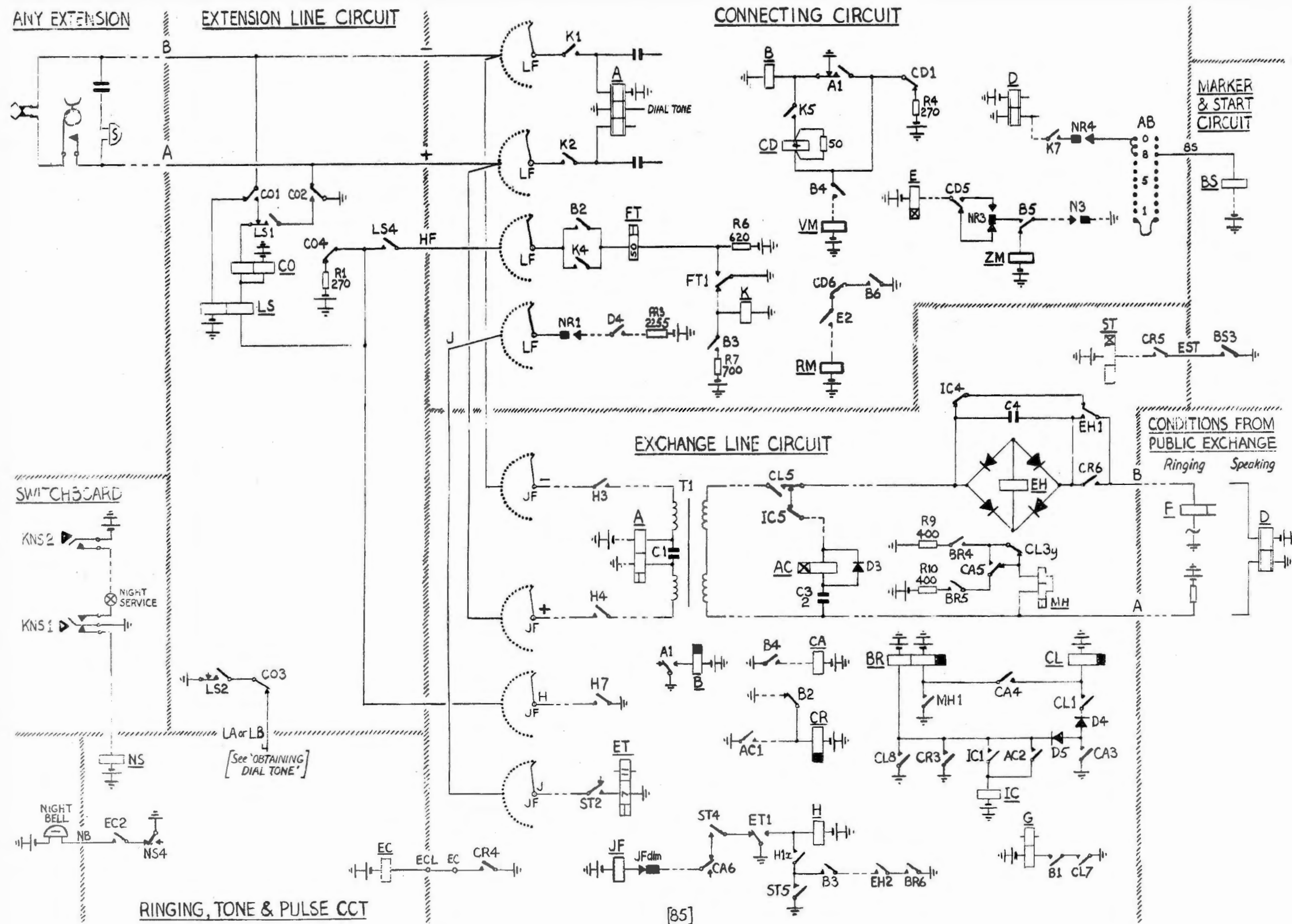
NIGHT SERVICE — Level 8 Answering



NIGHT SERVICE - Level 8 Answering



NIGHT SERVICE - Level 8 Answering



NIGHT SERVICE — Designated Extension Answering

EXCHANGE LINE CIRCUIT

When incoming call received sends ECL to RINGING, TONE & PULSE CCT.
EST From MARKER & START CCT starts JF searching for J wire marked via MARKER & START CCT — when JF positioned extends transmission bridge to DESIGNATED EXTENSION — EST is removed by MARKER & START CCT — disconnects ECL from RINGING, TONE & PULSE CCT.

DESIGNATED EXTENSION NIGHT SERVICE CIRCUIT

When incoming call arrives receives NB from RINGING, TONE & PULSE CCT — extends NB to sound NIGHT BELL/S.
If DESIGNATED EXTENSION is free extends continuous ringing on — & + to ring extension bell — echs H to busy this extension against other calls.
When DESIGNATED EXTENSION answers removes ringing — Sends BS and J to MARKER & START CCT — terminates BS and J after JF Finder positioned — this results in cessation of NB signals.

MARKER & START CCT

Receives BS from DESIGNATED EXTENSION NIGHT SERVICE CIRCUIT — sends EST to EXCHANGE LINE CIRCUIT and extends J from DESIGNATED EXTENSION NIGHT SERVICE CIRCUIT to JF banks if no other Finder is driving, i.e. an enquiry or transfer operation.

RINGING, TONE & PULSE CCT

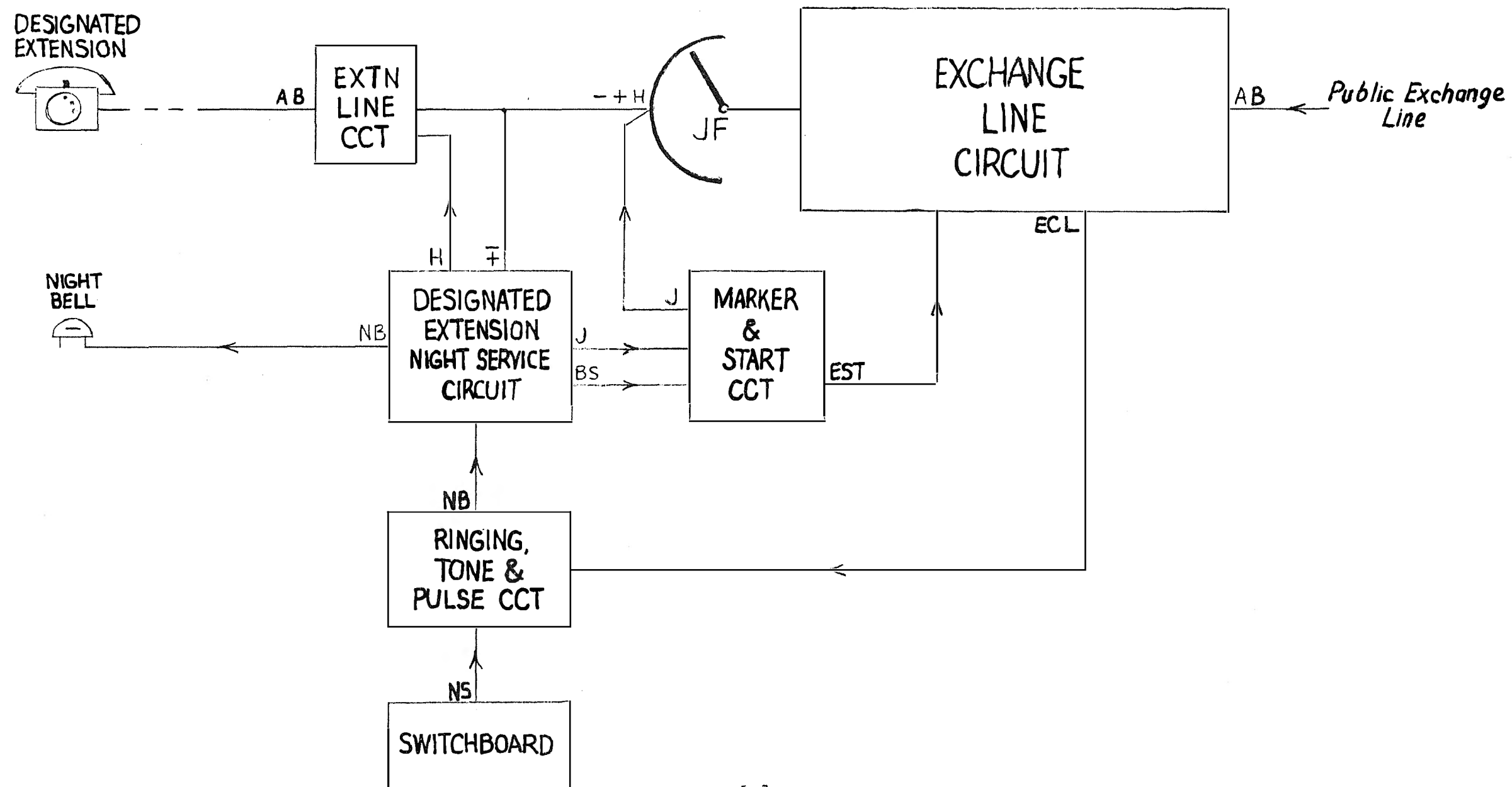
Receives NS from SWITCHBOARD during day service (ECL signals from EXCHANGE LINE CIRCUITS pass to SWITCHBOARD).

NS ceases when SWITCHBOARD switches to night service. — ECL signals from EXCHANGE LINE CIRCUIT/S passed over NB to DESIGNATED EXTENSION NIGHT SERVICE CIRCUIT.

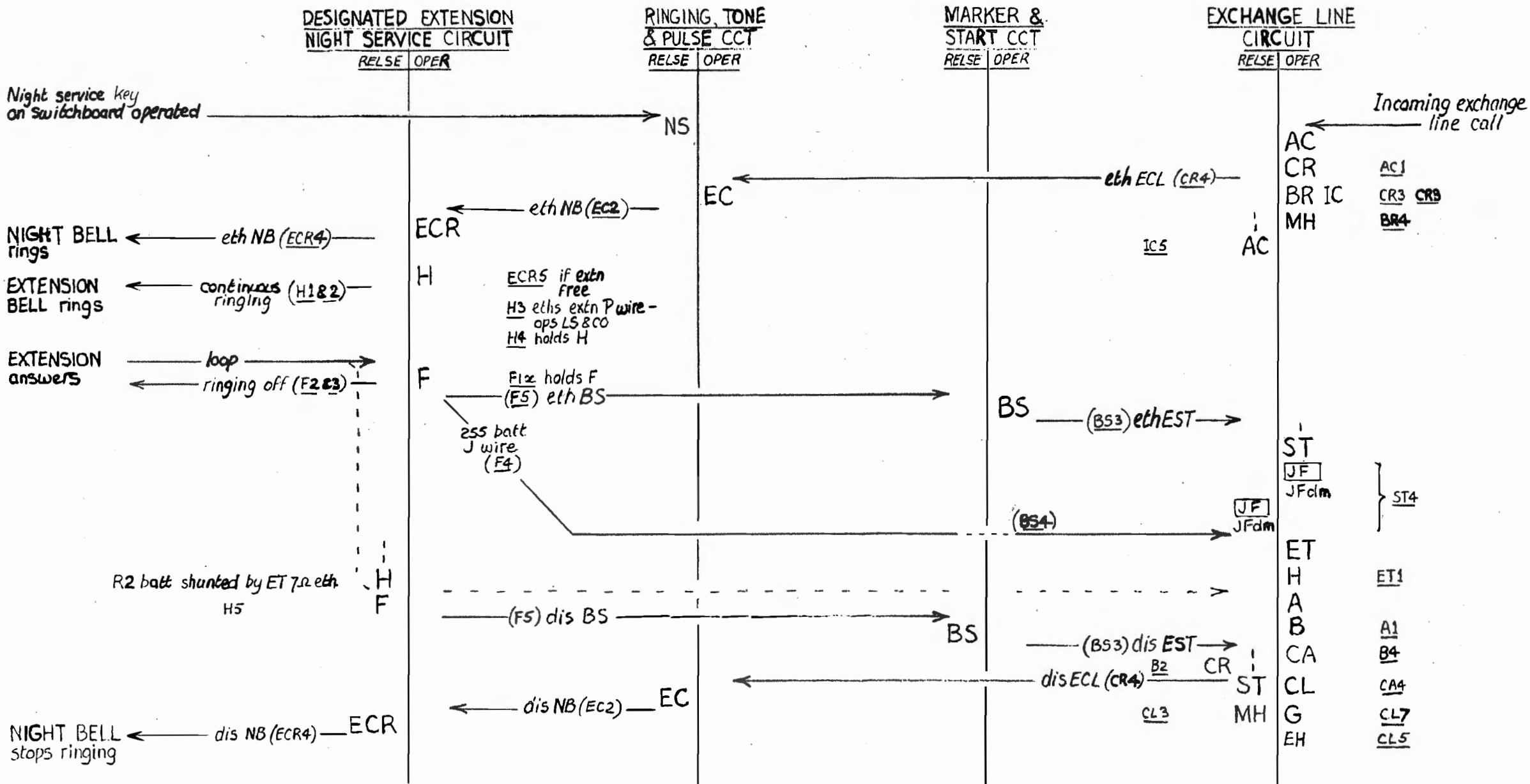
SWITCHBOARD

Night service key normal gives eth on NS — day service in use.
Night service key operated lights NIGHT SERVICE lamp (on switchboard) & ceases NS.

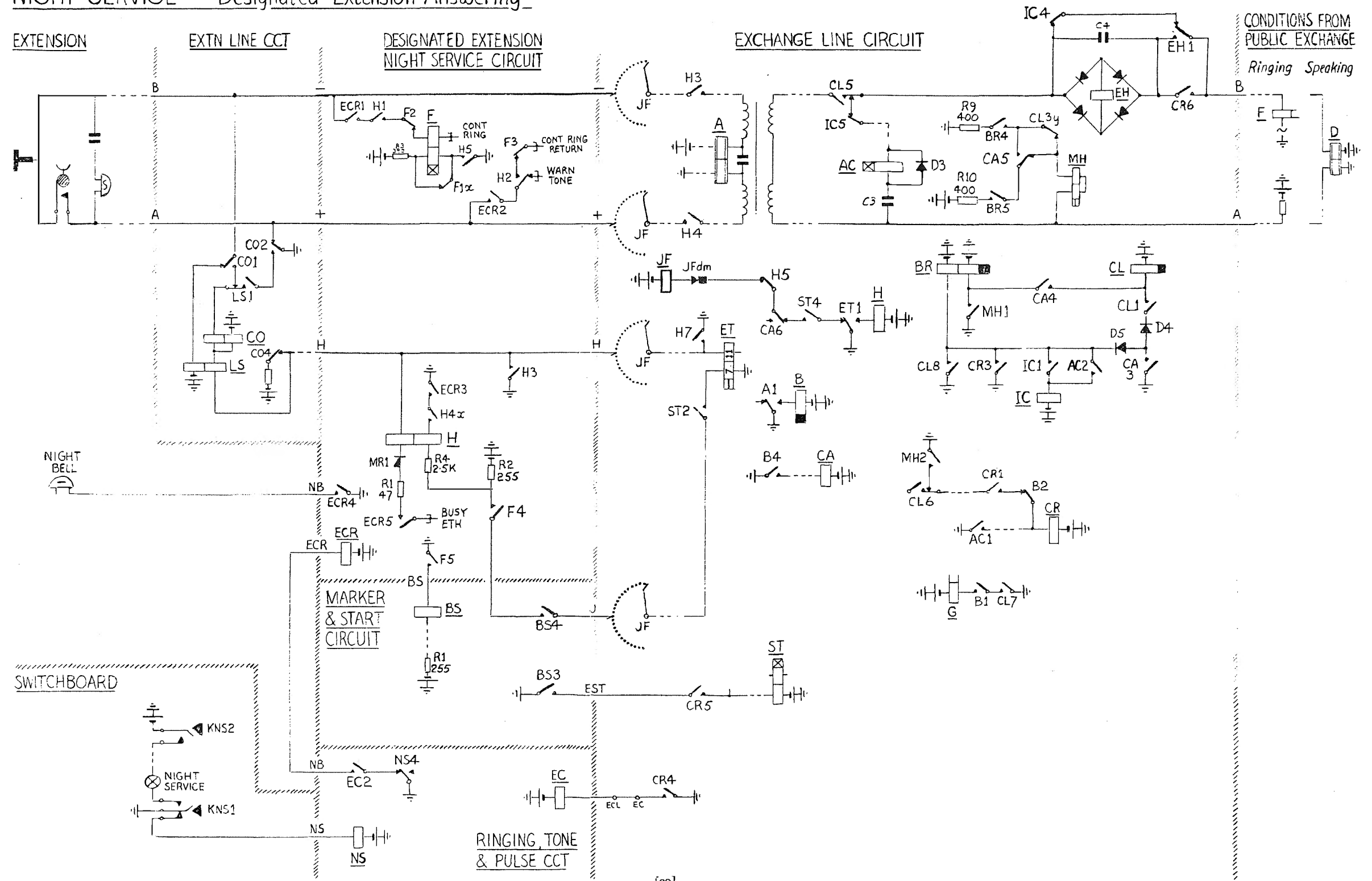
NIGHT SERVICE — Designated Extension Answering



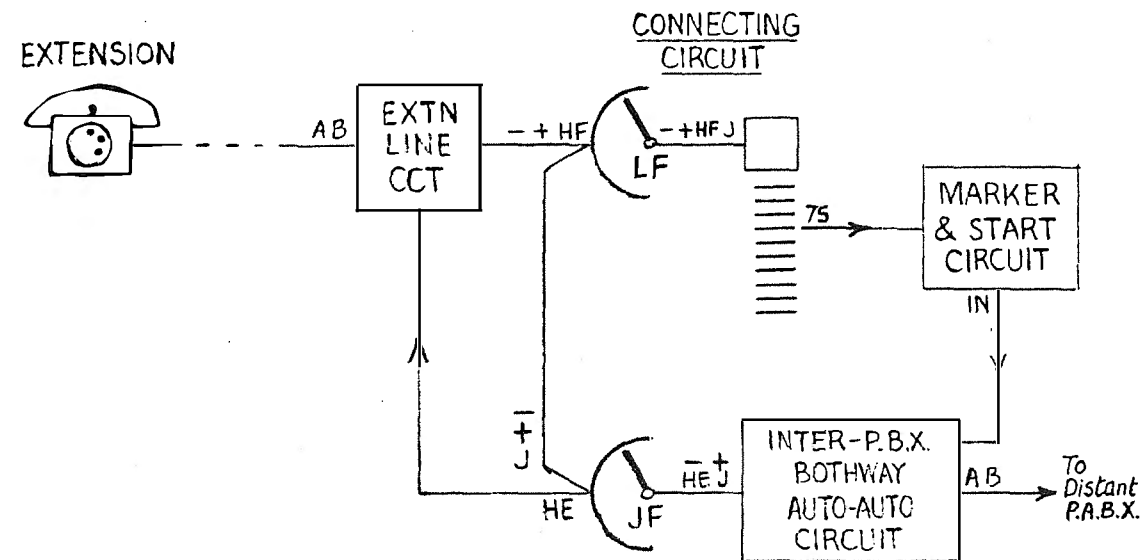
NIGHT SERVICE - Designated Extension Answering.



NIGHT SERVICE — Designated Extension Answering



INTER P.A.B.X. CALL — Outgoing Level 7 Access



EXTENSION

Receives dial tone from CONNECTING CIRCUIT — dials 7 — receives dial tone from distant PABX — dials distant extension number.

CONNECTING CIRCUIT

Seized by calling EXTENSION — [see "EXTENSION TO EXTENSION CALL"] stepped to level 7 — sends 7S to MARKER & START CIRCUIT. Released when JF driven to same bank position as LF.

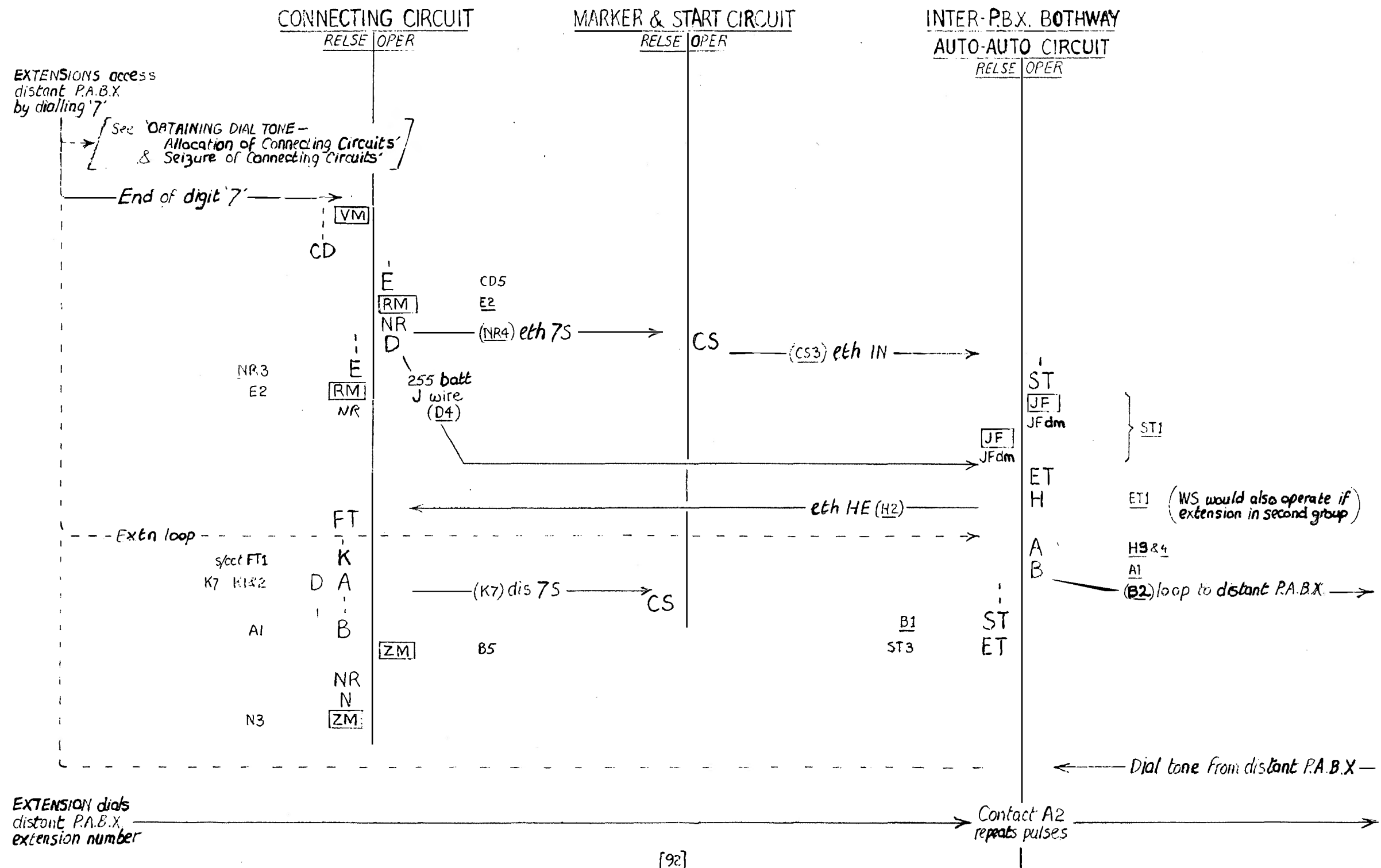
MARKER & START CIRCUIT

Receives 7S from CONNECTING CIRCUIT — sends IN to INTER-P.B.X. BOTHWAY AUTO-AUTO CIRCUIT if no other finder driving eg. enquiry or transfer operation. 7S stops when CONNECTING CIRCUIT releases — ceases IN.

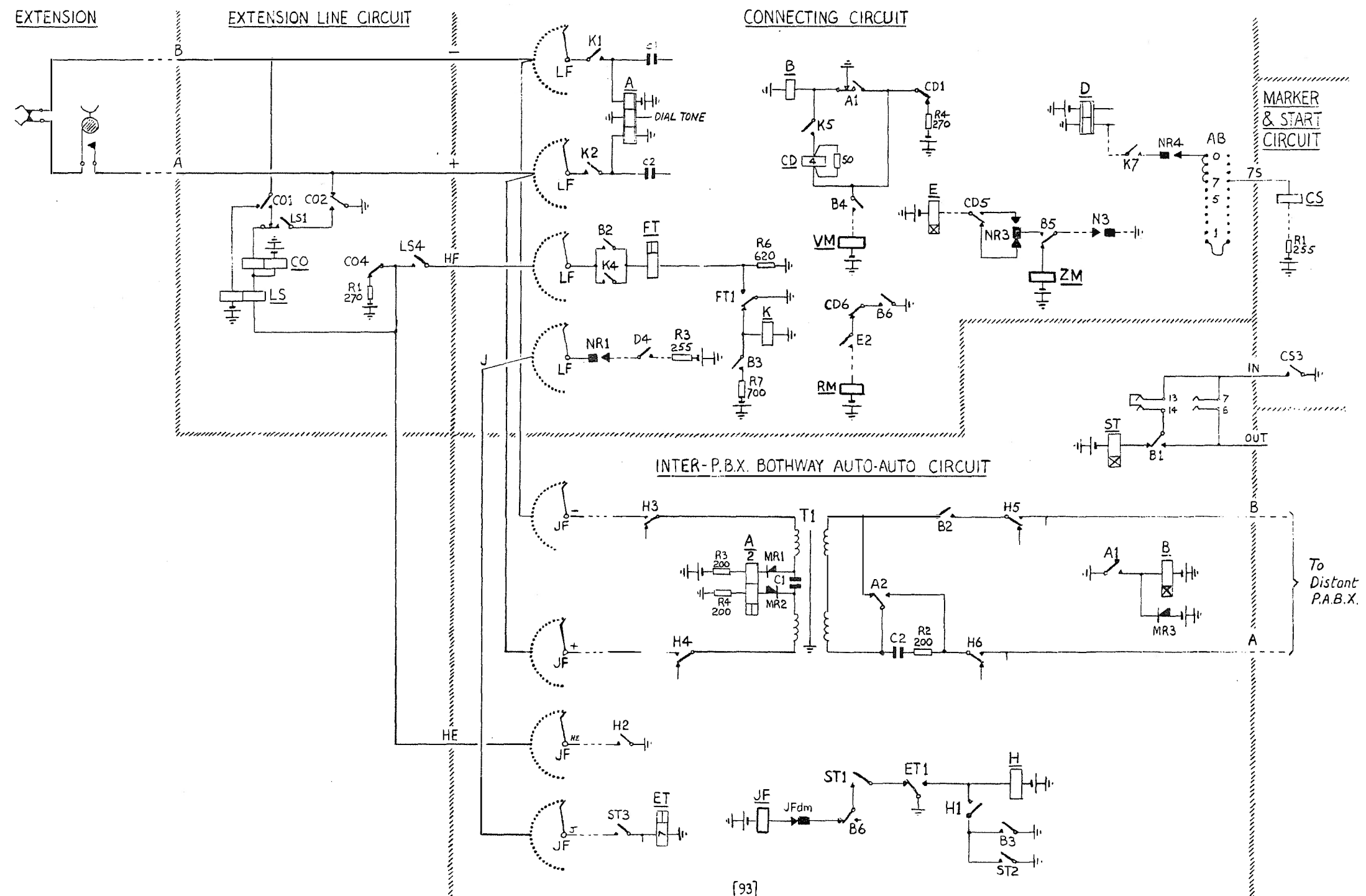
INTER-P.B.X. BOTHWAY AUTO-AUTO CIRCUIT

Started over IN lead from MARKER & START CIRCUIT — drives JF to LF position marked over J wire — sends HE to keep EXTN LINE CCT busied. Detects EXTENSION loop on - & + — seizes Distant P.A.B.X. equipment by loop on A & B — distant dial tone extended to EXTENSION — repeats dialled extension number to Distant P.A.B.X.. Holds connexion till EXTENSION clears.

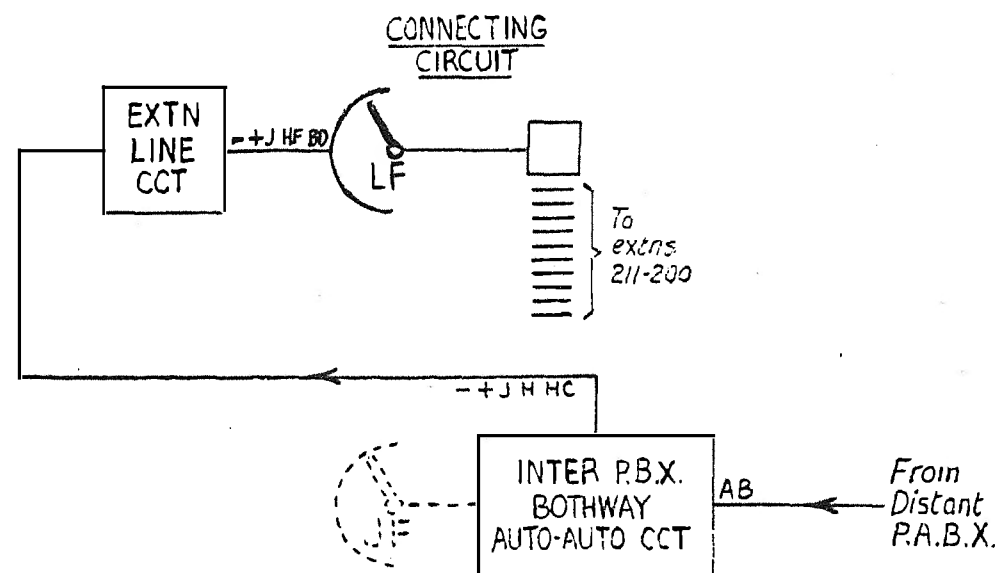
INTER P.A.B.X. CALL — Outgoing Level 7 Access



INTER P.A.B.X. CALL — Outgoing Level 7 Access



INTER P.A.B.X. CALL — Incoming Dialling Access



EXTN LINE CCT

Normal EXTN LINE CCT ie when line looped obtains a **CONNECTING CIRCUIT** (see "OBTAINING DIAL TONE-Allocation & Seizure of Connecting Cct"). Extends J signal from **CONNECTING CIRCUIT** to **INTER P.B.X. BOTHWAY AUTO-AUTO CCT**. Sends BD to **CONNECTING CCT**.

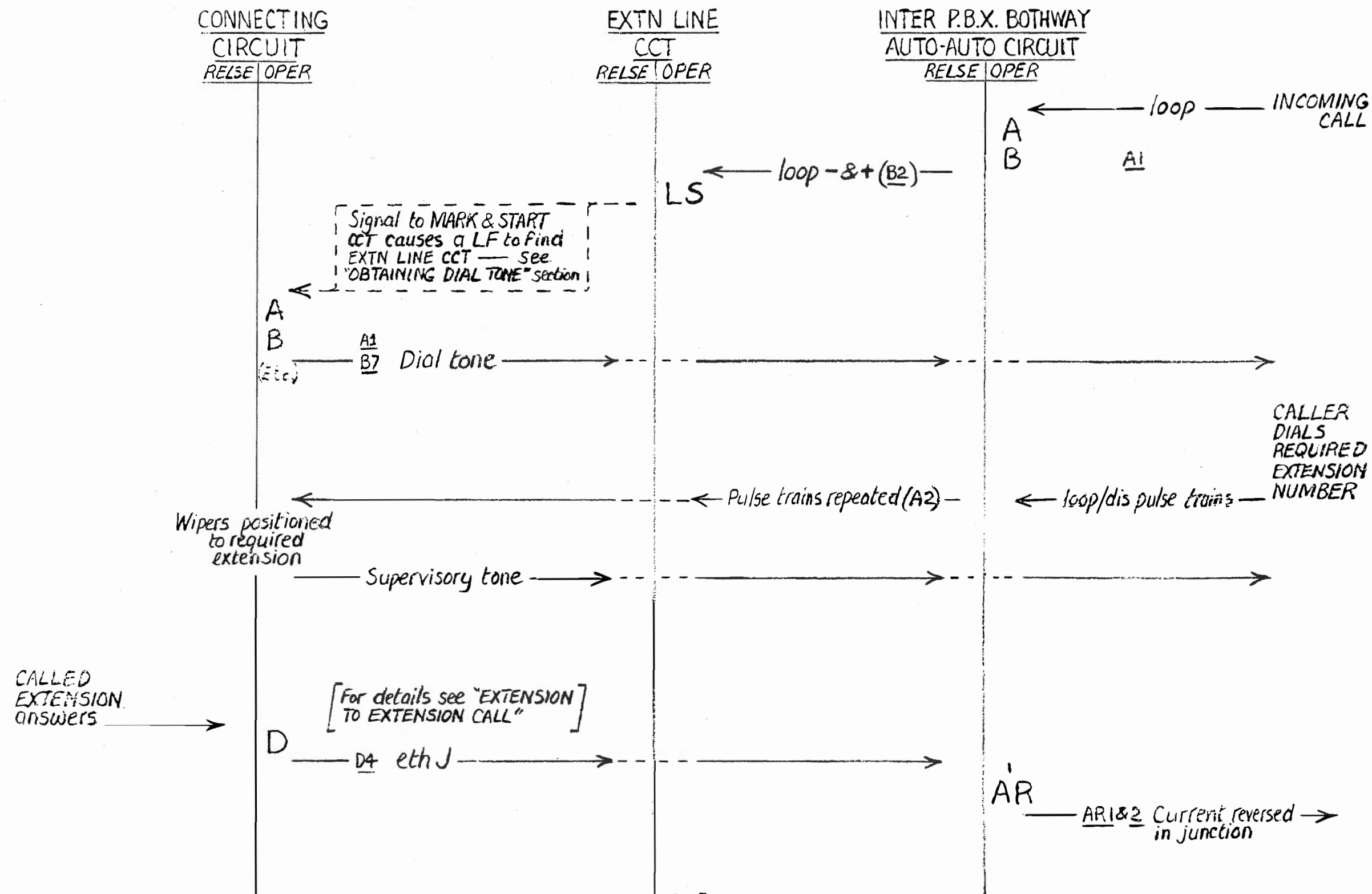
CONNECTING CIRCUIT

Allocated, seized & stepped as for **EXTENSION TO EXTENSION** calls. Returns 'called extension answer' signal on J wire. Receipt of BD signal from **EXTN LINE CCT** bars access to Public Exchange Line.

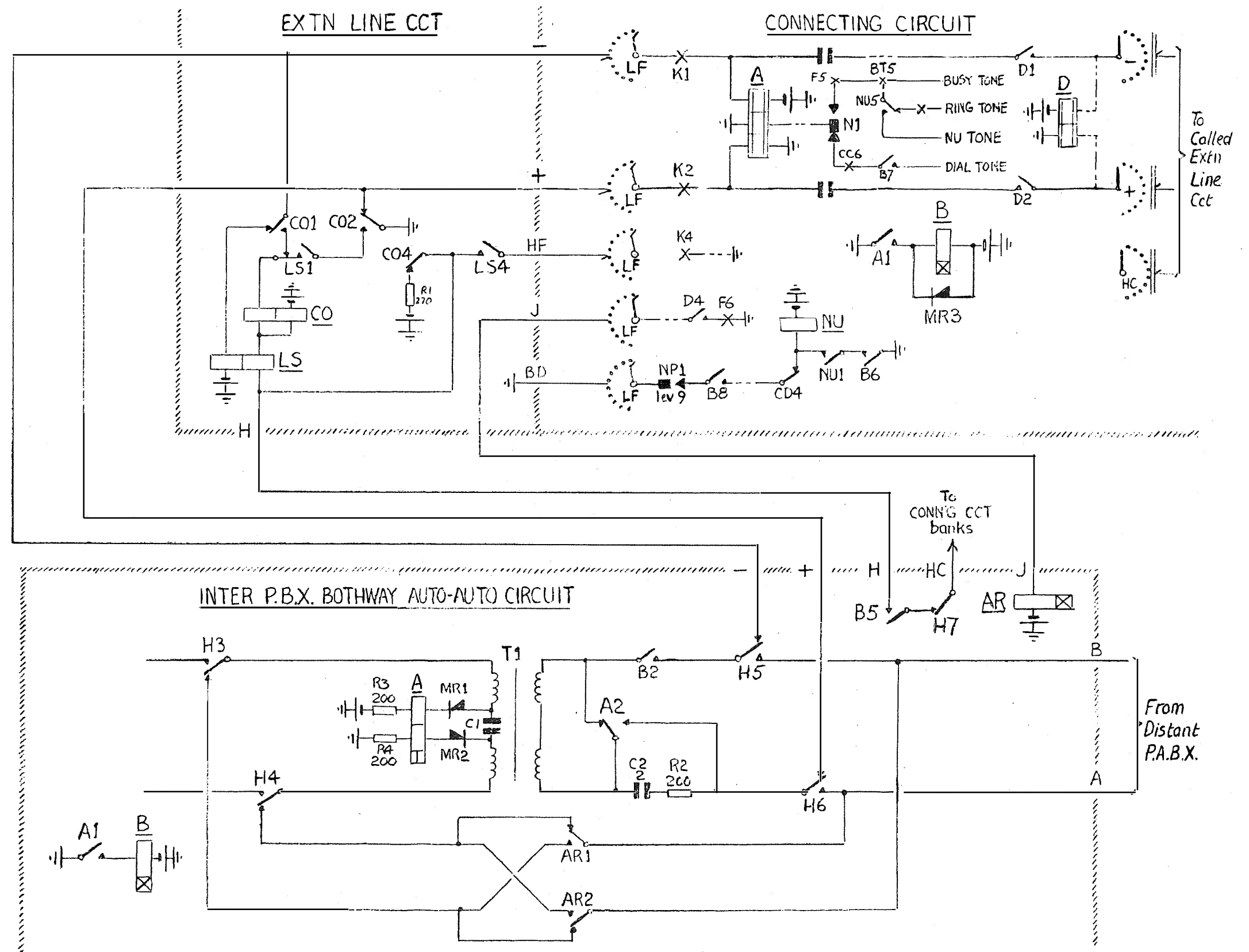
INTER P.B.X. BOTHWAY AUTO-AUTO

CCT 'Seized by A,B loop from Distant P.A.B.X. — loops - & + to **EXTN LINE CCT** — provides thro' speech path — repeats loop/dis pulses from Distant P.A.B.X. towards **EXTN LINE CCT**. Receives 'called extension answer' signal over J lead — repeats answer signal to Distant P.A.B.X. as reversal of AB line current.

INTER P.A.B.X. CALL — Incoming Dialling Access



INTER P.A.B.X. CALL - Incoming Dialling Access



ASSISTANCE CALL — To Switchboard From Extension

EXTENSION
Obtains operator by dialling '0'

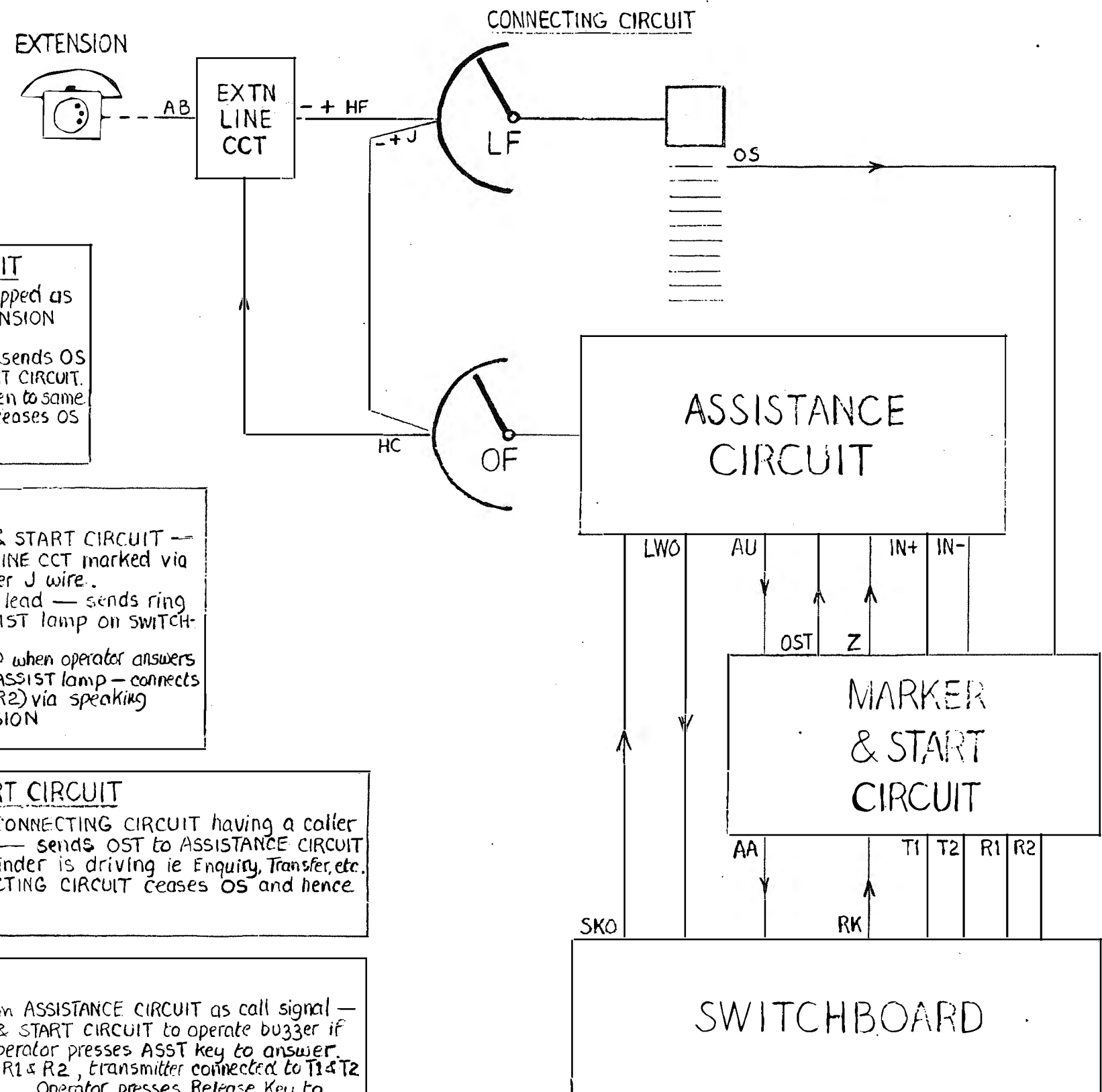
EXTN LINE CCT
When EXTENSION calls obtains a CONNECTING CIRCUIT (see 'OBTAINING DIAL TONE — Allocation & Seizure of Connecting Circuit')

CONNECTING CIRCUIT
Allocated, seized & stepped as for EXTENSION TO EXTENSION CALLS.
When stepped to level '0' sends OS signal to MARKER & START CIRCUIT.
Released when OF driven to same bank position as LF — ceases OS signal

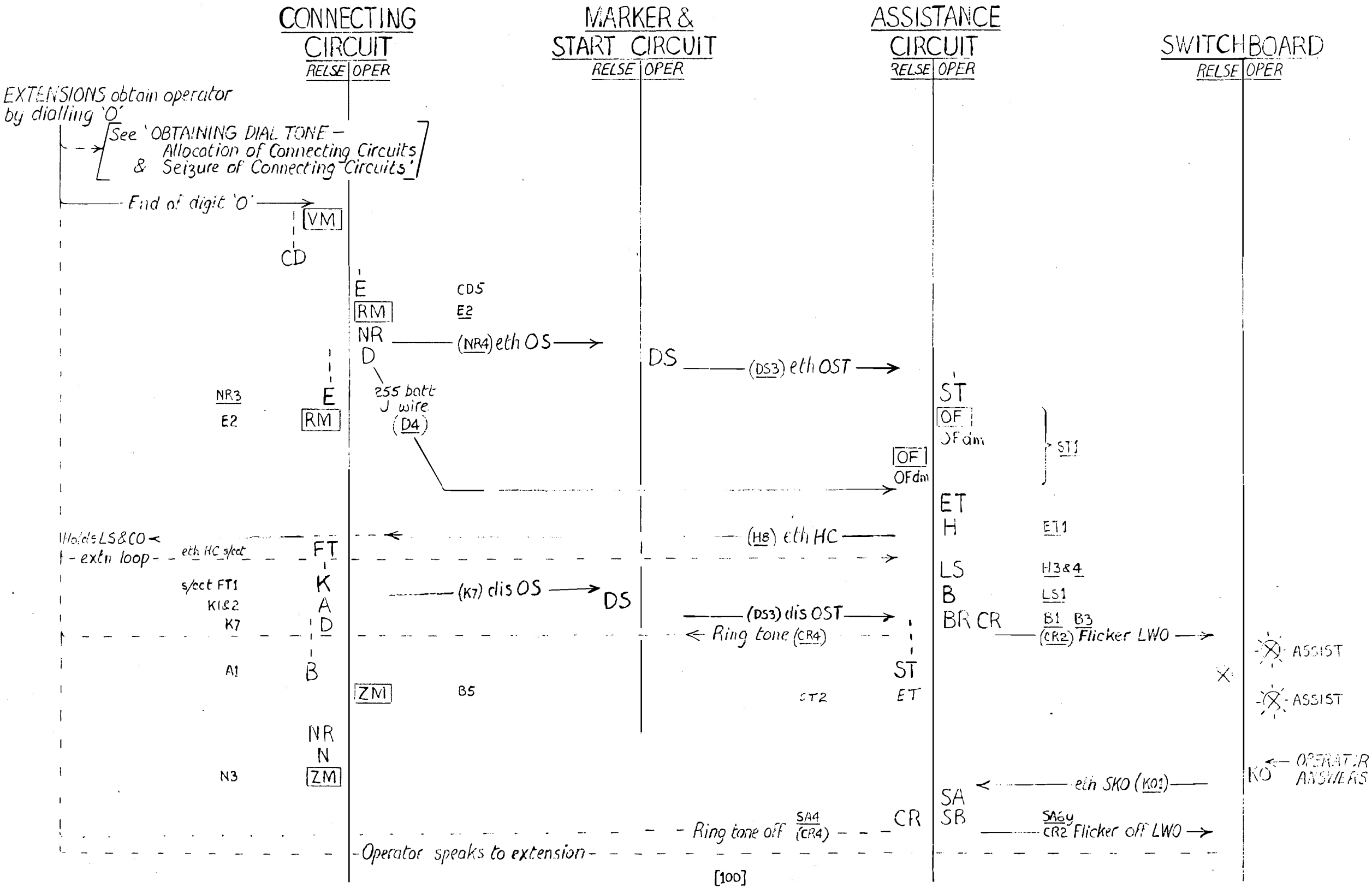
ASSISTANCE CIRCUIT
Started by OST from MARKER & START CIRCUIT — drives OF in search of EXTN LINE CCT marked via LF of CONNECTING CIRCUIT over J wire.
Holds EXTN LINE CCT over HC lead — sends ring tone to caller — flashes ASSIST lamp on SWITCHBOARD over LWO wire.
Receives SKO from SWITCHBOARD when operator answers — stops ring tone & flicker to ASSIST lamp — connects operator's handset (T1, T2 & R1, R2) via speaking circuit & IN-, IN+ to EXTENSION

MARKER & START CIRCUIT
Receives OS from CONNECTING CIRCUIT having a caller who has dialled '0' — sends OST to ASSISTANCE CIRCUIT providing no other finder is driving ie Enquiry, Transfer, etc.
Release of CONNECTING CIRCUIT ceases OS and hence OST also.

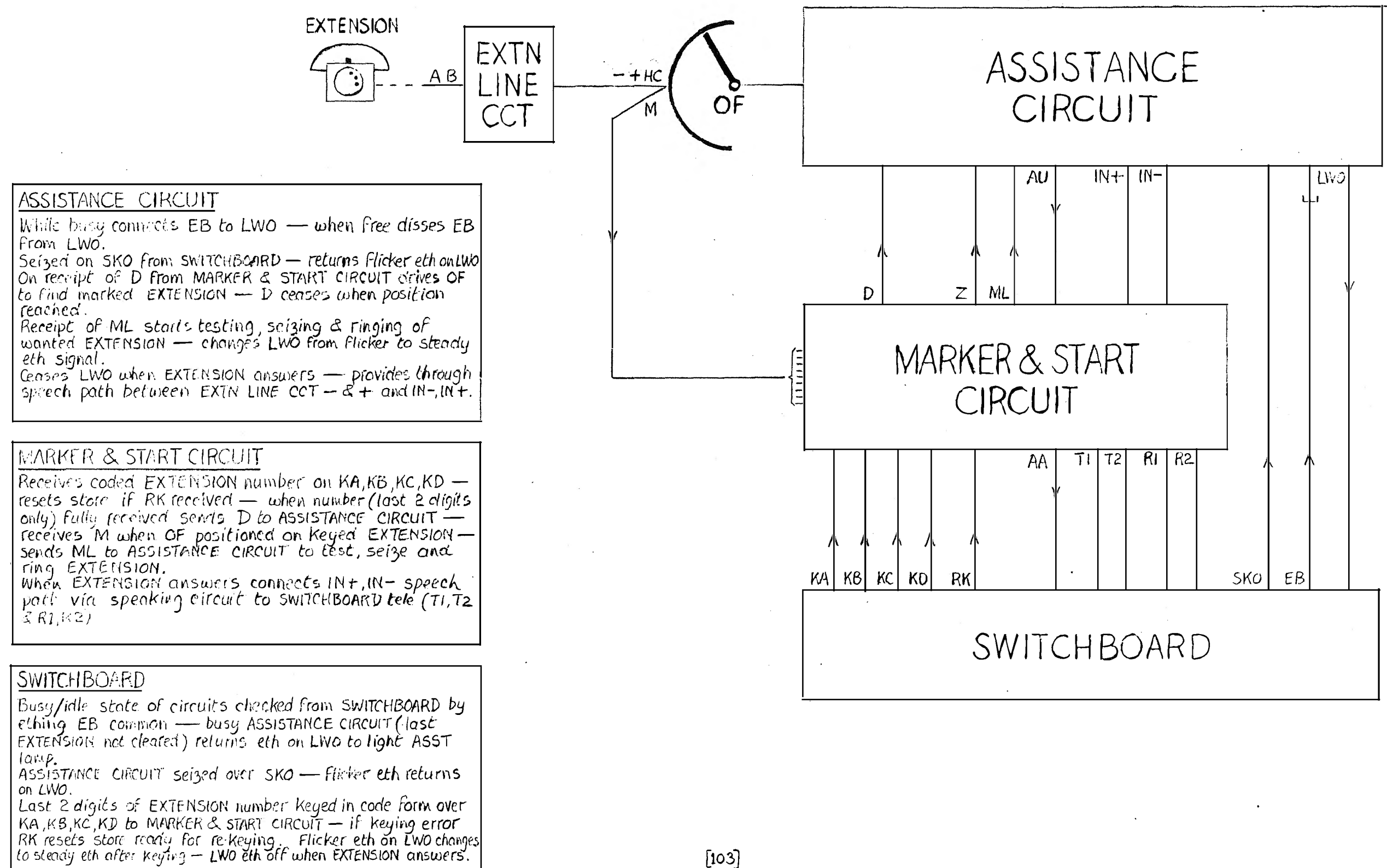
SWITCHBOARD
Receives flicker eth on LWO from ASSISTANCE CIRCUIT as call signal — also receives AA from MARKER & START CIRCUIT to operate buzzer if required — returns SKO when operator presses ASST key to answer.
Handset receiver connected to R1 & R2, transmitter connected to T1 & T2 when a Speak Key is operated. Operator presses Release Key to cease RK & release the connection.



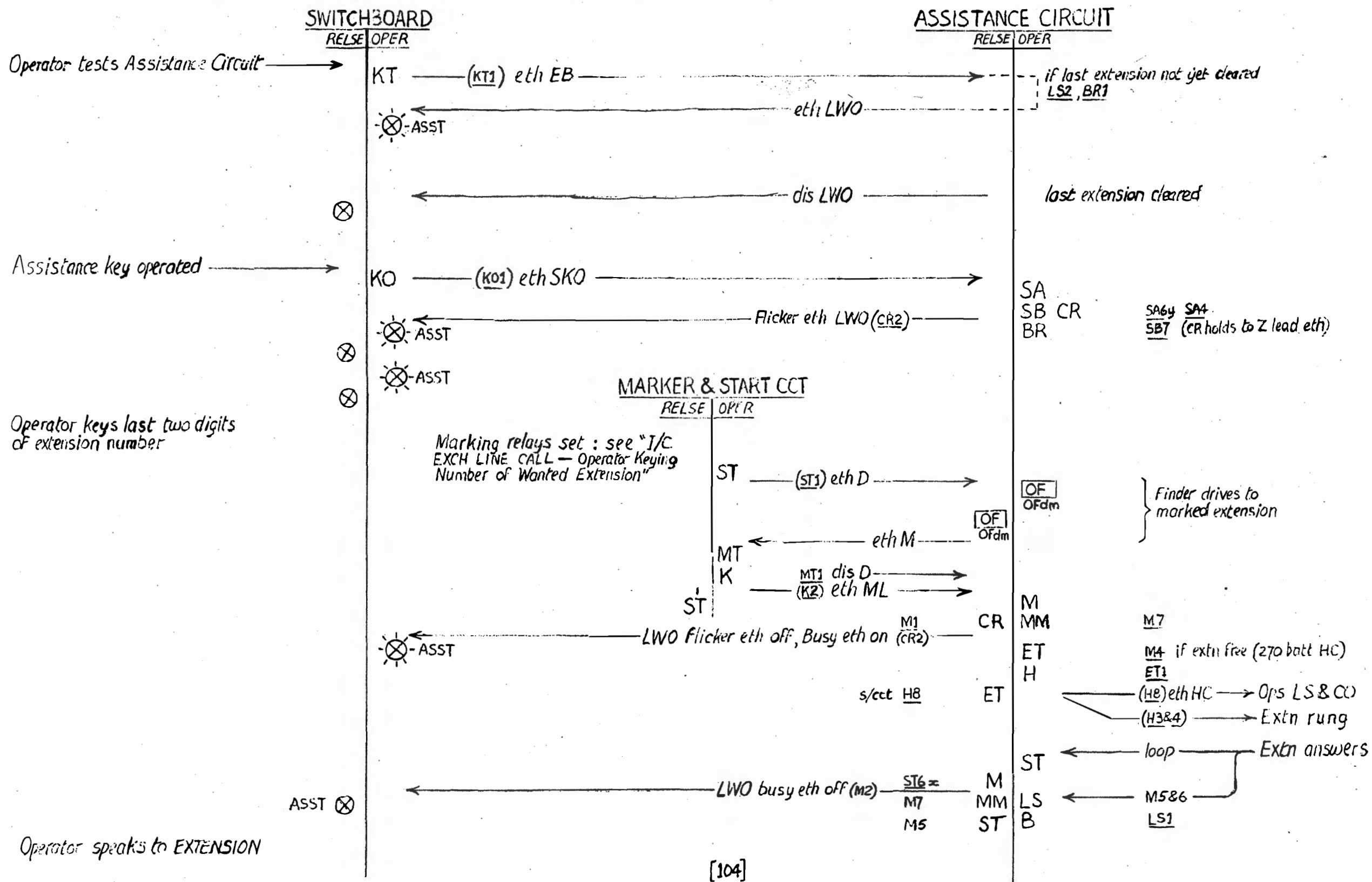
ASSISTANCE CALL - To Switchboard from Extension



ASSISTANCE CALL — To Extension from Switchboard



ASSISTANCE CALL - To Extension from Switchboard



ASSISTANCE CALL — To Extension from Switchboard

