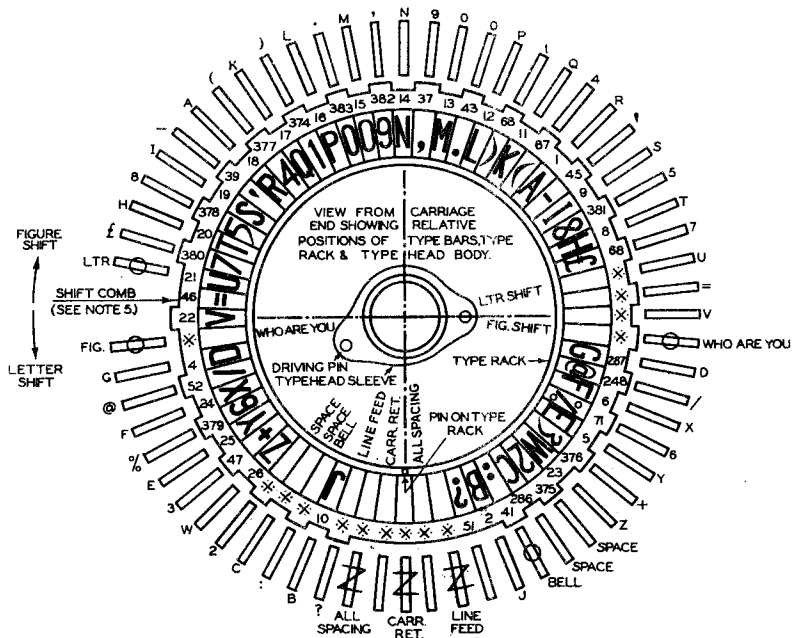


TELEPRINTERS Nos. 7A & 7B TYPEHEAD CHART.

TG(L)884

2 PANELS - 2.



Note: It is covered, Type Character Nos. 41 to 53 (with 248, 249, 250, 251, 252 to 258 reads & L15N Redrawn, Notarvised Arrangement, & made, L.L. LINE FEED " & ALL SPACING" Type positions corrected 11-12-48	C	16	0 38
	D	15	0 39
	E	14	0 40
		13	0 41
AMENDMENT.			



TG(L) 884

2 PANELS-1.

NOTES.

1. THE DIAGRAM SHOWS THE ARRANGEMENT OF TYPES & BELLCRANKS USED ON MACHINES MANUFACTURED AFTER APRIL 1939. THESE MACHINES INCORPORATE PLAIN FUNCTIONAL BELLCRANKS, SHOWN , & CUT-AWAY FUNCTIONAL BELLCRANKS, SHOWN . BLANK TYPES (PART BE64) ARE FITTED IN THE POSITIONS INDICATED X. THE SLOTS IN THE COMBINATION HEAD BODY FRONT PLATE STAMPED "O" ARE OCCUPIED BY PLAIN FUNCTIONAL BELLCRANKS & THOSE STAMPED "Z" BY CUT-AWAY FUNCTIONAL BELLCRANKS.
2. ON MACHINES MANUFACTURED PRIOR TO MAY 1939 PLAIN FUNCTIONAL BELLCRANKS ARE USED IN THE "LETTERS" POSITION FOR "CARRIAGE RETURN," "LINE FEED" & "ALL SPACING" SIGNALS. & ORDINARY CUT-AWAY BELLCRANKS ARE USED IN THE "FIGURES" POSITION FOR THESE CHARACTERS. THE APPROPRIATE SLOTS FOR THESE BELLCRANKS IN THE COMBINATION HEAD BODY FRONT PLATE ARE MARKED *. NO TYPES ARE FITTED IN THE POSITIONS MARKED X. THESE MACHINES MAY BE FITTED WITH THE ARRANGEMENT OF BELLCRANKS & BLANK TYPES AS ILLUSTRATED, WHEN THE COMBINATION HEAD BODY FRONT PLATE WILL RETAIN THE PREVIOUS MARKING, VIZ. *.
3. THE CUT-AWAY FUNCTIONAL BELLCRANKS QUOTED IN NOTE 1. SUPERSEDE FOR REPLACEMENT PURPOSES THE CUT-AWAY BELLCRANKS OF EARLIER DESIGN.
4. REQUISITIONS FOR TYPES SHOULD QUOTE THE CHARACTER NUMBER INDICATED BY THE FIGURE ADJACENT TO THE APPROPRIATE TYPE.
5. THE SHIFT COMB IS SHOWN IN THE "LETTERS" POSITION.