

H.E.S. No. 4.
 NON - MULTIPLE EXTENSION
 USING TELEPHONE No. 710...

Q550
 ISSUE A

NOTES :-

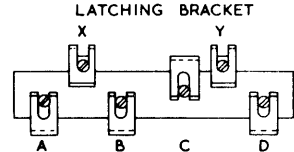
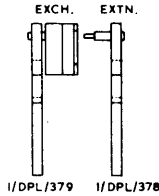
1. APPARATUS REQUIRED :-

- | | | |
|------------------------|-------------------|---------------------------------|
| 1 TELEPHONE No. 710... | 1 PART 23/DBU/260 | 1 CORD INST. No. 3/108AA... 54" |
| 2 SWITCHES No. 5A-4 | 1 PART 1/DPL/378 | 1 BLOCK, TERMINAL No. 30 |
| 1 PART 22/DBU/260 | 1 PART 1/DPL/379 | 1 THERMISTOR No. 1A-1 |

2. REARRANGE STRAPS OF TELEPHONE AS SHOWN.

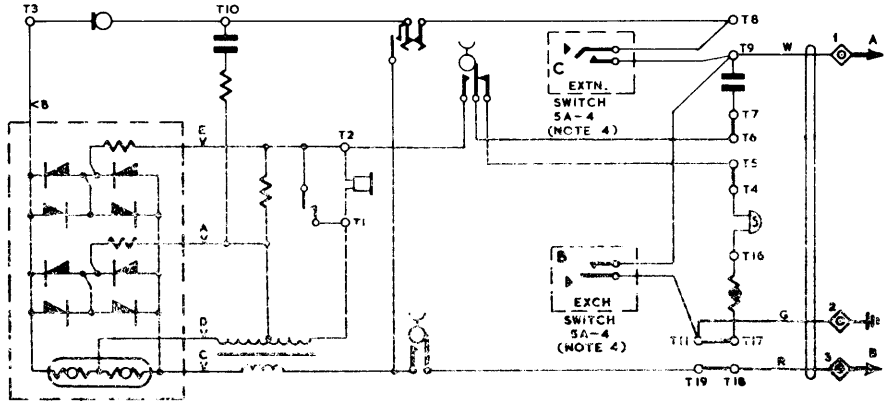
3. REMOVE PLUNGERS FROM POSITIONS B & C AND FIT SWITCH 5A-4 WITH PART 1/DPL/379 IN POSITION B, AND SWITCH 5A-4 WITH PART 1/DPL/378 IN POSITION C. IN TELEPHONE COVER FIT PART 22/DBU/260 IN POSITION B & FIT PART 23/DBU/260 IN POSITION C

ADJUST LATCH BRACKET AS SHOWN :-

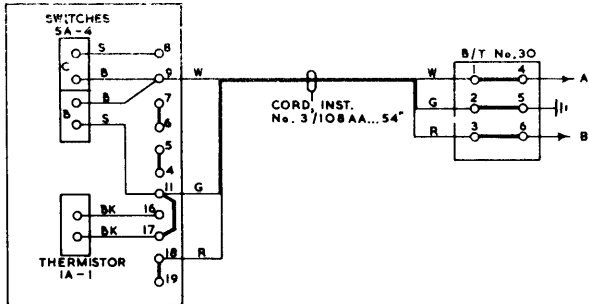


BRACKET VIEWED FROM FRONT OF TELEPHONE WITH COVER AND DIAL REMOVED.

4. EXTENSION SWITCH (LOCKING) OPERATES SINGLY RETURNING LOOP TO THE MAIN STATION EXCHANGE SWITCH (NON LOCKING) ALSO OPERATES EXTENSION SWITCH CONTACTS PROVIDING EARTHED LOOP CALLING TO SWITCH RELAY UNIT Q 519.
5. ANY SPARE LEADS SHOULD BE SECURED ON SPARE TERMINALS OR ELECTRICALLY INSULATED.



TELEPHONE No. 710... NOTE 2



P.O.
 TELECOMMS.
 HQRS.
 PAPER W

CIRCULATION
 GENERAL

ISSUES			
	A MINOR AMENDMENTS	S1/3	YD1.4.3. 30.1.68. 15-2-66