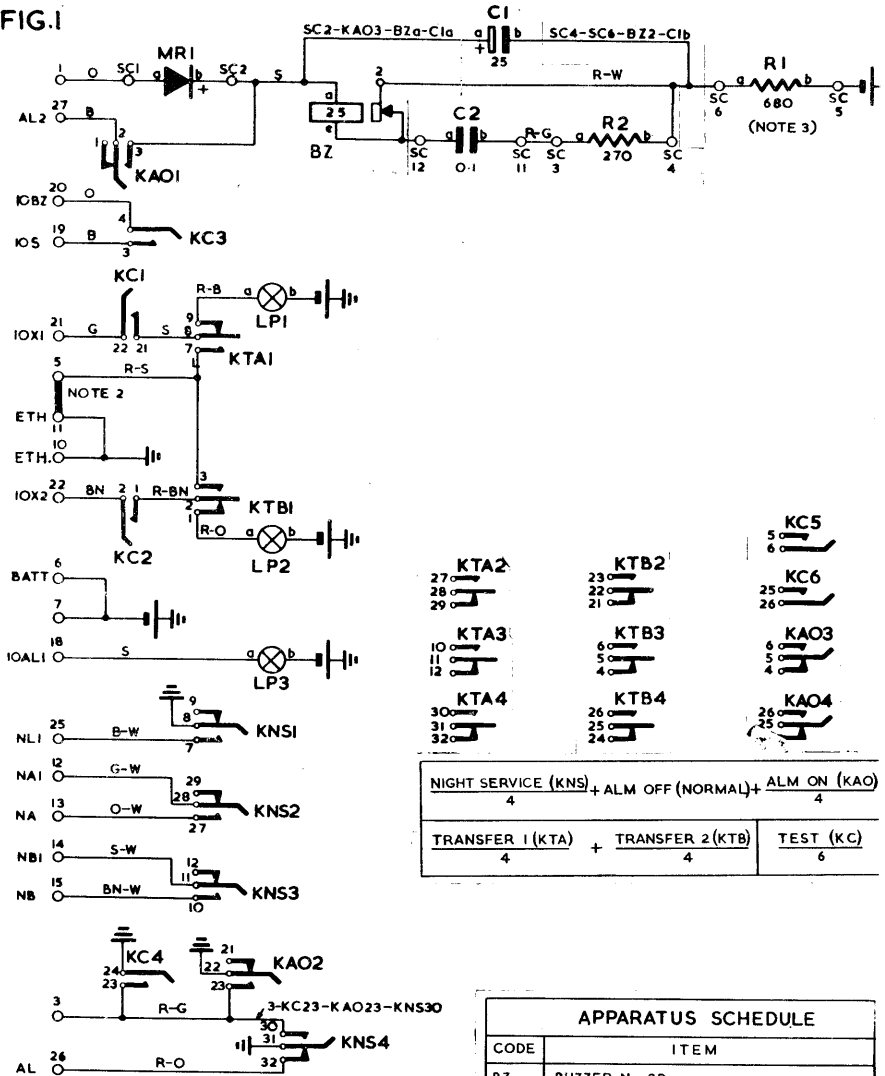


FIG.1



BATT: W 6-7-LP3b-LP2b-LP1b-SC5
EARTH: R, 10-11-KC24-KAO22-KNS8-KNS31

APPARATUS SCHEDULE	
CODE	ITEM
BZ	BUZZER No. 2B
C1	CAPACITOR, ELECTROLYTIC No. 3145
C2	CAPACITOR, PAPER No. 7533
LPI-3	LAMP No. 2-45V
MRI	VALVE, ELECTRONIC CV 8308
R1	RESISTOR, COIL No. 40, 430Ω
R2	RESISTOR, CARBON No 26 GC, 270Ω

P.O.E.D.
S.BCH.

PAPER W
CIRCULATION
GENERAL

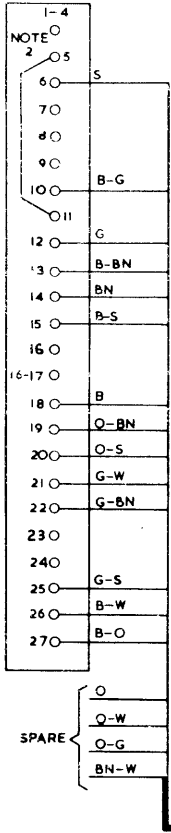
ISSUE

A	RI WAS 680Ω	6.4.67
		26.8.66.

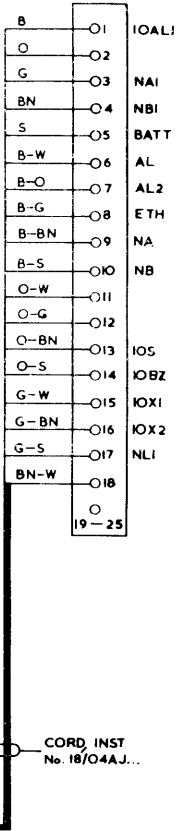
FIG.2. CORD CONNEXIONS

CONTROL UNIT
Q535

NOTE 1



BT37..



NOTES :-

1. TERMINALS 6-7 AND 10-11 ARE STRAPPED ON REAR OF TERMINAL TABLET.
2. STRAP TERMINALS 5 & 11.
3. RI WAS 680 Ω ON EARLY ISSUES.