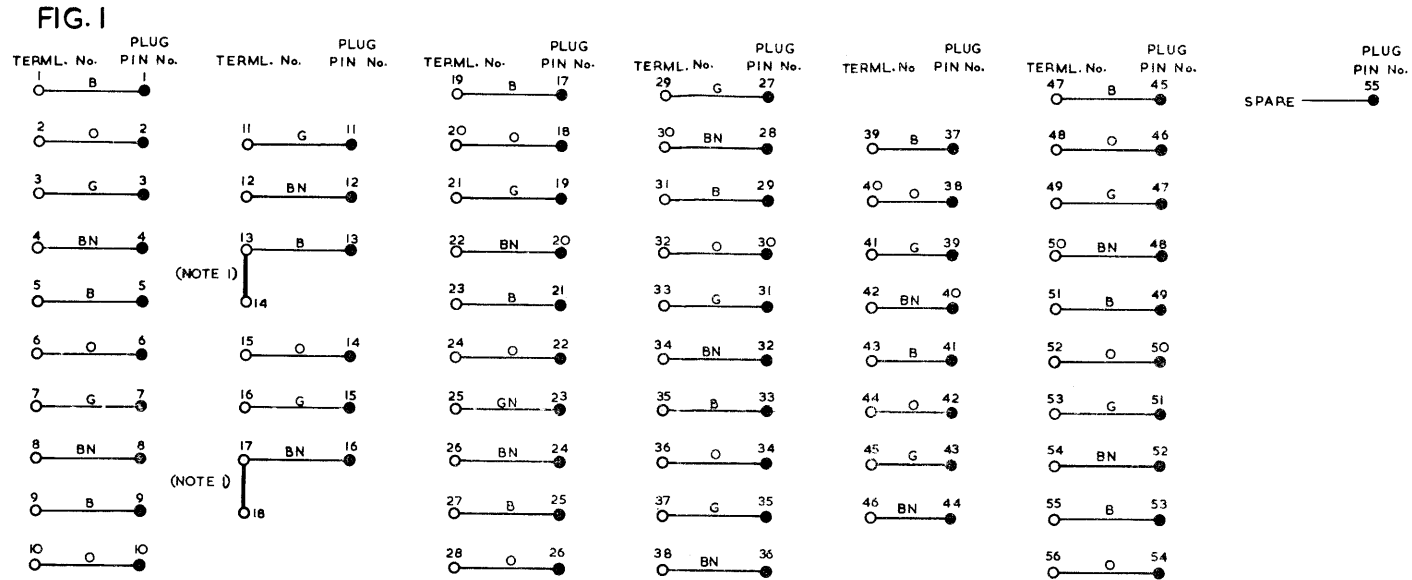


H.E.S. No. 4

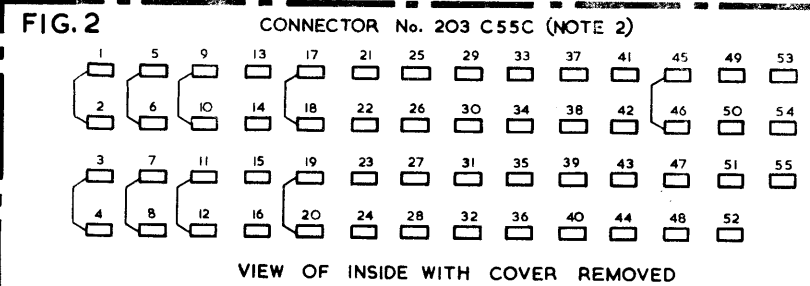
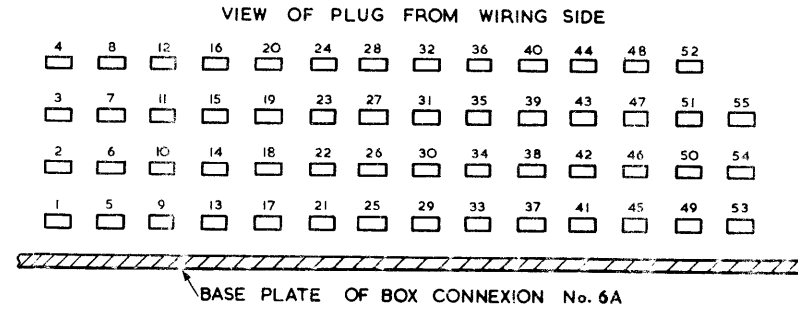
Q (L) 510

BOX CONNEXION No. 6A (FIG. 1) CONNECTOR No. 203 C55C (FIG. 2)



NOTES:-

1. TERMINALS 13-14 AND 17-18 ARE CONNECTED WITH SOLDERED STRAPS ON THE REAR OF THE TERMINAL TABLET.
2. TO MAINTAIN SERVICE TO OTHER STATIONS WHEN A MULTIPLE STATION INSTRUMENT IS WITHDRAWN FOR MAINTENANCE PURPOSES, SUBSTITUTE CONNECTOR No. 203 C55C, NORMALLY HOUSED IN RELAY UNIT Q516, FOR SOCKET OF INSTRUMENT CORD.



P.O.E.D. S. BCH. PAPER:- W CIRCULATION:- GENERAL	ISSUE		9.2.66
--	-------	--	--------