

CIRCULATION

GENERAL

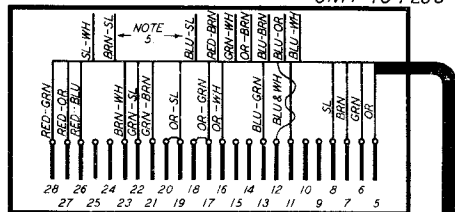
# HOUSE EXCHANGE SYSTEM UNIT TRANSFER INTERCOM. No. 3.

UNIT TO PLUG WIRING.

Q(L)243

2 PANELS-2.

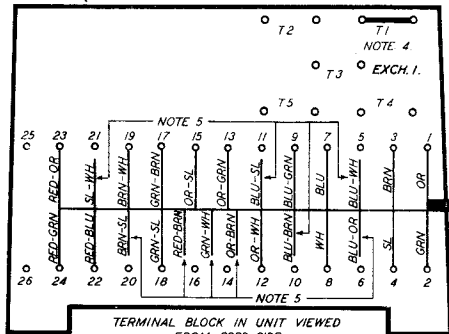
21-5-39.



PLUG No. 2404

CORD INST.  
No. 25/02 G BRN. 72

TOP

TERMINAL BLOCK IN UNIT VIEWED  
FROM CORD SIDE.

(SEE PANEL 1 FOR CONNEXIONS ON OTHER SIDE OF BLOCK)

ITEMS	RATE BOOK DESCRIPTION.
B	BELL No. 56F
QA	CONDENSER MC No. 94.
QB	" MC No. 102.
EXCH. INDR.	(INDICATOR No. 400K.
KB	KEY No. 212 BLACK.
KA	" No. 297 "
KC	
YA	RESISTORS, COIL, No. 12—50 Ω.
YB	
BZ	VIBRATOR, No. 3330.
H	RELAY No. 3725.
L	" No. 3723.
QR	" No. 4129.
Q	" No. 4128.

## NOTES.

- 1 EXPLANATORY DIAGRAM—SEE Q(L) 233
- 2 FACEPLATE EQUIPMENT—SEE Q(L) 156
- 3 RELAY ADJUSTMENTS—SEE Q(L) 233 & E.I. TELE. AUTO. B. 5144
- 4 WHEN 2<sup>nd</sup> CHOICE MAIN STATION IS FITTED REMOVE STRAP T1.
- 5 SPARE CONDUCTORS.

AMENDMENT

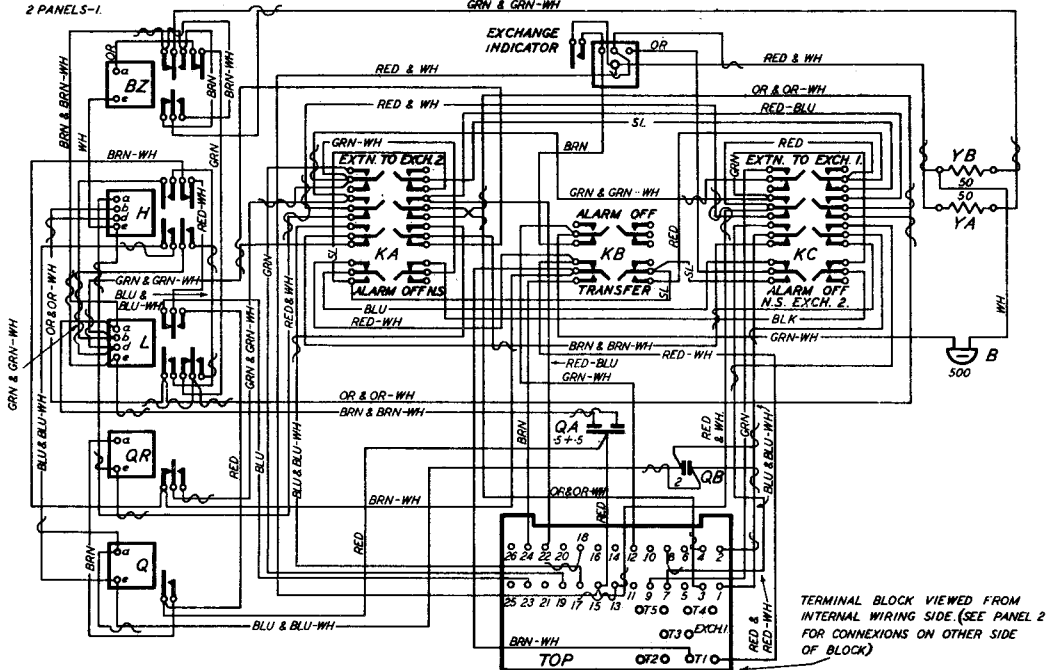
W

# Q(L)243

2 PANELS-1.

## INTERNAL WIRING

GRN & GRN-WH



TERMINAL BLOCK VIEWED FROM INTERNAL WIRING SIDE. (SEE PANEL 2 FOR CONNEXIONS ON OTHER SIDE OF BLOCK)