

HOUSE EXCH. FACILITIES BETWEEN P.B.X. EXTNS. 2+10 SYSTEM. Q (L) 218  
 TYPICAL WIRING OF TERMINAL JUNCTION BOX WHERE P.B.X. CABLES ARE NOT TERMINATED  
 (SEE DGM. Q(L) 210)

3 PANELS-1  
 5-5-39

CIRCULATION	GENERAL	
	Suffix	
	B	A
	1:10:58	8-10-48
TITLE AND NOTE 2 AMENDED. REDRAWN. WAS FOR INTERMEDIATE JUNCTION BOX WITH P.B.X. CABLE TERMINATIONS.		
Amend:		
PAPER	W	

NOTES:-

1. DGM. SHOWS THE WIRING OF A TERMINAL JUNCTION BOX USED UNDER THE CONDITIONS ILLUSTRATED IN DGM Q(L) 210 FOR A GROUP OF P.B.X. EXTNS. WITH HOUSE EXCH. FACILITIES.
2. STRAPS FOR C, C1 AND C2 WIRES TO BE PROVIDED ONLY WHEN SECRECY IS REQUIRED ON A PLAN EXTN (SEE Q(L) 209.)
3. OMIT CONNEXIONS SHOWN THUS ----- WHEN 11th STATION IS NOT REQUIRED.
4. ON INSTALLATIONS WHERE LESS THAN 10 STATIONS ARE REQUIRED THE LOCAL A & B TERMINALS FOR STATIONS NOT FITTED WILL BE LINK-CONNECTED BETWEEN ALL FOUR TERMINAL STRIPS AT EACH JUNCTION BOX.
5. THE CONNEXIONS FOR THE INSTRUMENT CABLE AT THE INSTRUMENT JACK ARE SHOWN ON DGM. Q(L) 206.
6. REQUISITION AS REQUIRED -  
 LABEL, No. 227 (UNENGRAVED)  
 " 227A (ENGRAVED MULTIPLE )  
 " 227B ( " INSTRUMENT No.)
7. SPARE WIRES TIED BACK TO BE LONG ENOUGH TO REPLACE ANY OTHER WIRE.
8. WHERE SEPARATE STRIP IS NOT AVAILABLE, WIRE PLAN EXTENSION TO ASSOCIATED INSTRUMENT STRIP AND POWER TO MULTIPLE STRIP.



CIRCULATION.

GENERAL


# HOUSE EXCH. FACILITIES BETWEEN P.B.X. EXTNS. 2+10 SYSTEM. Q (L) 218

TYPICAL WIRING OF TERMINAL JUNCTION BOX WHERE P.B.X. CABLES ARE NOT TERMINATED  
(SEE DGM. Q(L) 210)

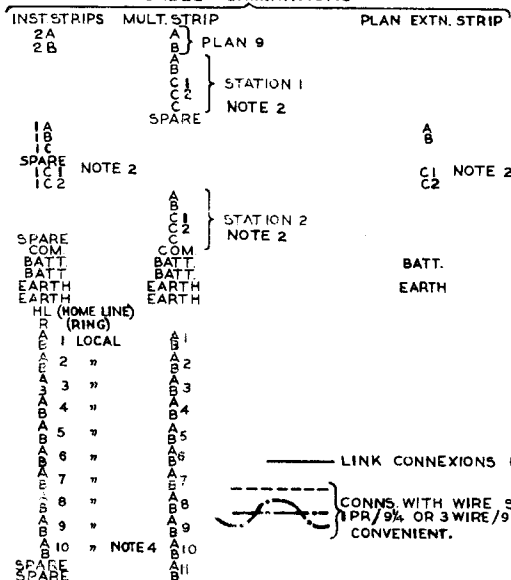
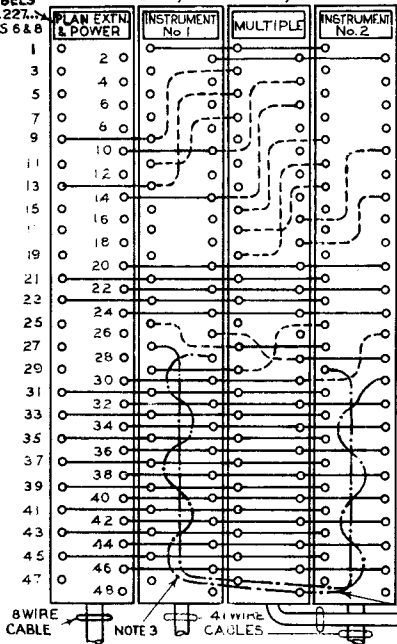
3 PANELS 3  
5-5-39

BOX, JUNCTION, INTERCOM., No 2, FRONT CONNEXIONS (SHOWN WIRED FOR FEEDING STATIONS 1 & 2)  
CABLE TERMINATIONS

LABELS  
No. 227...  
NOTES 6 & 8



AMENDMENT.



—— LINK CONNEXIONS (BARE WIRE)  
- - - - CONNS. WITH WIRE SWBD.  
1 PR/9/4 OR 3 WIRE/9/4 AS  
CONVENIENT.

W