

CIRCULATION

GENERAL

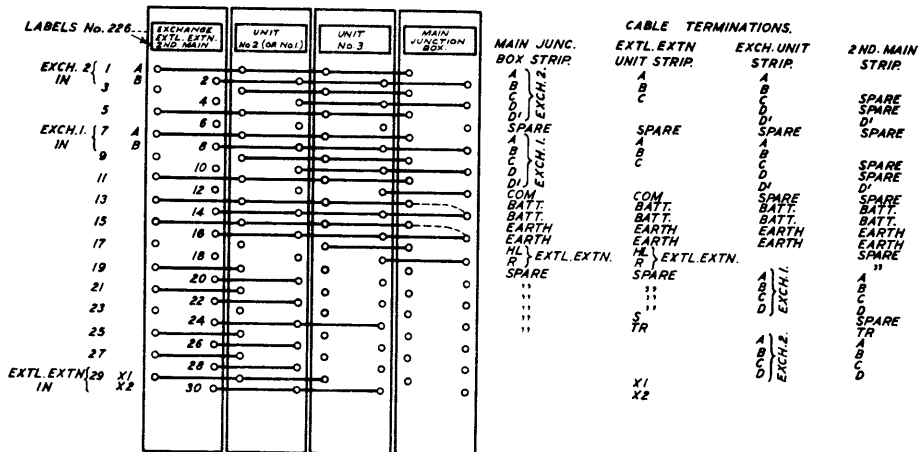
HOUSE EXCHANGE SYSTEM.

TYPICAL WIRING OF AUXILIARY JUNCTION BOX USED AT 1ST. CHOICE MAIN STATION
ON INSTALLATIONS WITH ONE OR TWO EXCHANGE LINES AND FROM 6 TO 11 STATIONS
(WITH OR WITHOUT AN EXTERNAL EXTENSION STATION)

Q(L)216

2. 6. 35
3 PANELS-1

BOX, JUNCTION, INTERCOM, No. 1.
FRONT CONNEXIONS



12 PR. CABLE TO 2ND. CHOICE MAIN STATION (IF REQD.)
12 PR. CABLE TO EXTL. EXTN UNIT (IF REQD.)
12 PR. CABLE TO EXTL. EXTN UNIT (IF REQD.)
12 PR. CABLE TO EXTL. EXTN UNIT (IF REQD.)

———— LINK CONNEXIONS (BARE WIRE).
- - - - - CONNEXIONS WITH WIRE SWITCHBOARD IPR/9%
TWIN (ORANGE - ORANGE WHITE).
SPARE = SPARE WIRES TERMINATED.

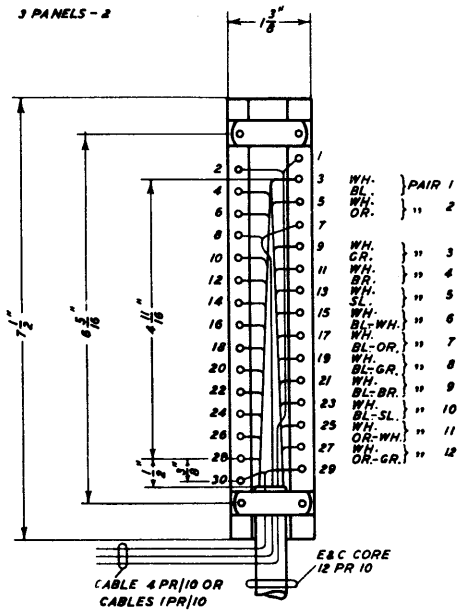
NOTES:-
1. ON INSTALLATIONS WITH NO EXTERNAL EXTENSION STATION, UNIT No 3 WILL NOT BE REQUIRED.

W

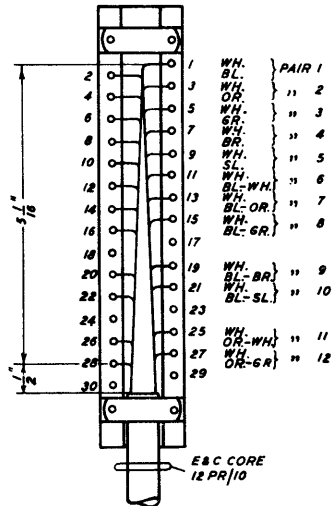
Q(L)216

EXCHANGE EXTERNAL EXTENSION
8 2ND. CHOICE MAIN STRIP

3 PANELS - 2




EXCHANGE UNIT STRIP



CIRCULATION
GENERAL

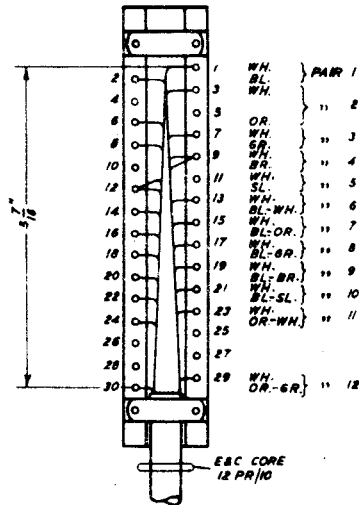
BOX, JUNCTION, INTERCOMMUNICATION, No.1
BACK OF STRIPS.

Q(L)216
21.6.35.
3 PANELS - 3



W

EXTERNAL EXTENSION
UNIT STRIP



MAIN JUNCTION
BOX STRIP

