

CIRCULATION

GENERAL

HOUSE EXCHANGE SYSTEM. TELEPHONE INTERCOM. No 1/1.

TELEPHONE TO PLUG WIRING

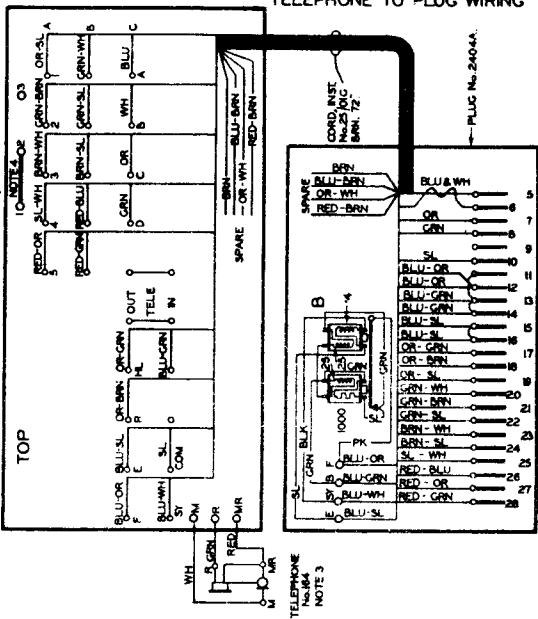
Q(L)141

4 PANELS - 2

12-7-38
SUPERSEDED BY
PANEL 4

MARK 2 ADDED. NOTES AMENDED. REDRAWN	B 6-49 A
MIX. 1A & 2A & NOTE 10 ADDED	BR 7-54 B
MADE 3 PANELS. TELE. INTERCOM No. 1/1A & SUPERSESSION NOTE ADDED	20 11-54 C
TELE. 1/1A ADDED. NOTE 2 AMEND	14-9-54 D
AMENDMENT	

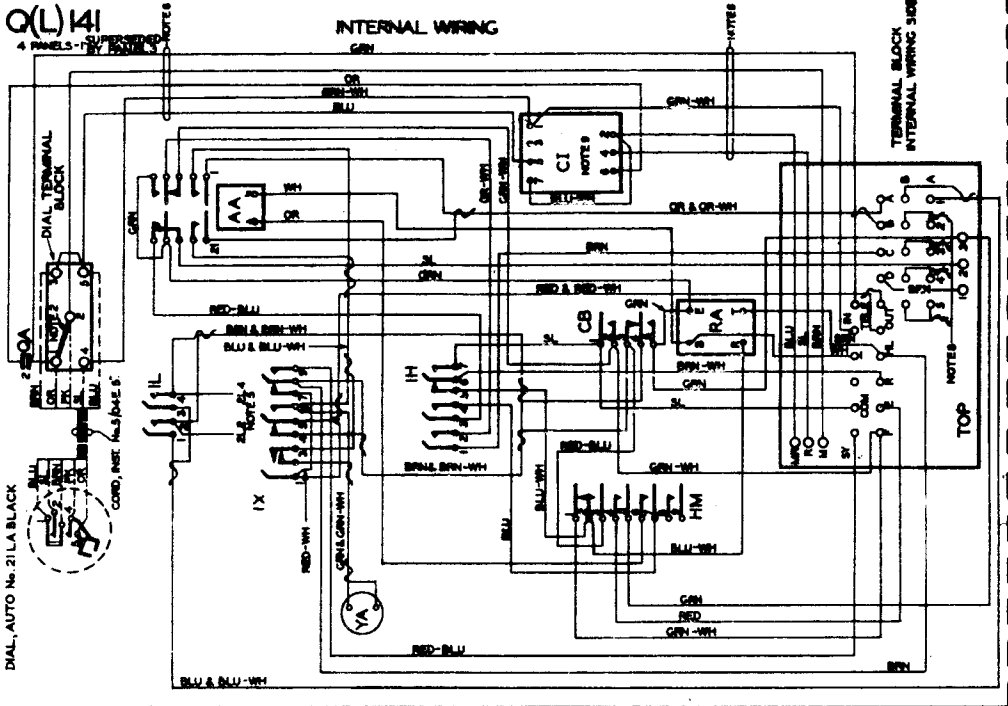
TERMINAL BLOCK IN TELEPHONE VIEWEL FROM CORD SIDE.
(SEE PANEL 1 FOR CONNECTIONS ON OTHER SIDE OF BLOCK)



DIAL, AUTO No. 21 LA BLACK

Q(L) 141
4 PANELS - 7 1/2" x 14 1/2" x 1 1/2"
SUPERSEDED BY PART 15

INTERNAL WIRING



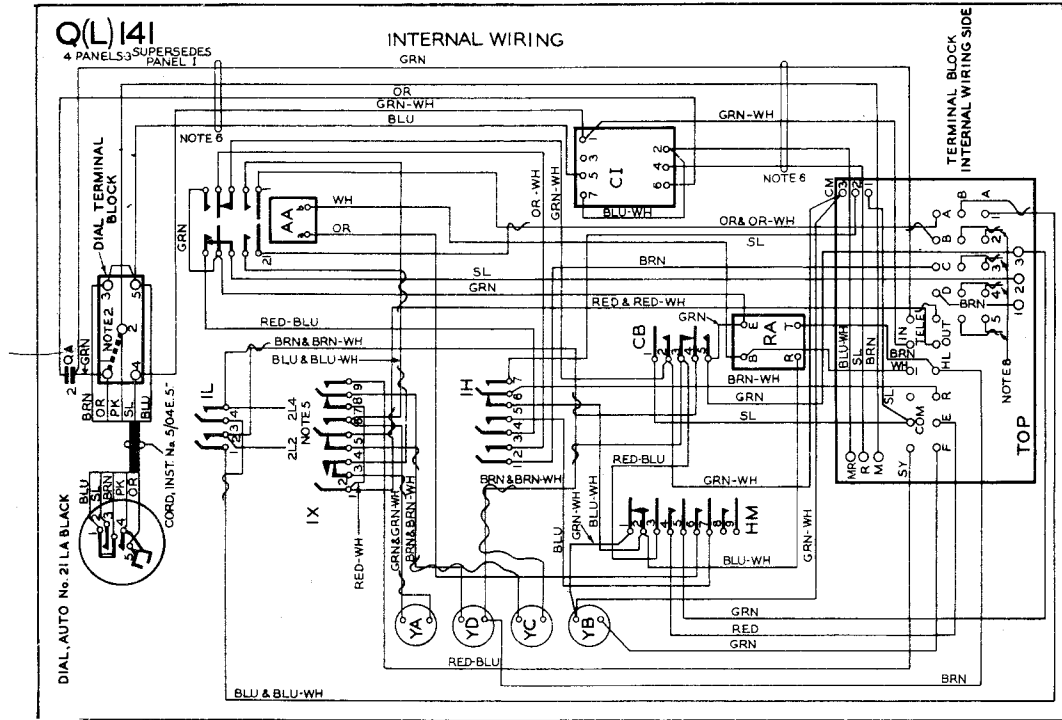
TERMINAL BLOCK
INTERNAL WIRING SIDE

TOP

Q(L) 141

4 PANELS³ SUPERSEDES
PANEL 1

INTERNAL WIRING



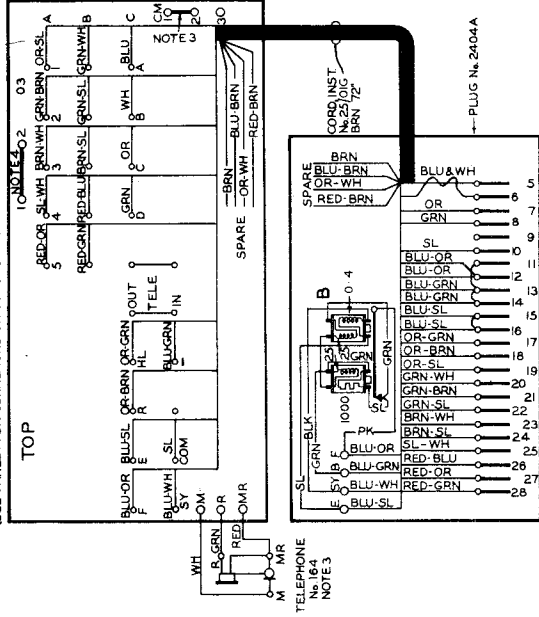
W

CIRCULATION

GENERAL

MARK 2 ADDED. NOTES AMENDED REDRAWN.	216-49 A
MKS. 1A & 2A & NOTE 10 ADDED.	29-750 B
MADE 4 PANELS. TELE INTERCOM No. 1/1A & SUPERSESSION NOTE ADDED.	201134 C
TELE 1/1AL ADDED. NOTE 2 AMENDED.	145-1 D
AMENDMENT	

TERMINAL BLOCK IN TELEPHONE VIEWED FROM CORD SIDE.
(SEE PANEL 1 FOR CONNECTIONS ON OTHER SIDE OF BLOCK).



ITEM	RATE BOOK DESCRIPTION.	SPRINGSETS
AA	RELAY No. 603	EXCHANGE KEY MAIN SPRINGSET
RA	COIL RETARD No. 55A	" " " " " " " " HOLD
CI	COIL INDUCTION No. 27	LOCAL KEY
QA	CONDENSER MC No. 102	CRADLE SWITCH
YA	RESISTOR COIL No. 12 -- 600Ω	COMMON BANK--OPERATED WHEN ANY LOCAL KEY IS FULLY DEPRESSED
YB	RESISTOR COIL No. 12 -- 50Ω	
YC, YD	RESISTORS COIL No. 15 -- 50Ω	
B	BUZZER No. 21	

NOTES--

- FOR EXPLANATORY DIAGRAM SEE Q(L) 131.
- IN TELES INTERCOM 1/1 & 1/1A DIAL AUTO No. 21 LA BLACK AND CORD INST. 5/04E 5" ARE REPLACED BY DIAL DUMMY AND DS1 IS STRAPPED TO DS2 ON DIAL TERMINAL BLOCK.
- IN TELEPHONE, INTERCOM No. 1/1A TO ENABLE THE LOCAL STATIONS TO CALL THE MAIN WHEN THE MAIN IS HOLDING AN EXCHANGE CALL, REMOVE STRAP BETWEEN CM1 & CM2 & INSERT STRAP BETWEEN CM2 & CM3 IN MAIN STATION TELEPHONE.
- THE NORMAL POSITION OF THIS STRAP IS BETWEEN TERMINALS 1&2. WHEN EXCHANGE LINE SUPERVISION IS REQUIRED TRANSFER STRAP TO TERMINALS 2&3.
- LOCAL KEYS No. 2L-5L ARE WIRED SIMILARLY TO LOCAL KEY No. 1L.
- THIS WIRING SHOULD BE KEPT IN SEPARATE FORM.
- FOR RELAY ADJUSTMENTS SEE E. 1 TELEPHONES, AUTO. B. 5154.
- BLU & BLU-WH Pairs TO LOCAL KEYS 2L-5L WIRED ON KEYS AS FOR 1L.
- TELEPHONES INTERCOM. No. 1/1 OF EARLY MANUFACTURE MAY CONTAIN COIL INDUCTION No. 22 MK. 2 OR 22 MK1 SEE Q(L) 131.

HOUSE EXCHANGE SYSTEM.

TELEPHONE INTERCOM. No. 1, 1A & 1/1AL

TELEPHONE TO PLUG WIRING.

Q(L) 141

4 PANELS-4
12-7-39
SUPERSEDES
PANEL 2.