

SPECIAL RANGE TELEPHONES
AUTODIAL No. 301A OR 302A CONNECTED TO DIRECT EXTENSION AND PLAN 1A
ARRANGEMENTS FOR 2 WIRE PBX EXTENSIONS WITH RECALL USING
TELEPHONE SRI...D

NOTES:-

- 1 This diagram is to be used in conjunction with Diagram N4904.
- 2 See Diagram N2312 for details of Autodials Nos. 301A and 302A.
- 3 The Autodial No. 301A is provided with a 5-way cord, the black conductor being omitted.
- 4 The orange, blue and (where provided) black cord conductors of the autodial should be insulated at the block terminal or bell-set.

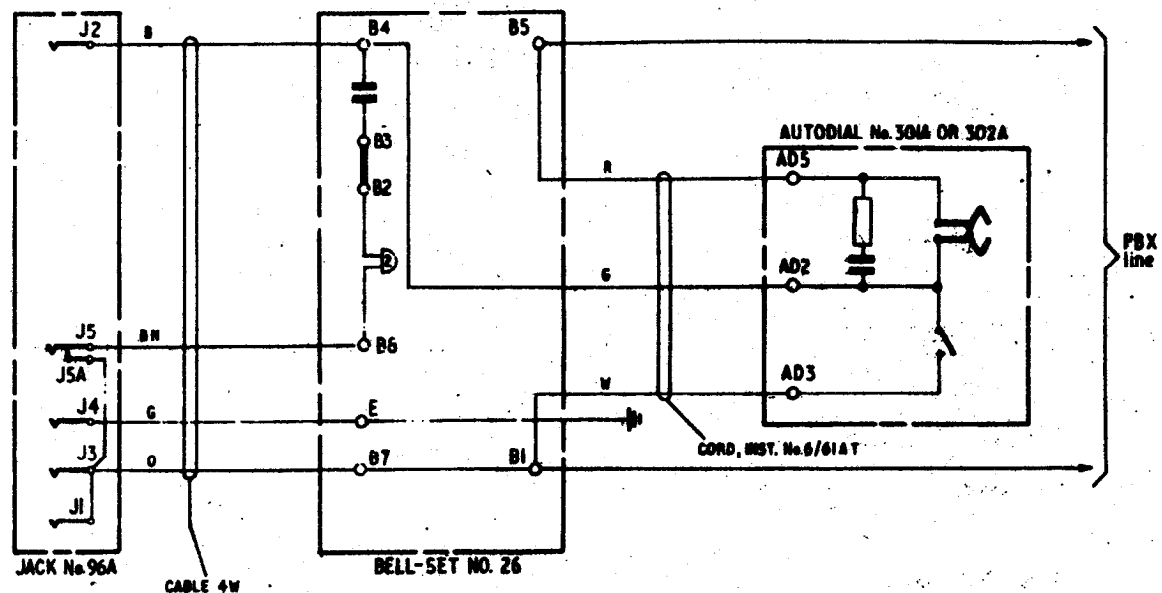


FIG. 1 AUTODIAL No. 301A OR 302A CONNECTED TO A DIRECT EXTENSION

ADDITIONAL APPARATUS REQUIRED:-

Autodial No. 301A or 302A.

NOTE:-

See Diagram N4904 for details of telephone.

PO TELECOMMS HQ,RS	ISSUE		
PAPER - R			
DISTRN - NIL			
		TD 7-1-3	25-4-77

AUTODIAL No.301A OR 302A CONNECTED TO PLAN IA
EXPLANATORY

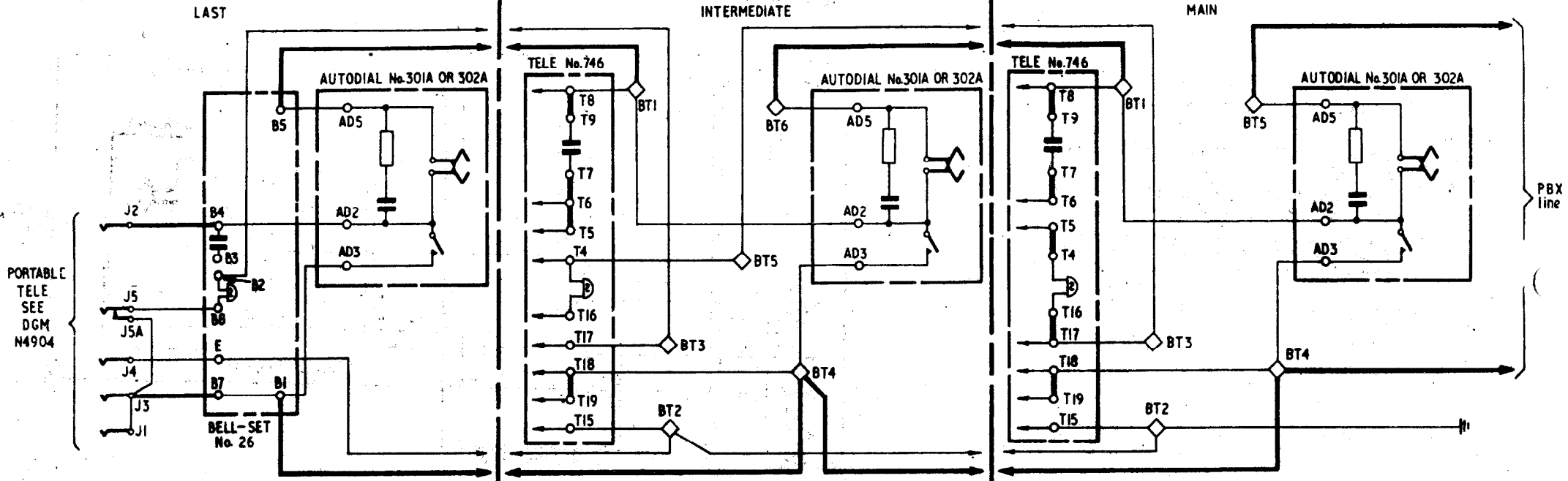


FIG. 2 USING TELEPHONE SRI...D

FIG. 3 USING TELEPHONE No. 746

FIG. 4 USING TELEPHONE No. 746

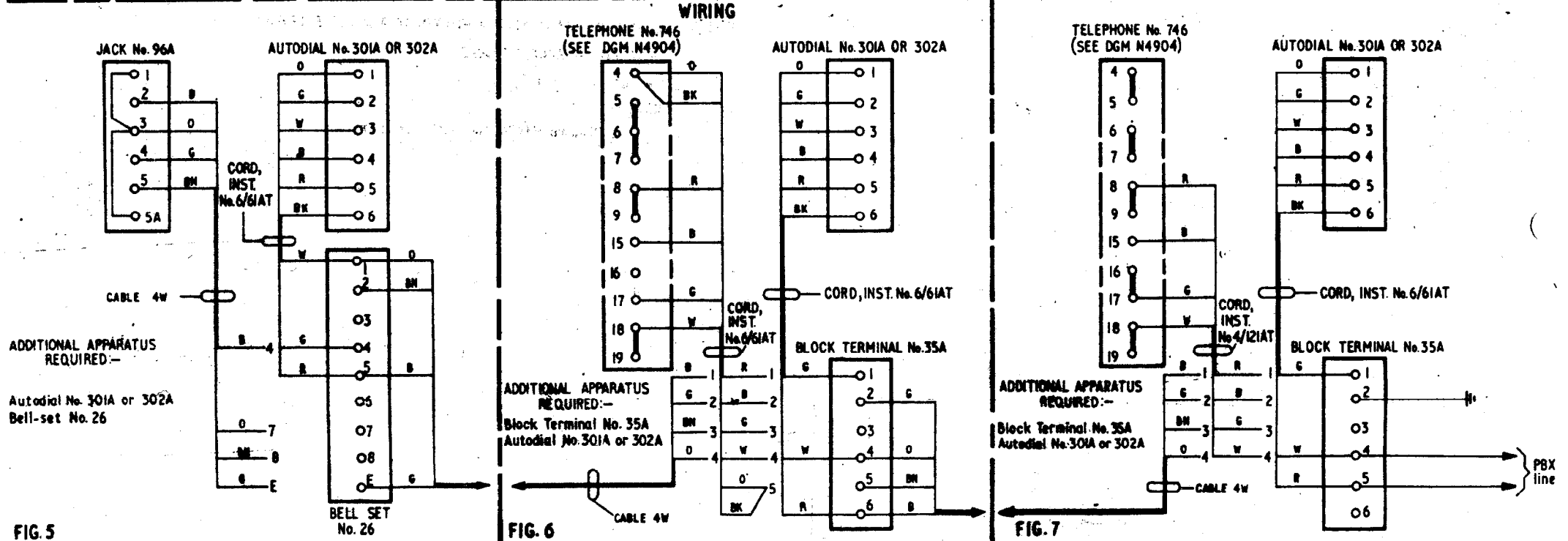


FIG. 5

FIG. 6

FIG. 7