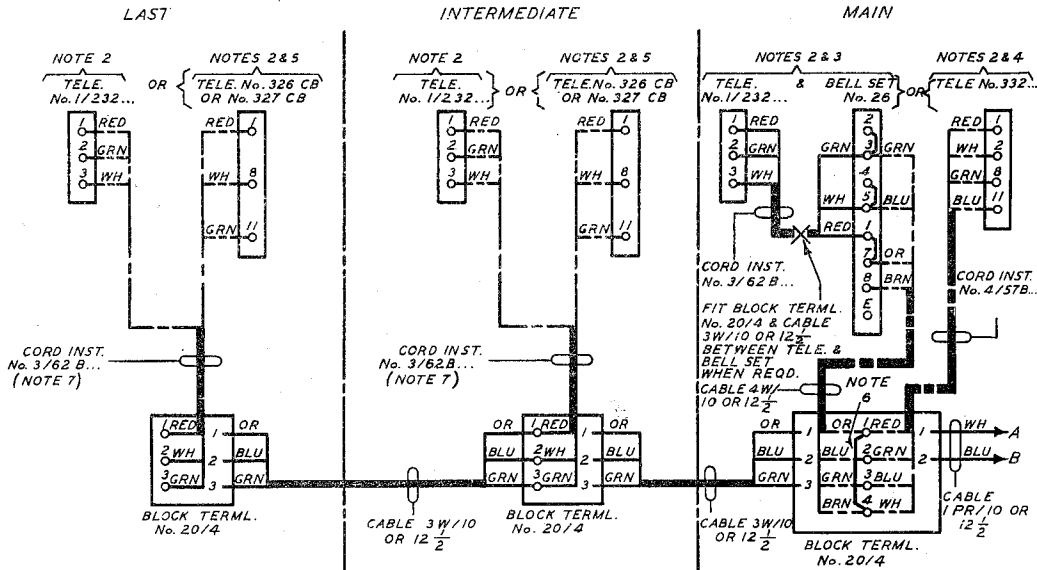


C.B. & AUTOMATIC SYSTEMS
EXTENSION WORKING, PLAN No. 1B (INTERNAL ONLY)
 USING AT THE MAIN, TELE. No. 1/232... WITH BELL SET No. 26 OR TELE. No. 332...
 & AT THE EXTENSIONS TELE. No. 1/232... OR No. 326 C.B. MINUS CORD OR 327 C.B.

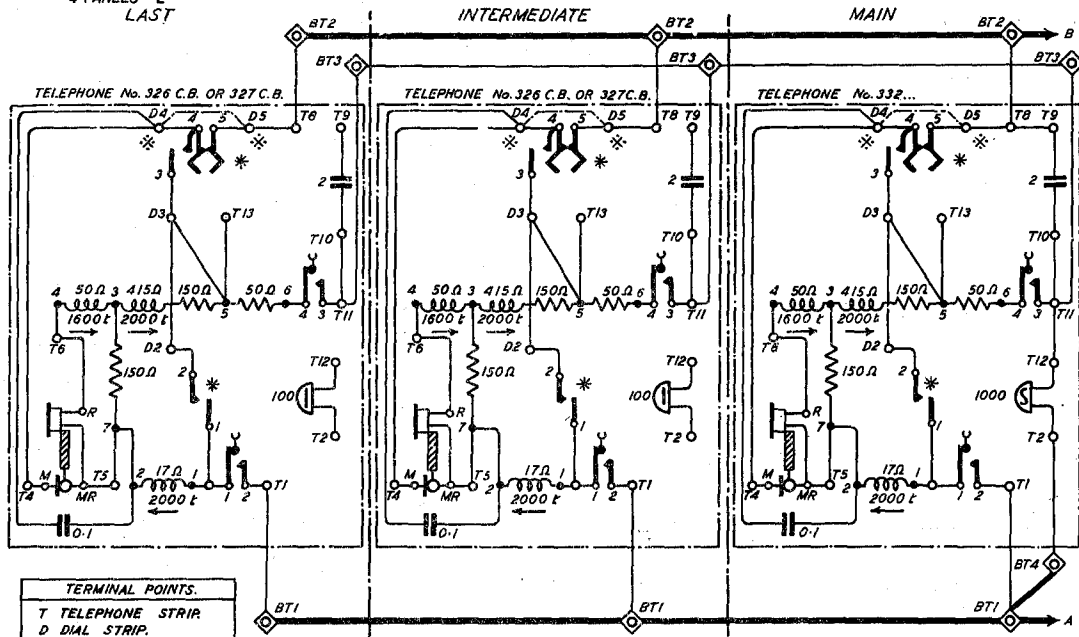
N 4304
 10-12-37
 4 PANELS-1

WIRING DIAGRAM



N 4304 EXPLANATORY USING TELE'S No. 332...
4 PANELS-2
LAST

AND TELE'S No.326 C.B. OR No.327C.B.



TERMINAL POINTS.
T TELEPHONE STRIP.
D DIAL STRIP.
BT BLOCK TERMINAL.

- * DIAL SPRINGS.
- * FOR C.B. WORKING OMIT DIAL & STRAP TERMINALS D4 & D5.
- INDICATES DIRECTION OF WINDINGS ON COIL INDUCTION.

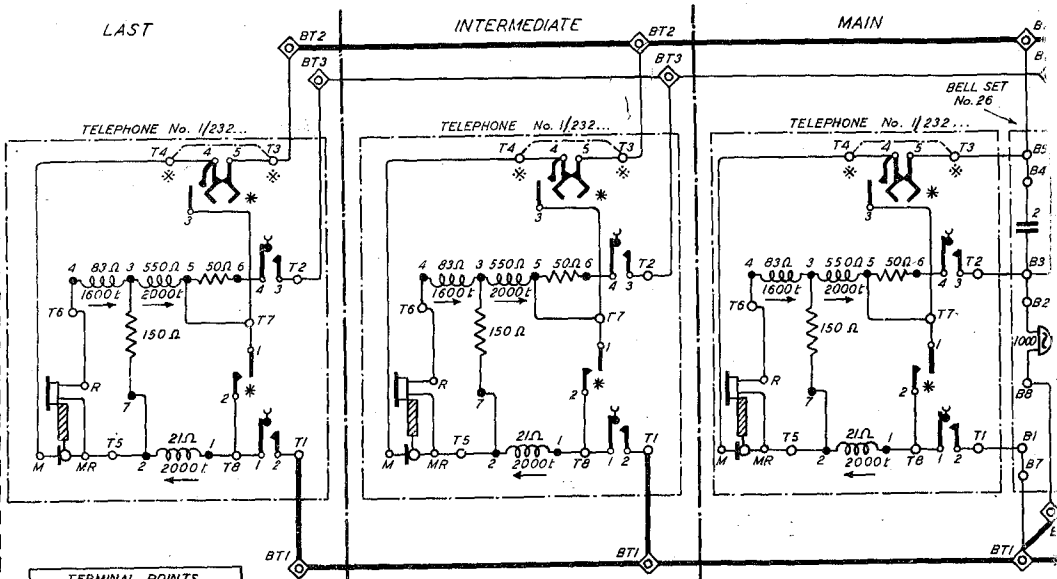
CIRCULATION

CB & AUTO

C.B. & AUTOMATIC SYSTEMS
 EXTENSION WORKING, PLAN No. 1B (INTERNAL ONLY.)
 EXPLANATORY USING TELE. No. 1/232...

N 4304
 10-12-37
 4 PANELS-3

AMENDMENT	8363 A
SUPERSESSION NOTE & ADDED.	
ALL PANELS MADE YELLOW.	
PANEL 1 RETRACED, NO AMENDMENT 5-2-48	



TERMINAL POINTS

T TELEPHONE STRIP

B BELL SET

BT BLOCK TERMINAL

* DIAL SPRINGS.

* FOR C.B. WORKING OMIT DIAL & STRAP TERMINALS T3 & T4.

→ INDICATES DIRECTION OF WINDINGS ON COIL INDUCTION.

Y

N4304

4 PANELS-4

NOTES

1. UP TO SIX EXTENSIONS MAY BE FITTED ON A PLAN No.1B. ADDITIONAL EXTENSIONS WHEN REQUIRED SHOULD BE CONNECTED AS FOR INTERMEDIATE STATIONS. IF ONLY ONE EXTENSION IS REQUIRED OMIT WIRING AND APPARATUS AT INTERMEDIATE STATION AND CONNECT AS FOR LAST STATION.
2. FOR C.B. WORKING FIT AT
MAIN:- TELEPHONE No.1/232 C.B. & BELL SET No.26 OR TELEPHONE No.332 C.B.
EXTENSION:- TELEPHONE No.1/232 C.B. OR TELEPHONE No.326 C.B. MINUS CORD OR TELEPHONE No.327 C.B.
FOR AUTOMATIC WORKING FIT AT
MAIN:- TELEPHONE No.1/232... & BELL SET No.26 OR TELEPHONE No.332...
EXTENSION:- TELEPHONE No.1/232... OR TELEPHONE No.326 C.B. MINUS CORD OR TELE. No.327 C.B.
3. WHEN A TELEPHONE No.1/232... & BELL SET No.26 IS FITTED AT THE MAIN STATION, REMOVE STRAP IN BELL SET No.26 BETWEEN TERMINALS 7 & 8.
4. WHEN A TELEPHONE No.332... IS FITTED AT THE MAIN, RECOVER "CORD INST. No.3/62B..." AND FIT "CORD INST. No.4/57B..."

5. WHEN A TELEPHONE No.326 C.B. MINUS CORD OR TELE. No.327 C.B. IS FITTED AT THE EXTENSIONS THE STRAP BETWEEN TERMINALS T8 & T9 SHOULD BE REMOVED. IN ADDITION FOR AUTO WORKING THE APPROPRIATE DIAL AND CORD TO BE REQUISITIONED SEPARATELY AND FITTED LOCALLY.
6. WHEN AN EXTENSION BELL IS REQUIRED CONNECT TO TERMINALS 1 & 4 IN PLACE OF STRAP.
7. WHEN USING TELEPHONE No.327 C.B. REPLACE CORD, INST. BY CABLE EQUIVALENT. SEE N4199 FOR CORRESPONDING CABLE COLOURS.
8. PLAN 1A SHOULD BE PROVIDED FOR NEW WORK.

N.B. PARTICULARS OF FACILITIES ON PLAN No.1B ARE SHOWN ON DIAGRAM N1436.