

CIRCULATION  
C.B.S. No. 2, 3  
& MAGNETO

# SWITCHBOARDS MAGNETO DOUBLE-CORD N. 920.15.3.23 WITH SPEAKING KEYS

(SWBD. F.P., D.C., N.T.3 & 7. SWBD. W.P., D.C., N.T.22 & 23)  
WIRING DIAGRAM - WITHOUT PROHIBITION OF EXCHANGE SERVICE

Fig. 5. Cut amended  
Dist. No. 71572 checked  
Fig. 3, 4 & 5 Modified  
Note 5 added  
Title altered & Note 4 added  
Amendment

FIG. 1. JUNCTION (AT MAIN EXCH.)  
OR EXCH. LINE (AT A P.B.X.)

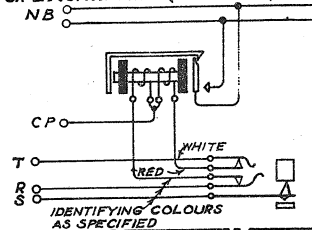


FIG. 2. SUBSCRIBER (AT MAIN EXCH.)  
OR EXTENSION (AT A P.B.X.)

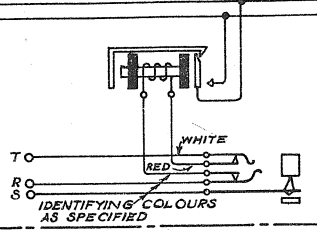
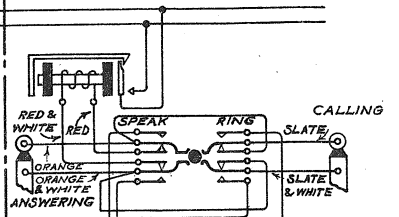


FIG. 3. CORD CIRCUIT.



**NOTES**

1. APPARATUS TYPES TO BE AS SPECIFIED.
2. WHEN USED AT A P.B.X. ALL EXCHANGE LINES WILL BE EQUIPPED WITH 1000<sup>Ω</sup> INDICATORS.
3. CORD TEST CIRCUITS TO BE WIRED TO C.B.S. 266 FIG. 2.
4. P.B.X. TIE LINES WITH EXCHANGE FACILITIES WILL BE CONNECTED AS EXCHANGE LINES
5. TWO JACKS NO 10 TO BE USED IN PARALLEL WHEN SPECIFIED

FIG. 4. OPERATORS TELEPHONE WITH  
DIFFERENTIAL INDUCTION COIL

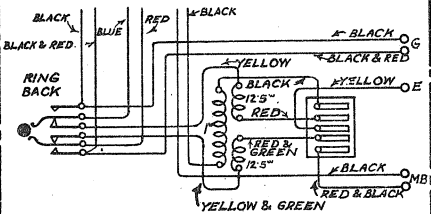
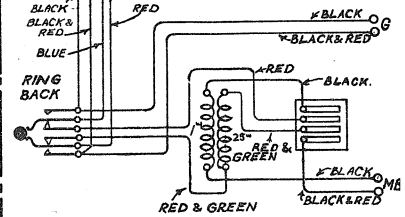


FIG. 5. OPERATORS TELEPHONE WITH  
SIMPLE INDUCTION COIL



W