

FIG. 1 TELEPHONE No. 710

NOTES:-

- A Pin, Part 1/DPI/205 should be used with Parts 1-3/DBU/262
- B Unmarked buttons can be engraved as required, when a suitably engraved button is not available. Requisitions with engraving details should be submitted to the factories department.
- C Parts 21-37/DBU/260 supersede Parts 1-17/DBU/260 for new work
- D Parts .../DBU/260 and .../DBU/262 are unsuitable for Telephone No. 740 and must not be used. See Fig. 4

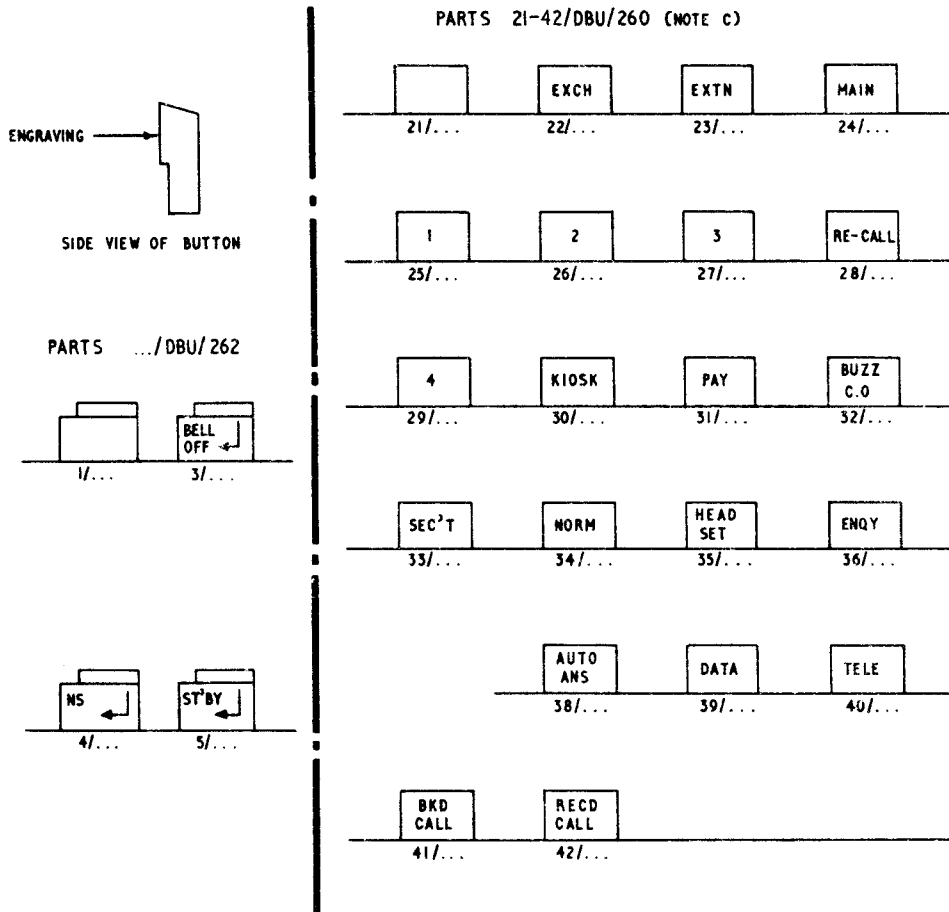
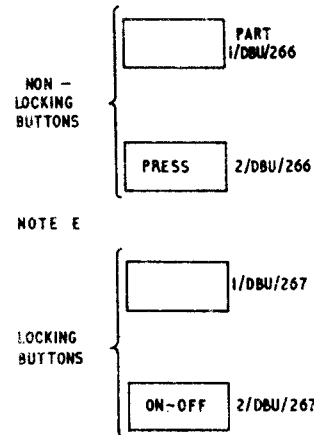


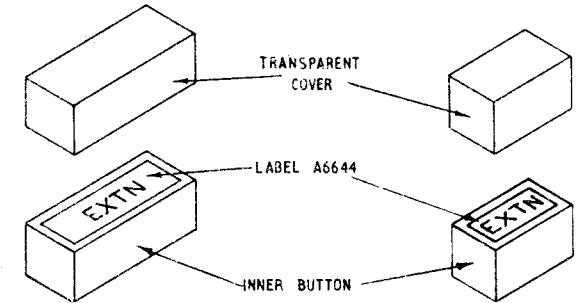
FIG. 2 TELEPHONE No. 711 OR 741

FOR USE WITH SWITCH No. 5A-3
 NOTE E

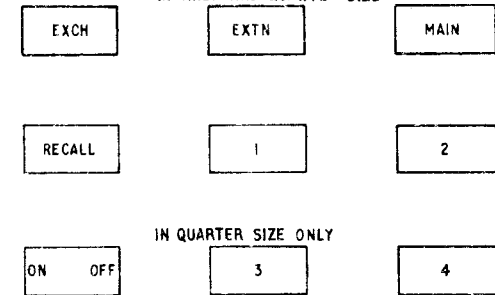
FOR USE WITH FRAME AND LATCHING MECHANISM PART 1/DFR/107



1/DBU/379 (COLOUR) 1/DBU/378 (COLOUR)



LEGENDS AVAILABLE ON LABEL A6644
 IN HALF AND QUARTER SIZE



NOTES:-

- E When using Parts .../DBU/266 or .../DBU/267 the spaces either side should be filled with 2 dummy buttons Part 2/DBU/270.
- F Labels A6644 should be requisitioned separately from the local stationary supply point.

P.O. TELECOMMS HQRS:-		
COLOUR:- W		
DISTN:-		
GENERAL		
ISSUE	K	PAGE 2: PARTS 31/ AND 32/ AND NEW NOTE E ADDED. NOTES F AND G WERE NOTES E AND F RESPECTIVELY. <i>ME/ PD 1-1-3</i> 28-7-80
	J	PART 37/DBU/260 DELETED. PARTS DBU/268, DBU/269 AND 1/DBU/270 SUPERSEDED BY PARTS 1/DBU/378, 1/DBU/379 AND 2/DBU/270 RESPECTIVELY. FIG. 4: PARTS 25 TO 30/... ADDED. PAGE 1: NOTE F ADDED. PAGE 2 NOTES E AND F ADDED. <i>ME/ PD</i> 19-10-77
	H	NEW FORMAT AND MINOR AMENDMENTS <i>DBU</i> 14-1-74
	G	TITLE AMENDED TO INCLUDE TELES No. 740, 741 & 746 PARTS 38-42/... FIGS 3 & 4 ADDED L.R.D 10-2-69


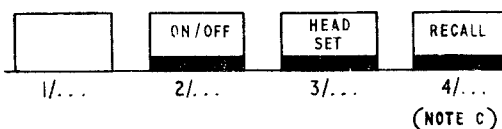
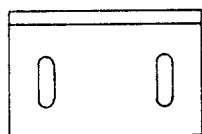
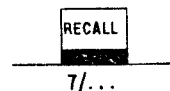
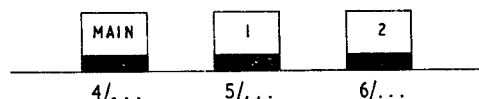
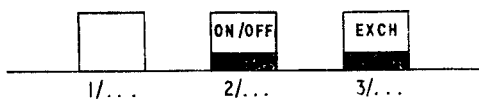


FIG.3 TELEPHONE No.746

PARTS 1-4 2/DBU/362
(NOTE A)



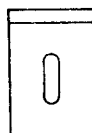
PARTS 1-7/DBU/363
(NOTE B)



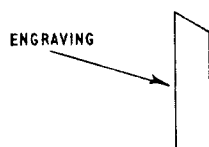
PART.../DBU/362



PART.../DBU/363



PART.../DBU/372




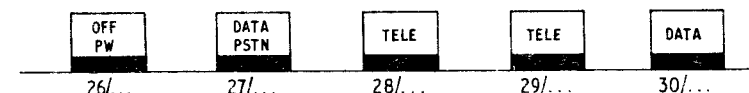

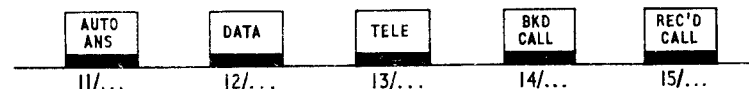

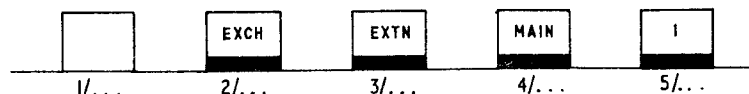
SIDE VIEW OF BUTTON

NOTES:—

- A 2 Pins, Part 1/DPI/203 and one Plunger, Part 1/DPL/1022 should be used with Part.../DBU/362. The switch should be inserted in the central slot between Positions B & C. The plunger is not required with Switch No.23A-1 or similar.
- B 1 Pin, Part 1/DPI/203 and one Plunger, Part 1/DPL/1022 should be used with each Part.../DBU/363. On no account must Parts.../DBU/363 be used singly.
- C Part 4/DBU/362 Recall is part of Telephone No.746R and is not available separately.
- D Parts illustrated which are not listed in the Vocabulary of Engineering Stores, may be requisitioned from the CWMCARN factory, as per TI G3B2506. Sufficient blank buttons for engraving should accompany the requisition.
- E Colour of legend is black unless otherwise stated.
- F Parts 26 and 28/DBU/372 have white markings.
- G Parts 27,29,30 and 32/DBU/372 have red markings.

FIG.4 TELEPHONE No.740

PARTS 1-32/DBU/372
(NOTES D,E,F AND G)



31/... 32/...