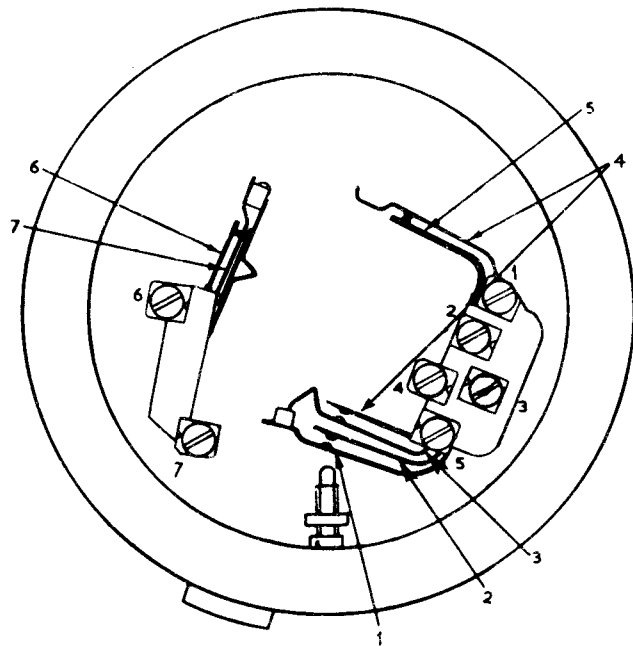


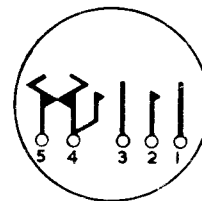
DIALS AUTOMATIC. CONTACT-SPRING AND TERMINAL LAYOUT

TYPICAL REAR VIEW SHOWING NUMBERING OF CONTACT SPRINGS AND TERMINALS OF DIALS AUTO Nos.17,21,22,23,25,28,30,35 & 54 (NOTE 4)

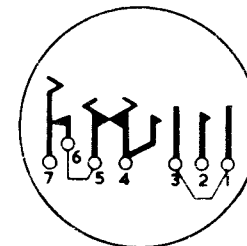


WIRING SYMBOLS.

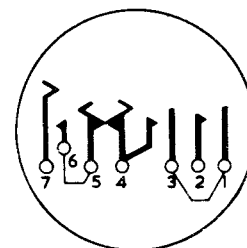
DIALS AUTO Nos.17,21,30, 51-54 (NOTES 1 & 4)



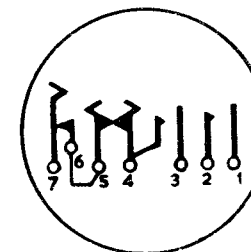
DIAL AUTO No. 22 (NOTE 2)



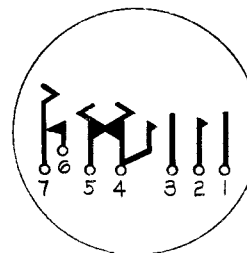
DIAL AUTO No.23 (NOTE 2)



DIAL AUTO No. 28 (NOTE 3)



DIALS AUTO Nos.25 & 35



NOTES :-

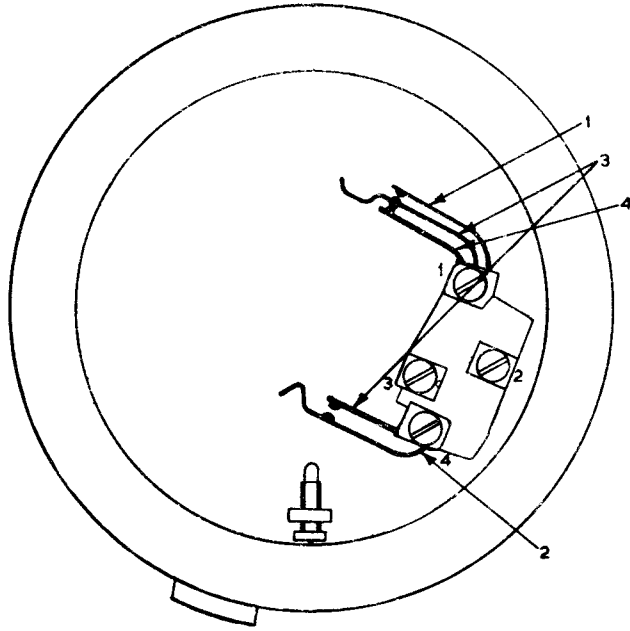
- 1 DIAL AUTO No.21 IS SUITABLE FOR USE IN OBSOLESCEENT 200 & 300 TYPE TELEPHONES.
- 2 SUPPLIED WITH TERMINALS Nos.1-3 & Nos.5-6 STRAPPED.
- 3 SUPPLIED WITH TERMINALS Nos. 5-6 STRAPPED.
- 4 WHEN THE SPRING AND TERMINAL LAYOUT DIFFERS, AS ON THE DIALS AUTO Nos.51-53, THE TERMINALS ARE NUMBERED ON THE DIAL CASE OR DUST COVER.

REFERENCES :-

TELECOMMUNICATIONS INSTRUCTIONS INSTALLATION C 3 M0014
MAINTENANCE E 5 B5202

PD TELECOMMS HQRS	W	ISSUE		
PAPER	W	A	DIAL AUTO No.25 & 35 ADDED. TITLE CHANGED. NOTES AMENDED. MINOR AMENDMENTS. PRW	18-3-77
DISTN:- GENERAL			TD7-1-1	22-11-74

REAR VIEW SHOWING NUMBERING OF CONTACT SPRINGS
AND TERMINALS OF DIAL AUTO No.24



WIRING SYMBOL
DIAL, AUTO No.24

