

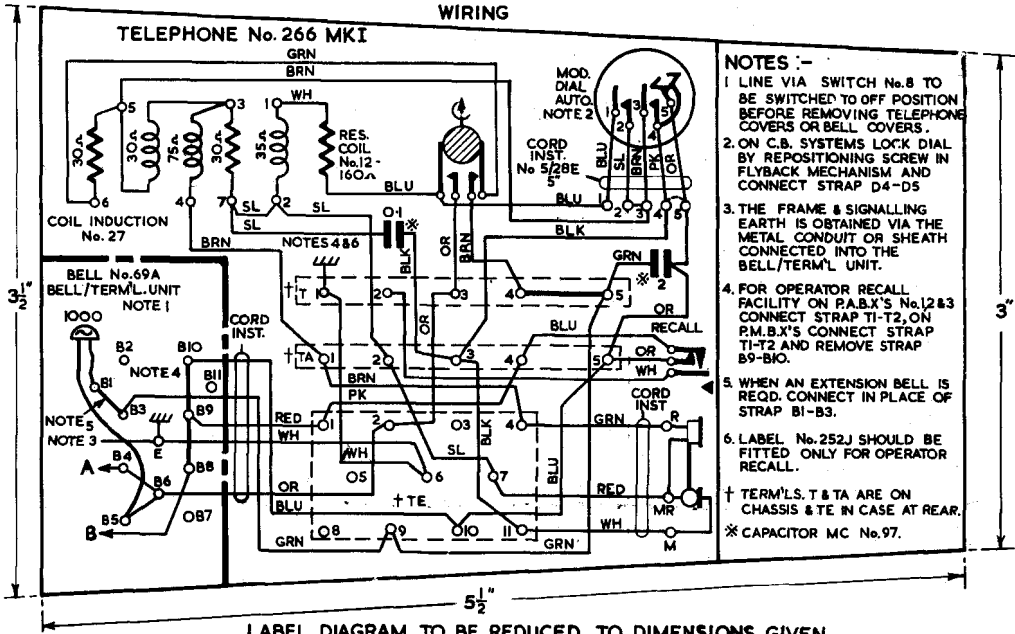
TELEPHONE No. 266, MARK I & II TABLE TYPE & BELL No. 69A

N 366

FOR USE IN SITUATIONS OF OCCASIONAL HAZARD FROM EXPLOSIVE OR FLAMMABLE MIXTURES. (GPS IIa & b.)
E.I. TELES. STN'S Z3013 REFERS. CB & AUTO SYSTEMS.

4 PANELS-1
9-10-57

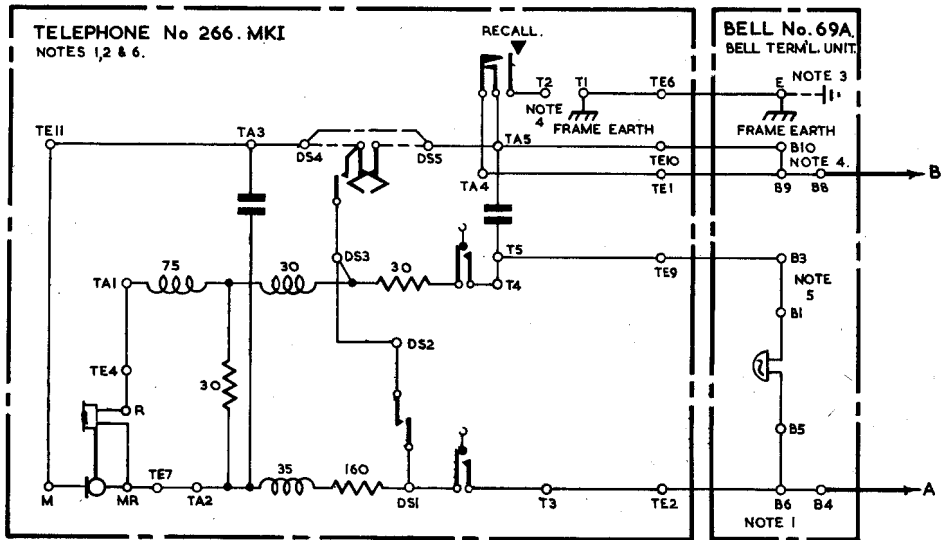
WIRING



N 366.

4 PANELS-2

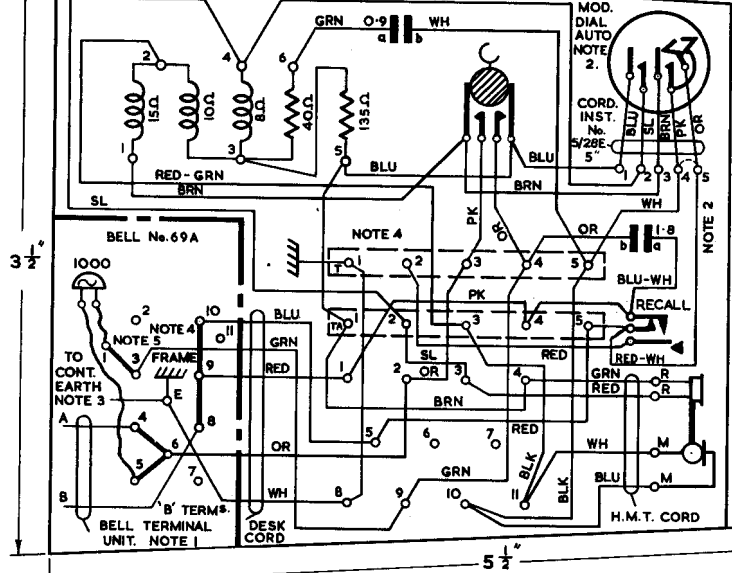
EXPLANATORY.



TELEPHONE No. 266, MARK I & II TABLE TYPE & BELL No. 69A N366

FOR USE IN SITUATIONS OF OCCASIONAL HAZARD FROM EXPLOSIVE OR FLAMMABLE MIXTURES. (GPS II a & b) 4 PANELS - 3
E. I. TELES. STN'S Z3013 REFERS. CB & AUTO. SYSTEMS. 9-10-57

TELEPHONE No. 266MK II WIRING



NOTES :-

1. LINE VIA SWITCH No. 8, TO BE SWITCHED TO OFF POSITION BEFORE REMOVING TELEPHONE COVERS OR BELL COVERS.
2. ON C.B. SYSTEM, LOCK DIAL BY REPOSITIONING SCREW IN FLYBACK MECHANISM, AND CONNECT STRAP D4 - D5.
3. THE FRAME AND SIGNALLING EARTH IS OBTAINED VIA THE METAL CONDUIT OR SHEATH, CONNECTED INTO THE BELL/TERMINAL UNIT.
4. FOR OPERATOR RE-CALL FACILITY ON P.A.B.X's No. 1, 2, & 3. CONNECT STRAP T1-T2. ON P.M.B.X's CONNECT STRAP T1-T2 AND REMOVE STRAP B9-B10.
5. WHEN AN EXTENSION BELL IS REQUIRED, CONNECT IN PLACE OF STRAP B1-B3.
6. LABEL No. 252J SHOULD BE FITTED ONLY FOR OPERATOR RECALL.

MADE 4 PANELS, MK II ADDED

3 1/2"

3"

5 1/2"

LABEL DIAGRAM TO BE REDUCED TO DIMENSIONS GIVEN

R

N 366
4 PANELS-4

