


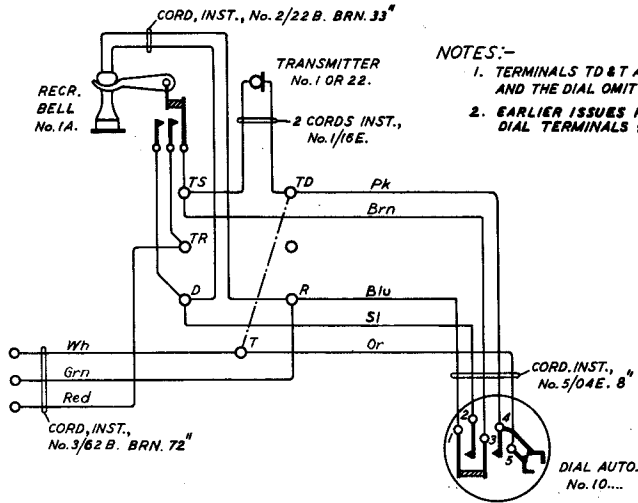
TELEPHONE No. 150.... (MARK 234).

FOR USE WITH BELL SETS No. 1 OR 25 ON C.B. & AUTO SYSTEMS ON DIRECT EXCHANGE LINES ETC. (SEE N 4200 FOR CONNEXIONS).

N 250
22-8-24



				V.I.S. F.	2153 D	1 G.
NOTE 2 ADDED.						
Redrawn, was 2 panels.						
See superseded tracing						
Amendment.						

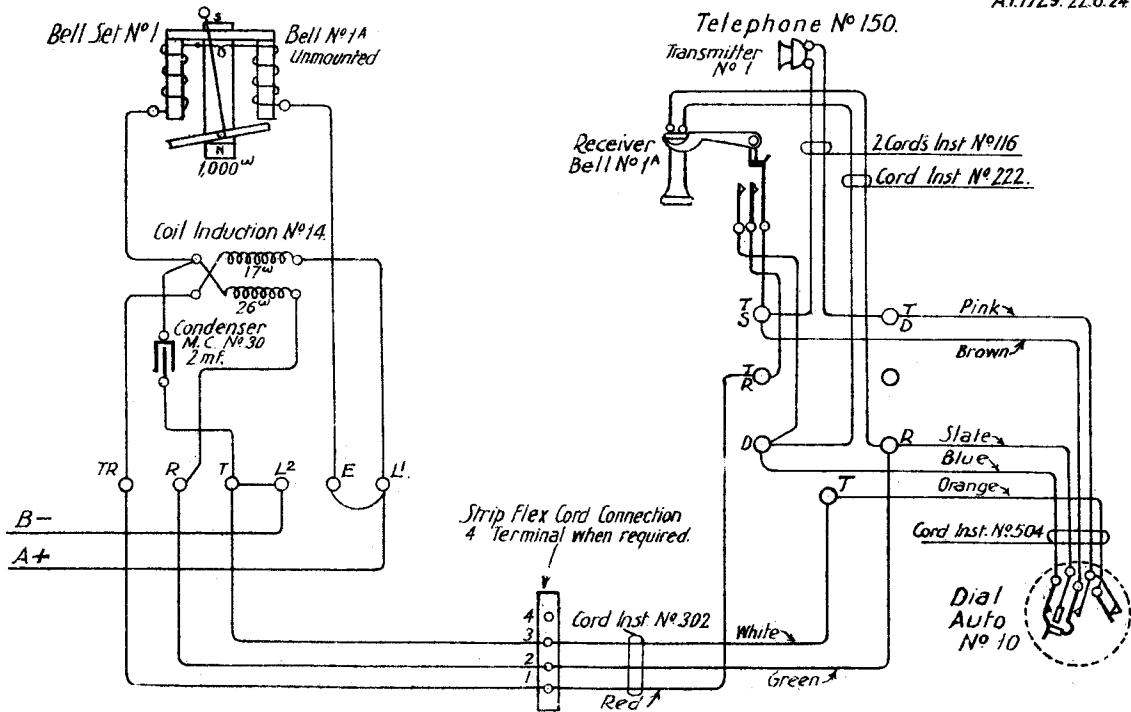


NOTES:-

1. TERMINALS TD & T ARE STRAPPED FOR C.B. WORKING AND THE DIAL OMITTED.
2. EARLIER ISSUES HAD THE CONNEXIONS TO DIAL TERMINALS 1 & 2 REVERSED.

TELEPHONE N° 150 (Mark 234).

N. 250.
AT.1729. 22.8.24



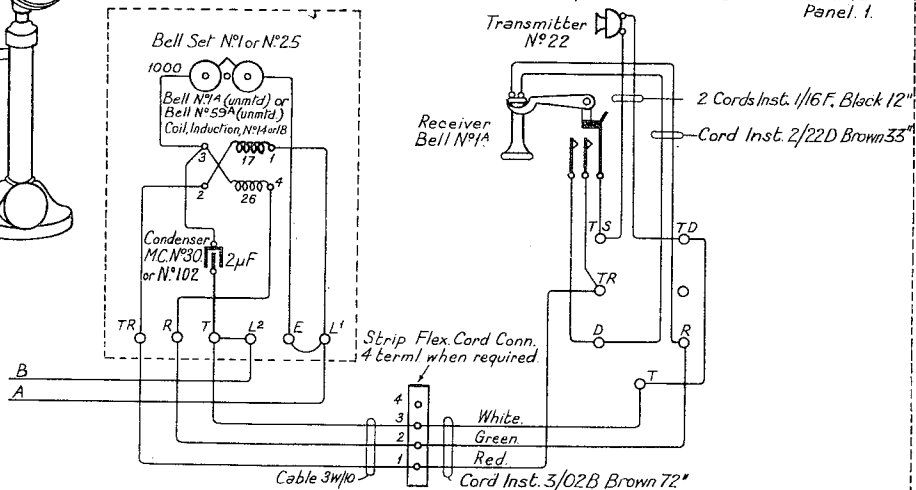
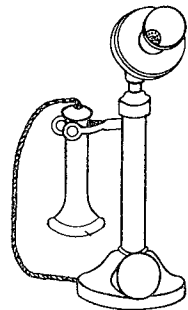
TELEPHONE N°150 C.B. (Mark 234).

With Bell Set N°1 or N°25

N.250.^C

Telephone N°150 C.B.

20-11-29
Panel. 1.




Notes:-

- (1) Remove strap between L¹ & E when Extension Bell is fitted.
- (2) For conversion to Automatic System, remove Dial Automatic Dummy N°2, remove strap between terminals TD & T, fit Dial Automatic N°10... and connect Cord Instrument 5/04 E 8" as shown for Telephone N°150... Diagram 250^C Panel 2.
Remove Label N°43 and, where necessary, fit Label N°43C.

CIRCULATION
GENERAL

C	B	A
9/10/36		10/13/36
Titles of apparatus brought up to date		
Redrawn and amended		
AMENDMENT		



TELEPHONE N°150... (Mark 234.)

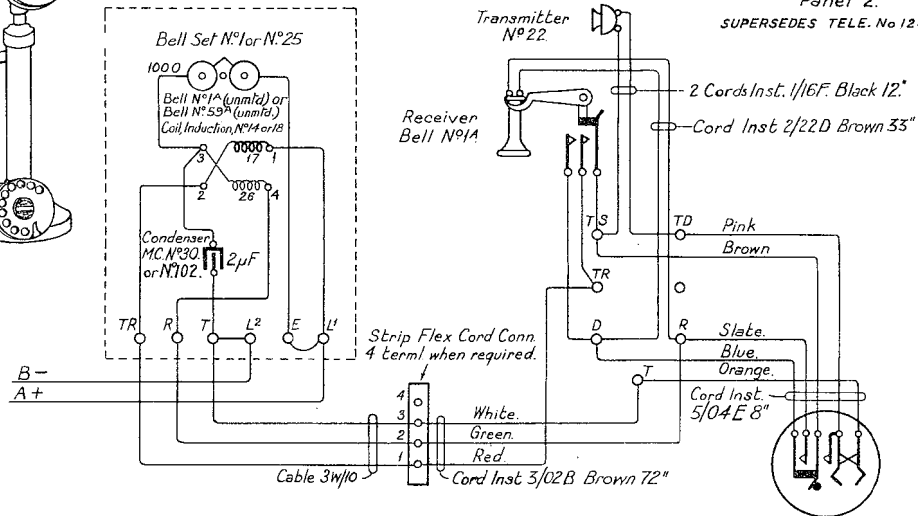
With Bell Set N°1. or N°25

N.250^c

22-8-24.
Panel 2.

SUPERSEDES TELE. No 124

Telephone N°150.

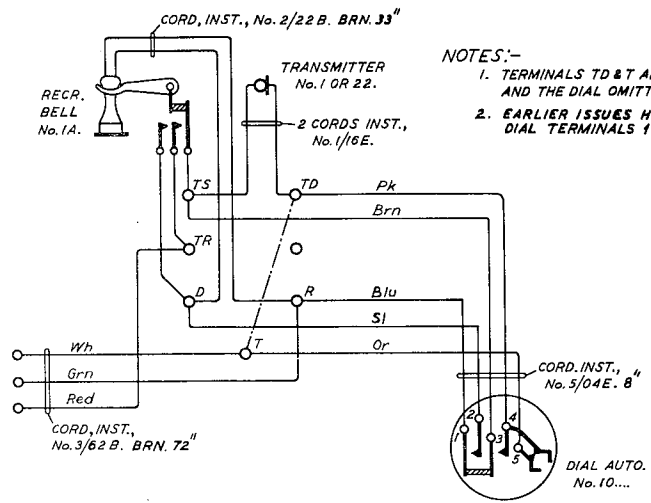



W

TELEPHONE No. 150.... (MARK 234).
FOR USE WITH BELL SETS No. 1 OR 25 ON C.B. & AUTO
SYSTEMS ON DIRECT EXCHANGE LINES ETC.
(SEE N 4200 FOR CONNEXIONS).

N 250
22-8-24

NOTE Z ADDED.
Redrawn, was 2 panels.
See Super-seeded Drawing



- NOTES:-**
1. TERMINALS TD & T ARE STRAPPED FOR C.B. WORKING AND THE DIAL OMITTED.
 2. EARLIER ISSUES HAD THE CONNEXIONS TO DIAL TERMINALS 1 & 2 REVERSED.