

AUTOMATIC SYSTEM.

2 PARTY LINE EXTENSION WORKING.

SELECTIVE METERING SCHEME

MAIN "Y" - WALL SET.

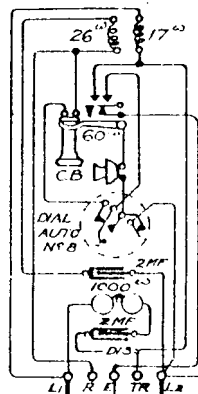
EXTENSION N°1 - TABLE SET.

EXTENSION N°2 - WALL SET.

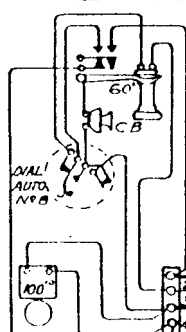
N236

Transposed from N1501

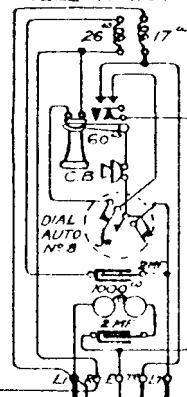
EXTENSION N°2.
TELE: N°113.



EXTENSION N°1
TELE: N°136.



MAIN SET "Y"
TELE: N°113.



BELL N°56^A
SEE NOTE 1.

BELL N°56^A
SEE NOTE 1.

PRESS BUTTONS G

SEE NOTE 2.

B(-)
TO EXCH
A(+)

NOTE: - 1. IF LINE RESISTANCE PREVENTS SATISFACTORY OPERATION OF BELL N°56^A, AN EARTH RETURN MAY BE USED. NOTE: - 2. IF MORE CONVENIENT, A LOCAL EARTH MAY BE USED.