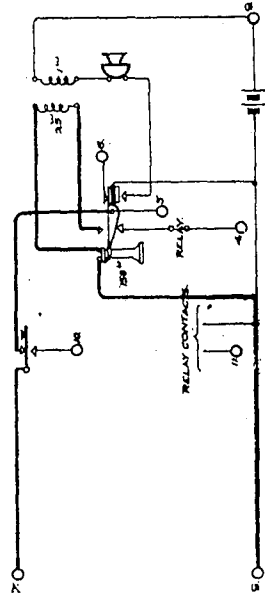
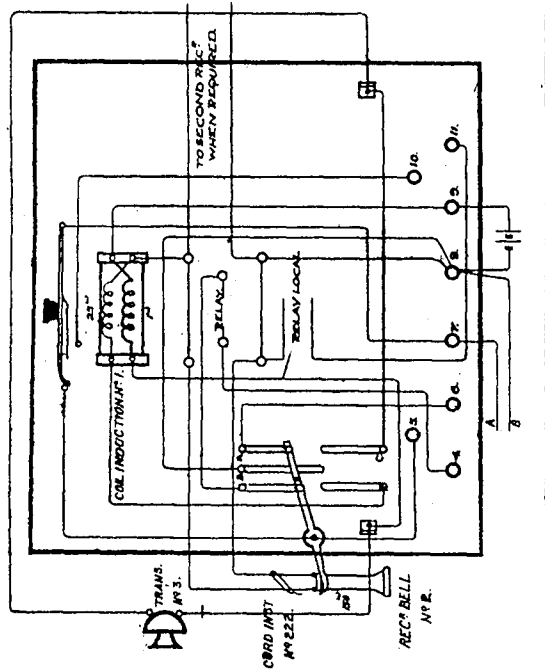


TELEPHONE N 21.

N.121

C.B.5-4-8.

28 3 17.



APPARATUS SCHEDULE.

Telephone No. 21. The title includes Cord, Flexible, No. 222; Coil, Induction, $\frac{25}{1}$; Receiver, Bell; and Transmitter, Deckert, or Inset, Ebonite, Complete.

Bell, Magneto, 100 ohms.

Generator, Bracket, 3 terminals.

Battery, Leclanché, Agglomerate, 6-block, 2-cell, No. 1.

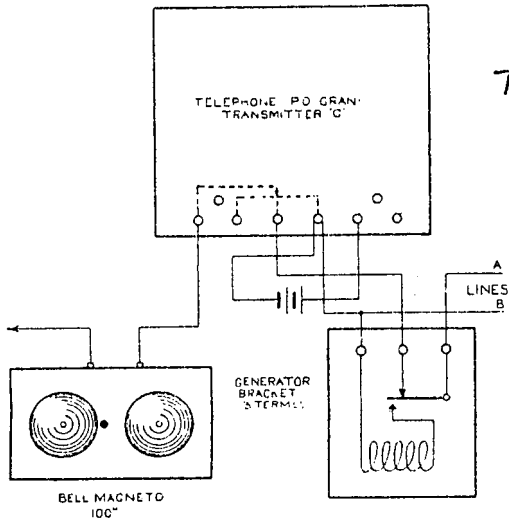
Arm, Bell Receiver	} for second Receiver if required only.
Receiver, Bell	
Cord, Flexible, No. 222	

This Figure shows the method of connecting up a P.O. Telephone set for C.B.S. working generally. In the ordinary case, however, the Generator is omitted, the A and B lines being led direct to terminals 4 and 5 respectively of the Telephone.

The combination given above is now available mounted, under the description "Telephone No. 25." The Case provides accommodation for a Speaking Battery of 2 Cells, 2-block, Agglomerate, Complete.

Text accompanying
Plate 89 from
1909 Red Book
Tele PO GT C

FIGURE 1.



= N/21

FIGURE 2.

1/2

