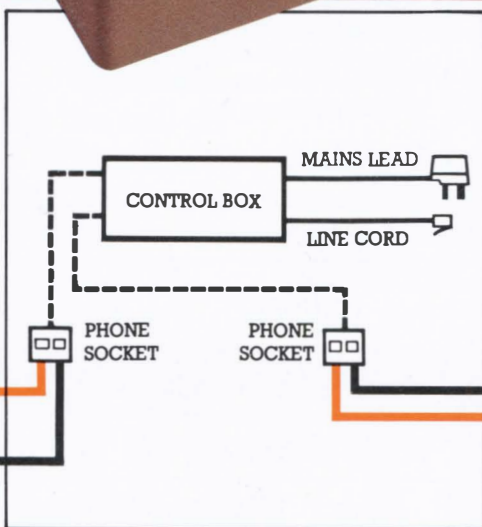


TWIN SET

Designed and
manufactured by




APPROVED
for connection to
telecommunication
systems specified
in the instructions
for use subject to
the conditions set
out in them.



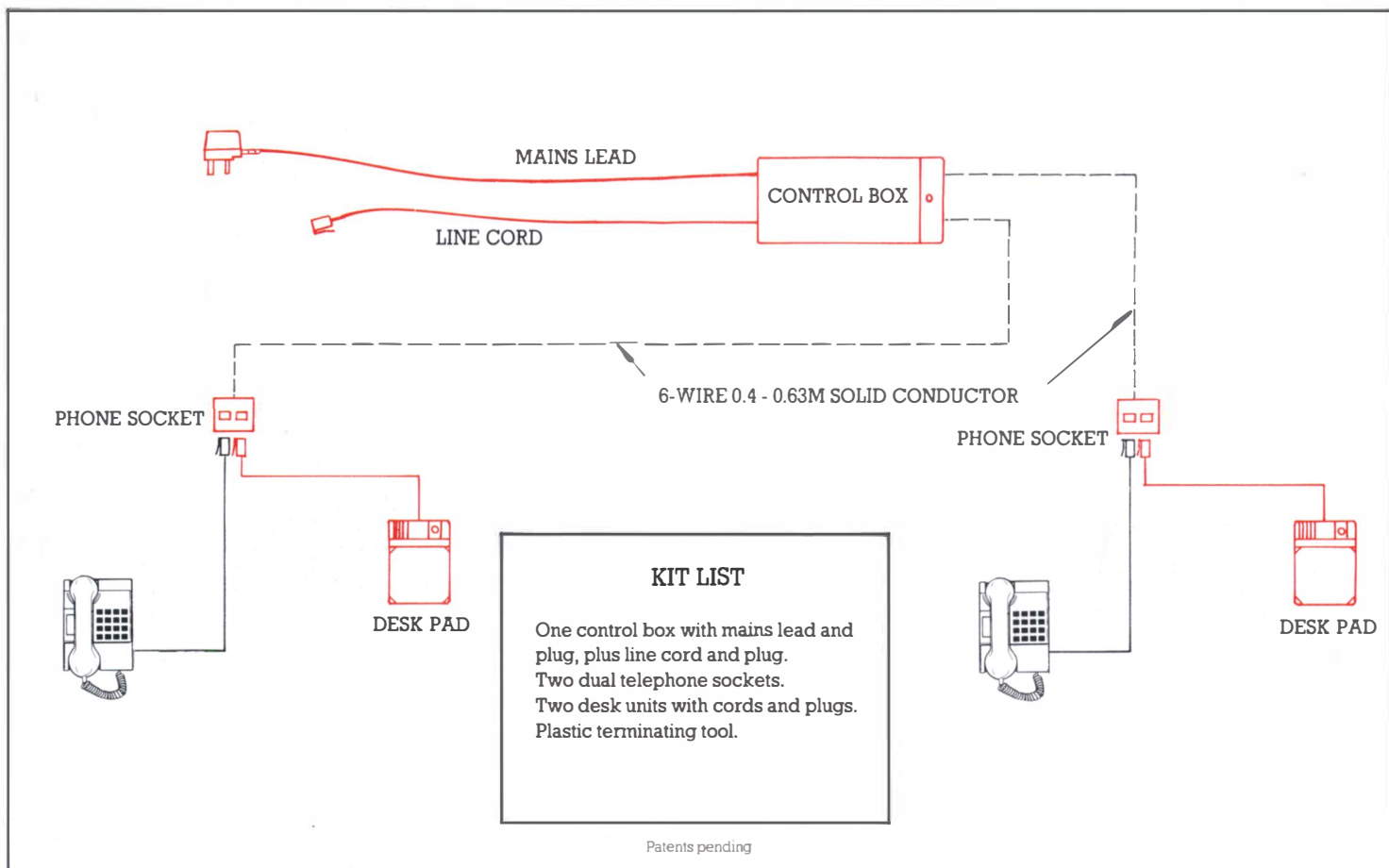
TWIN SET

Designed and
manufactured by



Twin Set is ideal as an executive/secretary link; for the small business, or domestic environment.

Simple installation uses 6-wire standard 0.5mm SOLID conductor.



- Approved by OFTEL for D.I.Y. Installation
- Public exchange priority override
- Uses your approved telephones
- Call, hold, transfer, intercom
- Single line or PABX use
- Single button operation

Electronic one-line: two-extension system

DATA

At each telephone position there is a wall mounted dual telephone socket box and a local operating control pad which may be loose on desk or wall mounted.

The connection from the central control box to the local dual socket boxes is to be made in 6 - wire cables.

The mains powered central control unit plugs into the telephone master socket. The central control unit is fitted with two leads; one terminating in a plug for connection to the mains power supply, the other terminating in a plug for connection to the telephone master socket.

The Twin Set control box line cord is terminated in a plug which can be BT type or Western Electric modular plug.

The socket box for jack sockets can be BT type or Western Electric modular.

Please specify which system is required.


OPERATING INSTRUCTIONS

Incoming Calls

An incoming call will ring both phones and either can answer.

Call Transfer

Press the button which puts the call on hold and buzzes the extension. When the extension answers, both stations can converse privately. Either extension pressing the button again re-connects the



outside line to both extensions. Either party can hang up, leaving the remaining station connected to the outside call.

Intercom Use

To make an intercom call, press the button then lift the handset. Both buzzers sound until the second handset is lifted. If the intercom circuit is in use when an incoming call is received, the control pad buzzer and light at both stations will operate. To accept the call, one station presses the button. The incoming call will then be connected to both phones until one party hangs up.

Calling Out

Either party can lift the handset and dial out. Both lights are on when the outside line is in use.

**TWIN
SET**

Designed and
manufactured by





**Austin Taylor Electrical Limited,
Bangor, North Wales LL57 3BX. Tel: Bethesda (0248) 600561. Telex: 617092**