



British
TELECOM
Journal

Summer 1983 Volume 4 Number 2
Price to BT staff 30p



Special preview
see pages
15-17



Making light conversation on the phone.

Working at the speed of light is nothing new for Plessey.

Plessey scientists, designers and engineers have been developing new fibre optic telephone transmission for over a decade, combining the technologies of digital multiplexing, line systems, opto-electronic devices and optical fibre connectors to create optical fibre transmission systems second to none.

Plessey was responsible for the first optical fibre test route in Britain—between Maidenhead and Slough.

And completed the 17km cable for British Rail between Birmingham International and Coventry in 1981—the first UK optical link operating along electrified track to meet international telecommunications standards.

In 1982 they opened the longest link in Britain—the 204km between London and Birmingham.

258 systems, or more than 55 per cent of all optical

fibre systems ordered by British Telecom for installation in the UK public network, have been awarded to Plessey Telecommunications Limited. 14 have already been completed and are carrying traffic.

And in Saudi Arabia, Plessey has been awarded the subcontract for the supply of 34MBit/s terminal and line equipment to the central region of the Saudi Consolidated Electric Company.

To find out more, contact: Transmission Division, Plessey Telecommunications Limited, Beeston, Nottingham, United Kingdom, NG9 1LA.

Tel: Nottingham (0602) 254831, Ext. 3542. Telex: 37201.



PLESSEY
telecommunications

We have the answer!

**Cableways design,
manufacture and install
telephone exchange
ironwork.**

**Contact them whatever you
want and wherever you are:**

- * to design your telephone
exchange layout**
- * to manufacture all forms of
cable distribution and
support ironwork**
- * to install that equipment**

**A complete service from
Cableways will save you
money, time and effort.**

Mr G Streets
Sales Director
Cableways Limited
Oldends Lane
Stonehouse
Glos
GL10 3RQ

Tel: (045 382) 4341
Telex: 43456



NAME

ADDRESS

Cableways have BT approval for this service and authorised release
for this equipment.

BT3

FROM HERE



STC'S REMOTE LINE TESTER

TO ETERNITY



CAN CHECK SUBSCRIBER'S LINES REGARDLESS OF DISTANCE.

From London to Edinburgh.
From Lands End to John O'Groats.

Or from Clapham Common to
Tooting Bec.

STC's new RLT, or Remote Line Tester, can locate and identify faults on a subscriber's line or telephone (even coinboxes, or subscriber's private meters), from any distance via the telephone network regardless of transmission medium.

Automatic routing facilities can take place overnight by simply programming the central controller.

This operates on a network of unmanned Remote Units in telephone exchanges in the test areas.

Moreover the RLT has a print-out facility available on demand for all lines falling outside of pre-set BT standards.

The logical sequence of operations with STC's RLT means that little retraining of test operators is needed.

British Telecom set STC the problem of designing equipment which would improve the efficiency of STC's universally used machinery.

And the STC's Remote Line Tester was the answer.

If you would like to know more about the STC RLT, please ring us on 01-368 1234, or write to:
STC Telecommunications Ltd,
Information Terminals Division,
Oakleigh Road South, New Southgate,
London N11 1HB.

STC

STC Telecommunications Ltd.

SDS

setting new standards in relay technology

Worldwide

DRC relay
Smallest, high efficiency, changeover reed relay with built in ic/capacitor switching

RC relay
First with a monostable relay to have zero energy switching

DS relay
First with a high efficiency stored energy miniature relay

R relay
First to have a changeover reed relay with plastic hermetical sealing and reed encapsulation

S relay
First with a 4 contact miniature relay to have a switching range between 1 nW and 1 kVA

DR relay
First with a mono or bistable changeover reed relay to have a pull-in voltage independent of temperature

IC for capacitor switching
First with a monolithic IC to save up to 99.9 percent of power consumed during monostable switching

SPC relay
First to have a cool operating heavy duty power relay with bilaterally guided contacts

TS relay
First with a 4 contact miniature time relay for switching 1 nW to 1 kVA

TR relay
First to have a time relay with no "first cycle effect"

VS integrated circuit
First with a monolithic IC to change a bistable relay into a latch relay

K relay
First with a clapper plunger-armature relay to have 15 design features that increase reliability by a factor of 100


ST relay
First with a miniature heavy duty power relay to have a frictionless armature movement

S-NS socket
First with an active socket to have IC/capacitor switching capability

SDS RELAIS

SDS-RELAIS LIMITED · 17 Potters Lane · Kiln Farm · GB-Milton Keynes MK11 3HF · Telephone (0908) 567725 · Telex 826685

The Cable Company



Quality cables for all electrical, electronic, computer, audio, video and communications applications from a single source – that's NEK.

Supplying major manufacturers in all these product areas, we have invested £3.5m in plant and equipment to serve the UK market.

This is just one stage of expansion for A/S Norsk Elektrisk Kabelfabrik. We were the first cable manufacturers in Norway, established 70 years ago, and since then our expansion has been continuous. Our advanced automated production techniques include many processes which have been developed for specific product needs. Specialised research facilities cover new products, new materials and new production processes.


NEK. Your cable specialists.

- *Telephone Cable
- *Computer Cable
- *Multicore Cable
- *Coaxial Cable
- *Triaxial Cable
- *C.A.T.V. Cable
- *Broadcasting Cable
- *Ships Cable
- *Microphone Cable
- *Audio Cable
- *Mains Flexibles

NEK (UK) Limited, 2a Desborough Avenue,
High Wycombe, Bucks.
Tel: 0494 447024



British Telecom Cool it with JNLX



The JNLX all steel integrated ceiling system from John Noad (ceilings) Limited was developed in conjunction with British Telecom for cooling System X, and there are now numerous installations proving the efficiency of the system.


Its exclusive design combines the advantages of high quality materials and short programme times, with high cooling capacity and versatility of installation — utilising the tried and proven JNL air supply slots.

JNLX is also available with lighting fittings (modular or linear), and the steel trays are available in a wide range of durable electrostatically applied zinc powder colour finishes to complement the working environment.

FOR MORE DETAILS CONTACT:

JNL JOHN NOAD
(ceilings) LTD

218 New Road, ASCOT, Berks SL5 8PT. Tel. No. Winkfield Row (0344) 884831 & 882070.



It's 1983. Has anyone told your telephone?

Your telephone is so much a part of your business that it's very unlikely you've stopped to consider it.

And chances are your telephone system is operating in much the same way as business telephones have for twenty years.

So you may not be aware of just what a modern system could do for you.

We're Thorn Ericsson. One of the market leaders in communications.

We make and sell a range of business telephone communications systems that use the very latest technology. From relatively small units with ten lines or less to massive 12,500 line exchanges capable of handling speech and data simultaneously at ultra high speed.

They have one thing in common.

They all add value.

So much so that they will pay for themselves very quickly indeed. In greater efficiency. And substantial savings on your phone bill.

You'll find a superb example in our Diavox 824 System. An electronic office communication system that brings the latest in business efficiency to the smaller company.

You can use Diavox 824 as a straightforward operator-controlled system.

As a key system with no operator. As an executive/secretary system. As a call distribution system. Even a combination of these.

If you are considering an office move, the need to discuss a new telephone system is obvious.

We believe, however, we can show every business how our telephone systems can make a positive difference to the way it works.

One that can be measured in £s.

The coupon is the first step.

To: THORN ERICSSON Ltd., Viking House, Foundry Lane, Horsham, West Sussex RH13 5QF.

Please tell me more about the 12 line 24 Extension Diavox 824 System Internal Direct Speech Intercom Systems Larger PABX Systems Staff Location Systems

NAME _____

COMPANY _____

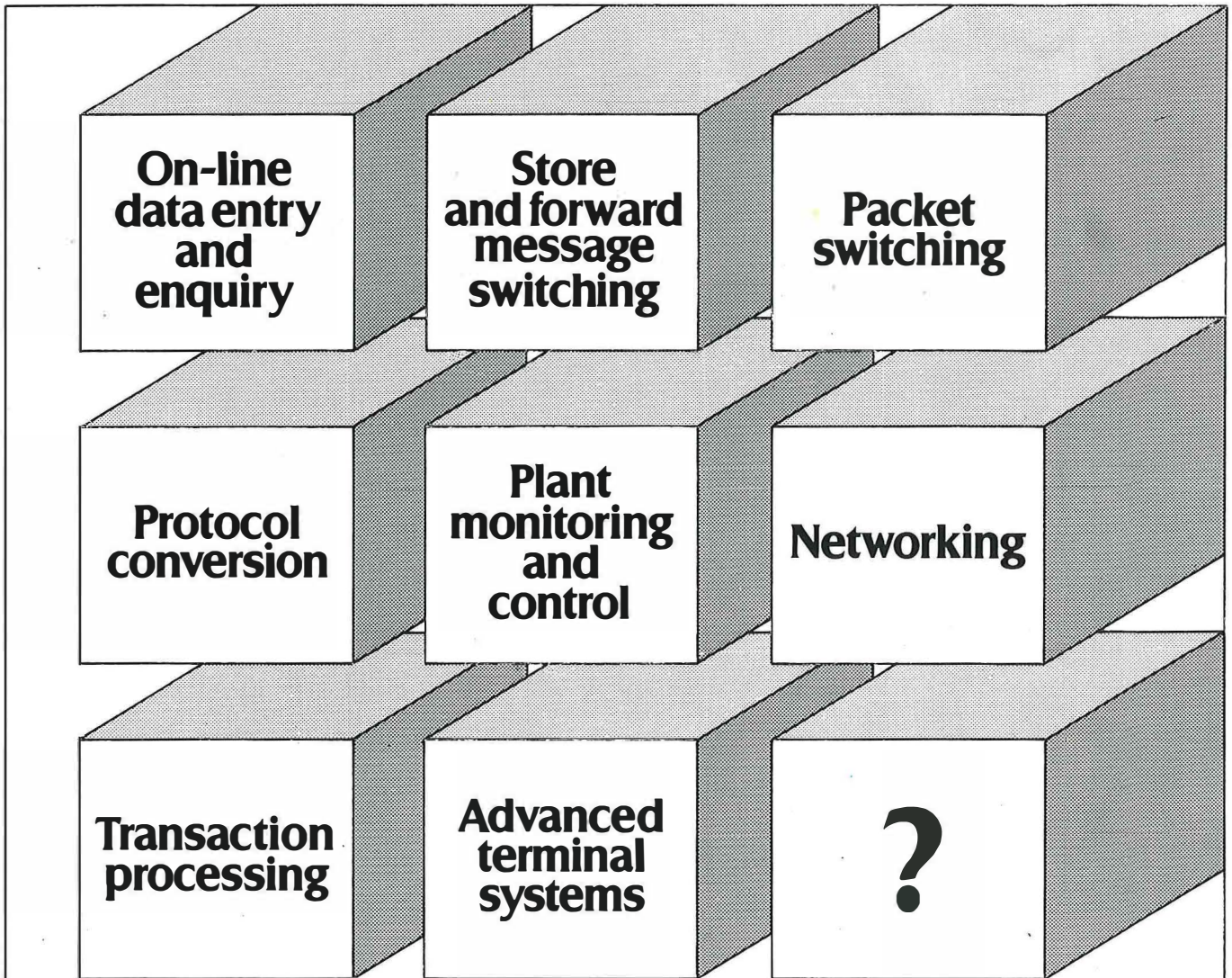
ADDRESS _____

APPROVED
for use with telecommunication systems run by British Telecommunications in accordance with the conditions in the instructions for use.



THORN ERICSSON
Partners in Communication.

BTJ8/83



Data Communications. The complete package from Ferranti.

Wherever industry has demanded innovation in data communications, Ferranti have provided the answers –

From advanced multi-processor hardware and software to the complete turnkey system.

Ferranti deliver on-line data entry and enquiry, store and forward message switching, packet switching, protocol conversion, plant monitoring and control, networking, transaction processing, advanced terminal systems and more.

In data communications, Ferranti

have the product and the experience.

Talk to us, we can help.

Post to Information System Sales,
Ferranti Computer Systems Limited, Simonsway, Wythenshawe,
Manchester, M22 5LA, England.
Telephone: 061-499 3355 Telex: 668084

Name _____

Position _____

Company _____

Address _____

BTJ 8/83

FERRANTI
Computer Systems

Electronic Assembly Facility

Gardners

Gardners

Gardners

Gardners

Gardners

Gardners

Wound Components

Audio Transformers

Power Supplies

Converters

Inverters

Def. Stan. 05-21 approved.
Capability Approval to BS9720

Gardners



Gardners Transformers Limited, Somerford Road,
Christchurch, Dorset BH23 3PN, England.
Tel: Christchurch (0202) 482284 Telex: 41276

Only Answercall give you all the right answers

- A complete range of telephone answering machines ideal for business, domestic and social use – select from our four models.
- Twin tapes – one for recording your outgoing personalised announcements and another for incoming messages.
- Two remote control models that allow you to call your machine from any telephone in the world and playback your messages.
- Voted 'BEST BUY' in all independent market surveys.

- Cheaper to buy **outright** than rental companies' **annual** charges. Full guarantee and service back-up.
- Over 100,000 sold in the UK.
- Available from Answercall's national distributor network, larger branches of W.H. Smith & Boots, Harrods and Xerox Stores.

Today's most widely used Telephone Answering Machines



ANSWERCALL

TRUSTED TELEPHONE TECHNOLOGY

Zegna House, Kangley Bridge Road, London SE26 5AH 01-659 1133

BTJ

- Please send me your literature
- I would like a FREE demonstration

Name _____

Tel No. _____

Address _____

Approved for use with telecommunication systems run by British Telecommunications in accordance with the conditions in the instructions for use.

**ALL FOR ONLY
£159 to £259**

Find out more
today-cut coupon
or ring **01-659 1133**

Introducing a micro that other power m look up to.

Take the new 6960 Power Meter from Marconi Instruments for example.

With the 6910 sensor specially calibrated for cal factor and linearity, it provides unrivalled accuracy, speed and sensitivity of operation. In addition, it also incorporates a comprehensive range of built-in features that enable even the most complex measurements to be taken at the press of a button.

Facilities include full auto range, auto calibration and a unique auto zero circuit which provide ease of operation and virtually eliminates zero carry-over errors, all this with full GPIB.

Up to 9 complete instrument settings can be stored in the 6960's non volatile memory with recall simply a matter of depressing a key on the front panel.

And such sophistication doesn't cost a fortune. The 6960 is actually less expensive than many of those old style Power Meters that create as many problems as they solve. And other sensors will be available soon.

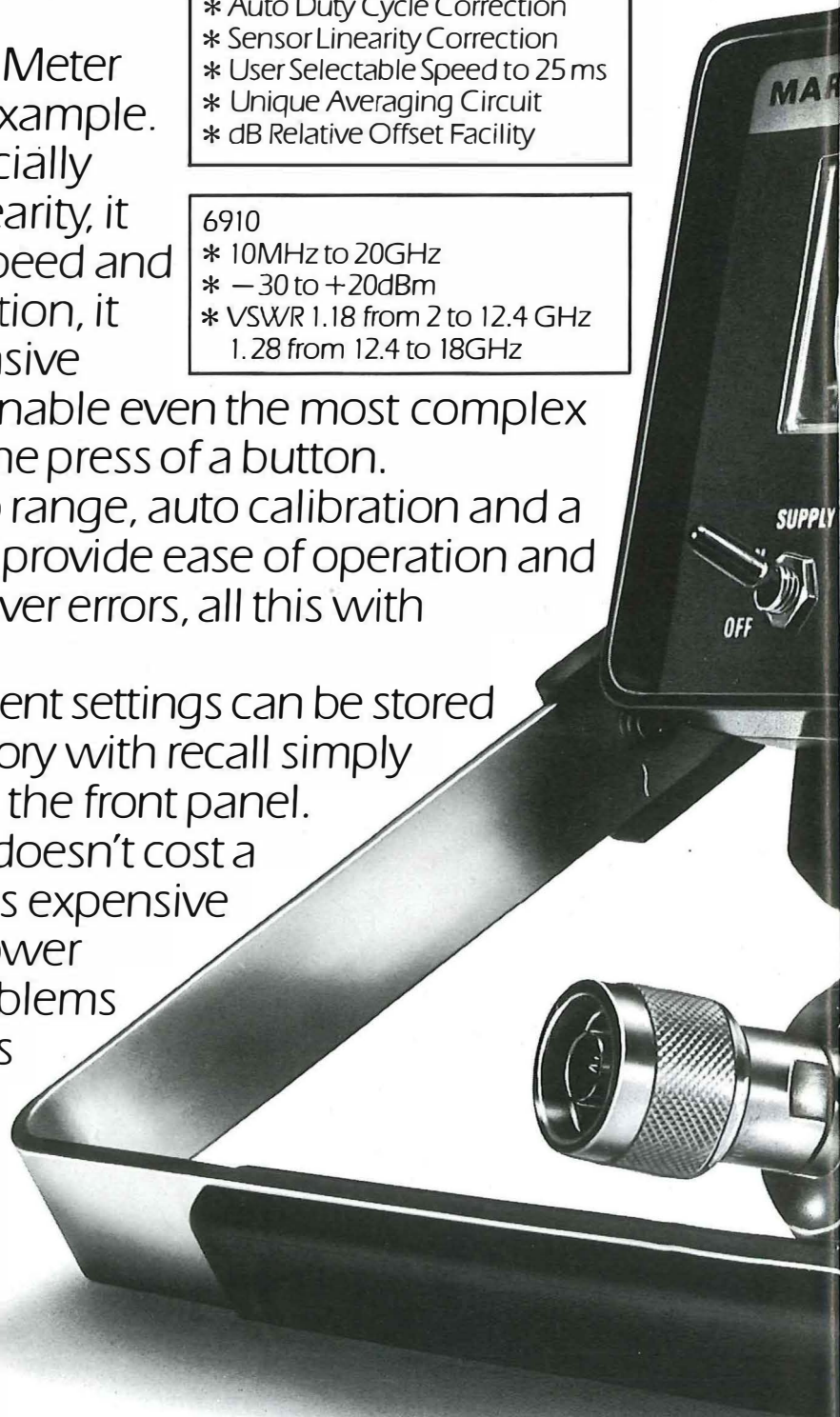
Why not call for more information today?

6960

- * 0.5% Accuracy
- * Auto Duty Cycle Correction
- * Sensor Linearity Correction
- * User Selectable Speed to 25 ms
- * Unique Averaging Circuit
- * dB Relative Offset Facility

6910

- * 10MHz to 20GHz
- * -30 to +20dBm
- * VSWR 1.18 from 2 to 12.4 GHz
1.28 from 12.4 to 18GHz



UK: Longacres, St. Albans, Herts. AL4 0JN

Telephone: (0727) 59292 Telex: 23350

Fax: (0727) 57481

FRANCE: (1) 687-3625 • W.GERMANY: (089)845085

wave performance eters will



GOOD, SOUND COMPONENTS.

RECEIVER & TRANSMITTER INSETS

Receiver B.P.O. Insets No. 4T, 3T & 3U

Transmitter B.P.O. Inset No. 16

Available also is a comprehensive range of Rocking Armature Receivers & Microphones manufactured with impedances to suit all applications.

HEADSETS/HEADGEAR

Full B.P.O. range for all applications:

Operators Headset No. 1

Operators Headset No. 2

Receiver Headgear No. 16T and 16U

Receiver Headgear No. 16T and 16U double

Supplied in black and grey, with or without plug and lead.

RECEIVER WATCH BT

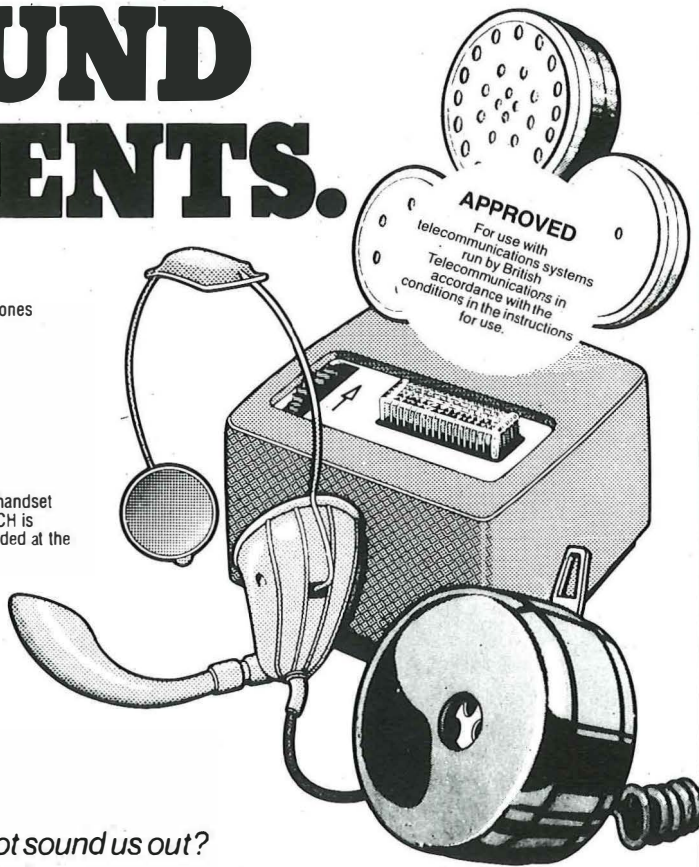
The RECEIVER WATCH is an extension receiver but has numerous other uses as a handset extension in high noise areas and also for the hard of hearing. The RECEIVER WATCH is supplied with coiled lead and switched out of circuit when replaced on a hook provided at the rear of the telephone.

SPEAKERSET 2 (Amplifier and Loudspeaker No. 5)

This compact unit amplifies incoming speech sufficiently for it to be heard by a group of people in conference situations. It is particularly useful for anyone wanting both hands free while waiting for a call to be answered.

CONTINUITY TESTER

The 165A RESISTANCE CONTINUITY TESTER is manufactured to B.P.O. Spec No. S982A, has pocket and lanyard clip, is infinitely strong and fused to protect against live circuitry up to 100 volts R.M.S. Extensively used by the British Post Office and supplied with test leads, they have interchangeable test probes and fine wire crocodile clips. It is of modern pocket-size design, distinctly audible and operates from an easily replaced PP3 battery.



A.P. Besson Ltd. *Why not sound us out?*

St. Joseph's Close, Hove, Sussex BN3 7EZ. Tel: 0273 722651 Telex: 877601.

The Mobile Sales Office

Can be used for Samples, Manuals, Paperwork, Merchandising Filing etc.



Just one of many specialist cases from TOPPER

Topper Cases Ltd, St Peter's Hill, Huntingdon, Cambs, tel (0480) 57251/50671/50672 telex 32389



Topper Cases

Makers of BT approved cases for Kinsman, Merlin, Herald, Cheetah, Puma, PCB carrying case, Potel 20A, 18A and 28A. Gas indicator MIC 5 and carriesafe cases for Oscilloscope and TV Monitors.

Topper Cases Ltd, St Peter's Hill, Huntingdon, Cambs. tel (0480) 57251/50671/50672 telex 32389 TOPPER G

TELECOM 83
STAND 2-173

CASE DCX 850

Multinode switching multiplexer

DCX 850 is a true multinode switching multiplexer, capable of operating synchronously or asynchronously. When DCX 850 is installed at the



nodes in your network any designated user can access any port or terminal connected to DCX—simply by entering a mnemonic address. DCX supports from four to a staggering 61,000 channels for the largest international networks.

Full networking facilities

Auto-rerouting: should a line fail DCX 850 will automatically find an alternative data path, and provides end-to-end diagnostics and full error protection.

Load balancing: optimising the use of computer resources.

Port selection: providing the user with access to more than one computer.

Contention: where the number of terminals exceeds the number of computer ports.

Protocol handling: IBM or X25, for example.

Protocol conversion: allowing different terminal and computer types to be connected, regardless of protocol.

X25 packet switching

CASE DCX 850 gives you complete control of your network, from central X25 packet switching node to remote statistical multiplexer or X25 pad. It can also link with the CASE MSX message switching system for access to the worldwide telex network, and to CASE Grapevine Local Area Network.

CASE SERIES DCX

As easy as making a phone call

PLUG-IN TO AMPHENOL

LINE JACK UNIT 2 & 3* The plug-in concept is now adapted for use on all new approved telephones and will use the new 6-way Jack. LJ2 is designed and approved to BT Spec S1552 and is available as a surface mount. LJ3 is designed and approved to BT Spec S1553 for use with standard BS 4662 Box Fittings and is available as surface or flush mount.

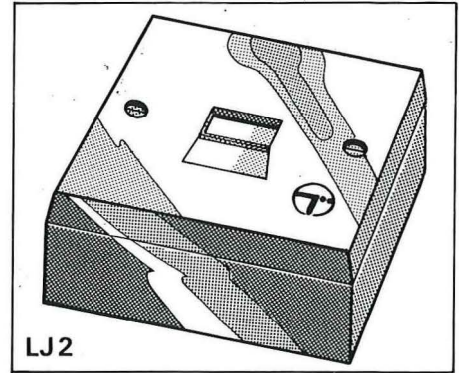
LINE JACK UNIT 4 & 5* are surface or flush mount, designed for use with standard BS Box Fittings. Line Jack Unit 4 is designed and approved to BT Spec S1554 and has two separate circuits whereas Line Jack Unit 5 has dual socket outlets. Jacks are wired in parallel to BT Spec S1555 and will use the new 6-way Jack.

LINE JACK UNIT 6 has been specifically designed for office

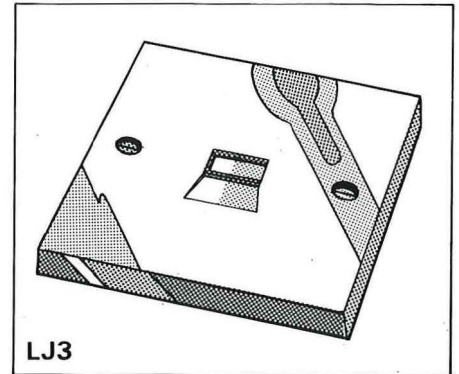
furniture and trunking systems, using the latest BT approved components. The unit can be easily fitted by simply press fitting into a prepared panel 'cut out'. Mastering facilities are available on request.

LJ7B SIX SOCKET OUTLET (Designed for round or flat incoming cables) Master unit with BT 226 connector to couple to incoming cable, six telephone jack sockets and printed circuit board providing six independent master circuits, each with gas discharge tube, bell capacitor and line-test resistor. Individual circuits may be disconnected by removal and storage of a simple connector.

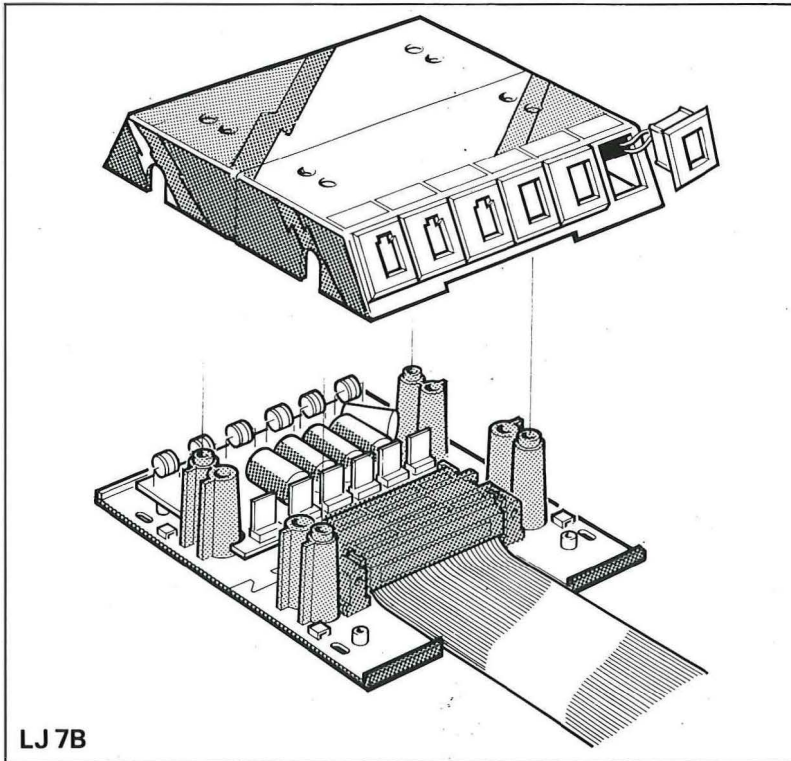
*Circuitry to measure line impedance to ascertain function of circuits with or without the telephone instrument connected is incorporated



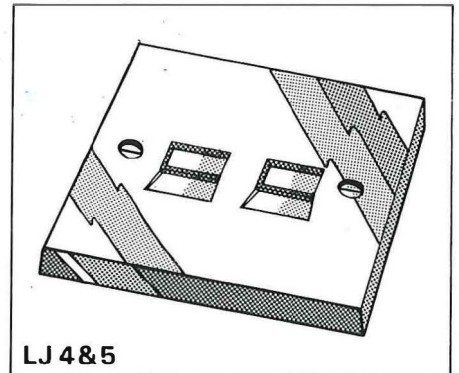
LJ2



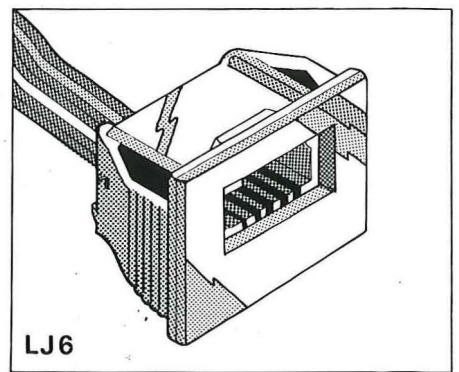
LJ3



LJ7B



LJ4&5



LJ6

AMPHENOL LIMITED

Simmonds Road, Wincheap, Canterbury, Kent CT1 3RA. Tel: 0227 55455 Telex 965059

An **ALLIED** Company

TEST FACTS FROM THE TEST LEADER

Porta Systems is the world leader in Line Testing; the first company to offer Line Condition Reporting systems and the most experienced, serving more than twenty telephone operating companies and authorities.

Our advanced LCR 2000 automates every phase of Repair Service Centre Operation. It instantly tests individual lines, identifying faults as they are reported and determining their precise location. Additionally, it performs overnight test routines of the complete area



subscriber network. And, it mechanizes the posting, filing and retrieval of line records for faster response to en-

quiries and improved subscriber service.

LCR 2000 is highly flexible, readily adaptable to any Repair Service Centre operating procedures, and is simple to use, requiring minimal operator training.

For the complete facts on LCR 2000, and more information on the benefits of automated Repair Service operations, contact: Philip G. Moore, Director of Systems Sales, Porta Systems Ltd., The Parade Frimley Surrey GU 16 5HY. Telephone (0276) 683140

```

DISPATCH POSITION
CO 0200 01 17 82 11:00 LORD T063209 1106
TM 732 9906 SLVR 1200 CS01 PR12 TKN07060
NA J R KELLY

ADD 1062 ATHENS BL APT 204

DST 12 SDST 74 RR 069
CMT AM ONLY
TBL CCO 0TH 11 24
APT 09:00 01 18 82 COM 10:00 01 18 82

S/E 1FR 5000 BLK 5000 CV
CPE 1 EXT
HIST TYP DIS CAS REP CLEAR REPM
    12 91 61 12 20 81 12 22 81 102
    12 91 61 11 03 81 11 04 81 107
    12 41 91 10 17 81 10 17 81 102
LV FAULT RING GRD 2000 OHMS
DISPATCH CABLE

LOG ON OPR102 POS 12
    
```

```

SPIN TEST TIP GRD RING GRD TIP RING
AC VOLTS 0.0V 0.0V 0.0V
DC VOLTS 0.0V 0.0V 0.0V
OHMS RES 9999K 2.000K 9999K
CAP MF 0.058MF 0.067MF .391MF
TBL STATUS 12
    
```

```

DISP 131 DISP TO 213 TM 08:15 01 18
N ACC 10:00 01 18 82
ADV BY 213
CMT
    
```

```

FAULT LOCATION
1=OPEN 2=GRD 3=CROSS 4=SHORT
GA 1=19 2=22 3=24 4=26 5=28
FAULT RESISTANCE .362K OHMS
DISTANCE STRAP TO FAULT 3282 FEET
    
```

LOCAL

SEND

porta systems
LTD.
Leaders in Test Technology.

Visit us at Telecom '83
Geneva, Switzerland
26, Oct. - 1, Nov. 1983
Booth #1.136



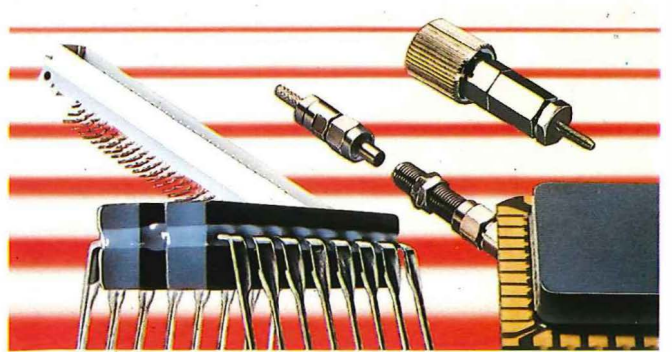
Office of the future



Business exchange



Rural exchange



ICs and connectors



Fibre optics



Data networks

The whole telecoms picture will be there—on the Plessey stand at Telecom 83.

See Plessey digital systems expertise—in the Plessey IBIS integrated business information system for the office of the future, and the third-generation Plessey IDX private business exchange.

Learn about the key role Plessey has in System X for British Telecom's public network. And the Plessey UXD5 rural exchanges.

Total telecommunications at Telecom 83 Stand 4.88

Get new Plessey answers in 30-channel PCM, multiplexing, line equipment—in packet switching, telex, teletex and corporate data networking—in radio systems, connectors, ICs. And see why more than half the optical fibre system contracts for the UK network have been awarded to Plessey.

Get the total Plessey story, at Telecom 83. The Plessey Company plc, Edge Lane, Liverpool, United Kingdom L7 9NW. Telephone: Liverpool (051) 228 4830. Telex: 629267.



PLESSEY

MOBILE RADIO

Farnell offer a broad range of test equipment for measurement, test and alignment work in the v.h.f. and u.h.f. bands



**PORTABLE SIGNAL GENERATOR
PSG520H 100kHz to 520MHz**

- Compact: only 120 x 375 x 345mm
- Portable: run it from 12V d.c. vehicle battery, NiCd cells, or from standard a.c. line
- Synthesized operation
- 100Hz resolution
- SINAD and reverse power protection
- Low cost



**MANUAL OR ATE SIGNAL GENERATOR
SSG520 10MHz to 520MHz**

- Synthesized operation
- 100Hz resolution
- SINAD facility
- Compatible with TTS520 transmitter test set. Combination will test talk-through and duplex systems
- Reverse power protection available
- Modestly priced for performance




**NOT ONE BUT TWO NEW
STATE-OF-THE-ART SIGNAL GENERATORS
1GHz AND 2GHz**

- See them on Stand No. 4-62



test equipment



**TRANSMITTER TEST SET
TTS520 10MHz to 520MHz**

- 10W and 100W versions
- Incorporates many instruments
- Compatible with SSG520
- Useable with other signal generators

We also supply:

- ATE systems (GPIB or HPIL)
- Supporting software for popular microcomputers/controllers
- Modulation meters
- RF millivoltmeters
- Frequency meters
- Power meters
- Power supplies
- General test instruments

To: FARNELL INTERNATIONAL · PUBLICITY DEPT · WETHERBY LS22 4DH · ENGLAND

- Please send me your leaflets
- Please ask your representative to call me

Name _____

Position _____

Company _____

Address _____


Tel. No. _____

BTJ

from  Farnell

FARNELL INTERNATIONAL · WETHERBY LS22 4DH · ENGLAND · TELEPHONE (0937) 61961 · TELEX 55478 FARINT G

COME TO THE STC STAN GET A SNEAK PREVIEW



BUSINESS MACHINES THAT TALK TO EACH OTHER.




SHOPPING BY TELEVISION.

In ten year's time all these services will be commonplace. At this year's

D AT TELECOM '83 AND EW OF TELECOM '93.



INTELLIGENT TELEPHONES.



VIDEO TELEPHONES.

Telecom '83 you can see them while they're still remarkable. **STC**

**IF YOU'RE TALKING TELECOM
MUNICATION·CABLE DESIGN
& NETWORK PLANNING·MAN
UFACTURE·CABLE LAYING·C
ABLE JOINTING·CABLE TERM
INATING·TESTING&COMMIS
SIONING·PROJECT MANAGE
MENT&IMPLEMENTATION**

**THERE'S
REALLY ONLY
ONE WORD
FOR IT...TCL**

Today, TCL could just as well stand for Turnkey Control and Logistics as for Telephone Cables Limited. With 50 years experience under our belt and the diverse resources of the GEC Group to call upon, we have the capability to offer a complete telecommunica-



tions turnkey service – from the planning of a project to the commissioning of circuits. You'll find us knowledgeable and helpful whether you want to talk cable (optical or coaxial) or systems (analogue or digital) . . . on that you have our word.

Telephone Cables Limited, Dagenham, England. Telephone: 01-592 6611 Cables: Drycore, Dagenham Telex: 896216

From high quality standards, to custom-built.



If your needs don't fit into our wide range of standards,
we'll make sure you get exactly what you want.

Custom-built.

We're solving the world's housing problems every day.
Serving the age of a new technology.

Call us now about our custom-built and standard card
frames plus enclosures.

Critchley


Creating new standards, for technology.

Critchley, Brimscombe, Stroud, Gloucestershire, England. GL5 2TH. Telephone: (0453) 882451. Telex: 43194.

FROM MONET, THE ART



OF MASTERING LIGHT.



AND NOW, FROM BICC, THE SCIENCE.

The science of optical communications. One of today's most far-reaching developments. Yet to BICC, it's only half our story. Only part of why we've earned the name of world leaders in optical communications systems. Because BICC believe in the concept of a complete package. From cable and accessories, test equipment and installation, to commissioning and specialist training for your staff, along with the production of an original design to fit in with your particular needs. That's why we've been involved in the world's greatest achievements in the field of optical communications. And why we're sure to have the resources and capability to meet your requirements too.

For full details, phone us on 051-430 3142 or write to us at the address below.



OPTICAL COMMUNICATIONS

BICC TELECOMMUNICATION CABLES LIMITED
P.O. Box 1, Prescott, Merseyside L34 5SZ.
Tel: 051-430 3142. Telex: 628811 BICC G. Station Code BTCLP.
An Agency Company of BICC plc and a Member of the BICC Group

PEREX

**Britain's leader
in 1/4" cartridge
technology
introduces a
new
generation**



The new **Perifile 9000 Series** offers the latest in 6400 bpi 1/4" cartridge technology.

For simple high capacity data recording or complex data analysis, the Perifile 9000s provide an extremely flexible and highly reliable system with many user selectable functions.

- British product designed for British Telecom
- Low or high density recording
- POR designed power supplies
- Built-in reliability and maintenance diagnostics
- Capacities from 10 to 120M bytes
- Multiple user selectable options
- Meets proposed ISO 6400 bpi recording standards

If you use 1/4" cartridges you'll be talking with us

Perex Ltd

Arkwright Road, Reading, Berks RG2 0EA Tel: (0734) 751054



Good Morning

It's the dawn of the digital 80's from GEC Telecommunications. Now with a total network capability in digital transmission systems up to 140 Mbit/s; microwave radio systems, coaxial-cable and optical-fibre line systems and a complete range of digital multiplex.

Versatile business communications systems, including P.A.B.X.'s from 4 to over 5,000 lines using digital switching and stored programme control.


The dawn of digital technology from GEC Telecommunications... make an early start.

GEC

Telecommunications

GEC Telecommunications Limited,
P.O. Box 53, Coventry CV3 1HJ England.

A Management Company of
The General Electric Company p.l.c., of England. cc 30



Computer terminals. Word processors. Desk-top workstations. These are the component parts of ICL's Distributed Resource System—DRS.

They can be put together to create exactly the right system to suit your company's information processing needs.

Then, as your needs develop, the DRS system develops with them.

You need no longer hazard capital in trying to anticipate future growth, because you can expand and upgrade the system however and whenever you want. Simply by adding more DRS units.

Every single workstation can fulfil a variety of roles from personal computing to word processing, because it has been designed to be an integral part of a distributed office system and thus has the resources of the entire system at its disposal.

That, in brief, is the principle behind DRS.

If it seems familiar, look again at the outfit pictured here, and remember what could be achieved by the simple combination of those pieces.

Then think of the potential that lies within your company.

ICL's distributed office systems are now available in a variety of outfits.

DRS MODEL 10 An intelligent workstation which can be integrated in a DRS MICROLAN local network, accessing and manipulating data.

DRS MODEL 20 A desk-top workstation with twin 1 Mbyte integral discs that can run alone or be linked via MICROLAN. It can also communicate via Wide Area Networks with ICL and IBM mainframes.

DRS MODEL 25 Shares the same features as a Model 20, with integral fixed and floppy discs of 10 and 1 Mbyte. It can also form its own local network, supporting two Model 20s or Model 10s.

DRS MODEL 50 A desk-style unit with the systems cabinet housing a 1 Mbyte discette and a single fixed disc of 16 or 27 Mbytes. It can support any mix of Model 10, 20, 25, 40 and 50 systems.

DRS 8800 SERIES It can function as a stand-alone word processor. Or it can function as one of a number of secretarial workstations, supported by the DRS Document Storage System.

For more information, dial 100 and ask for Freefone ICL. Or send coupon to ICL Infopoint, ICL House, Putney, London SW15 1SW.


Name _____ Position _____
 Company _____ Address _____

We should be talking to each other. **ICL**


MALDEN & TEKELEC

CAPABILITY IN TELECOM TESTING

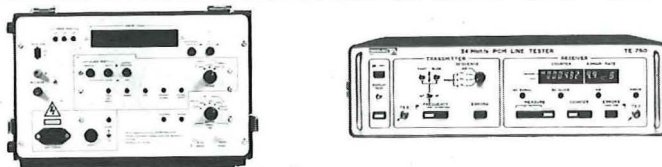
2 Mbit/s PCM



8 Mbit/s PCM



34 Mbit/s PCM



Data/Protocol Analyser – Simulators for Asynchronous and Synchronous Communication, 50-128 Kbit/s. SNA/SDLC/BSC/HDLC/X25 etc.



There is almost no limit to the variety of telecom and data transmission test conditions, which can be met by Malden and Tekelec. Our equipment is designed to meet the requirements of major Authorities throughout the World, and we are continually proving our capability through innovation. New instruments are currently being developed, a Data Communication Protocol Analyser-Simulator will shortly be announced.

We provide a dedicated technical service, and will be pleased to send detailed information on any of our products.

SEE US ON STAND NO. 4.48 AT TELECOM '83

THE ACCENT IS ON EXPERIENCE

If you want to know more – just ask us.

MALDEN ELECTRONICS LIMITED

Malden House, 579 Kingston Road,
Raynes Park, London SW20 8SD.
Tel: 01-543 0077 Telex: 262284

In France contact:
Tekelec Airtronic, Cite des Bruyeres,
Rue Carle-Vernet, 92310 Sevres, France.
Tel: (1) 543.75.35 Telex: 204552F.



OVERSEAS AGENTS WANTED IN SELECTED AREAS

The Major International Force in Electronic Components

STC Components

At STC Components we have gained a reputation for professionalism by serving the most demanding sectors of the Electronics Industry. Telecommunications, Defence and Industrial. The professionals in a professional industry.

Our products are famous worldwide for their quality and reliability.

We have one of the widest ranges of electronic components in the world made to International standards.

We offer a total system design capability from initial design to complete engineered subsystems.

See how the UK's most professional electronic component supplier can help you in any of the following product areas:

Fibre Optic Cables and Components	Fibre Optic Instrumentation
Liquid Crystal Displays	Advanced Synthesisers
Relays	Microwave Systems
Wound Components	Power Supplies
Crystal Filters and Oscillators	Quartz Crystal Travelling Wave Tubes
Advanced Hybrid Circuits	Capacitors
Thermistors	Antennae
Lasers	Equipment
Electron Tubes	Practice

STC Components, Edinburgh Way,
Harlow, Essex CM20 2DE.
Tel: (0279) 26811 Telex: 818746

STC Components



“Trying to build the perfect billing system?”

How can a telephone operating company offer selected line detailed billing, minimize subscriber complaints, insure against data loss, improve accounting functions and solve a host of other billing problems more easily than ever before?

With the TeleSciences SRS-2000 Universal Billing System.

A single SRS-2000 System can handle the billing requirements for up to 1,000,000 subscribers while it allows you to:

- Offer a revenue producing detailed billing service to selected subscribers without disrupting present billing operations
- Replace subscriber billing meters or introduce electronic metering
- Centralize data collection
- Add local overtime recording where none now exists
- Implement a complete subscriber base, full-call-detail billing service
- Provide single or multi-message unit billing recording, either bulk or with full call detail

- Record data for all calls, including national and international destinations
- Verify subscriber billing and metering equipment performance

The SRS-2000 is low in both initial and operational costs, requires no switching machine modification, is applicable to a wide range of tariff structures and allows you to easily and economically meet growing or changing billing requirements.

For more information, call or write today. We'd welcome the opportunity to give you all the facts on the TeleSciences SRS-2000—the perfectly simple field-proven system for all your billing problems.



**TELESCIENCES
INTERNATIONAL**
a division of TeleSciences Inc.

One Brick Road • Marlton, NJ 08053
(609) 596-9400 • (TELEX) 831373

It's a British



Telecom world



Where should your world communications centre be? Here are some facts to help you decide.

Of all the non-European nations trading in Europe, the largest and next-largest both chose Britain.

Of all the private circuits between North America and Europe, over 50% end up in this one country.

Of the major Japanese trading houses operating in Europe, all nine centre their area telecommunications in London.

It can scarcely be a coincidence! Just as British Telecom National Networks reaches any part of the UK with all the facilities business needs, quickly and efficiently, and has round-the-clock, seven-days-a-week back-up – so British Telecom International will provide you with private leased circuits to the UK which can be “switched” through to any part of Europe and connect with any public network.

This is true whether you need a single private circuit for telephone speech or a complex international network for high-speed transmission of data, facsimiles, text and speech – or anything in between.

Additionally, 97% of international calls from the UK are dialled directly, without using the operator.

Who do you contact?


British Telecom National Networks 01-432 4803. British Telecom International 01-936 2617.

Or come and see us at Telecom 83: Geneva, October 26th to November 1st, Stand 4.89, Hall 4.

British

TELECOM

Better communication for business.



"Auralite telephone headsets mean maximum efficiency, comfort and mobility."

"We cannot settle for less."

David Hardman, Deputy Managing Director, Godfrey Davis Europcar.

Godfrey Davis Europcar is Britain's biggest car rental company and relies on efficient communications. Its Central Reservations office receives hundreds of car rental reservations by telephone every day, and personnel morale and comfort are essential in maintaining the high standards of speed and efficiency which both the company and its customers expect.

That's why David Hardman sees that all of the Godfrey Davis Europcar tele-sales assistants in the Reservations office at their head office in Bushey, Herts are equipped with Auralite telephone headsets.

"The tele-sales assistants' task is a demanding one" says David Hardman. "The ultralight headsets reduce fatigue. Their superior sound quality is very much better than that of a carbon headset and, as it conveys sound direct to the ear, surrounding sounds do not confuse the listener."

If the telephone plays a significant role in your business, Auralite headsets can make it more efficient, your clients happier, and your personnel a lot more comfortable.

Don't settle for less. Find out how Auralite headsets can make a real difference. Auralite headsets are available from your local British Telecom Sales Office, or telephone Richard Parsons at the address below for further information.



**Business
Systems**


TMC Limited

A Division of Philips Business Systems


Swindon Rd, Malmesbury, Wiltshire, England SN16 9NA.
Tel: Malmesbury (06662) 2861. Telex: 44208.

APPROVED for use
with telecommunication systems
run by British Telecommunications
in accordance with the conditions
in the instructions for use.

B. T. Approval No. S/1000/GF/1981/PR



OBSOLETE?



Let's be fair — the collection at the top of the page is perfectly O.K. for many jobs — but when it comes to connecting wires in a telecommunications system the one at the bottom, the unique KRONE-LSA-PLUS Quick Connexion System, replaces the lot.

It's faster, more efficient and completely foolproof.

To find out more about the remarkable KRONE-LSA-PLUS Quick Connexion System and the other products in our range of telecommunication supplies — just phone, write or telex — and we'll get you up-to-date in no time at all!

**UP TO THE MINUTE
TECHNOLOGY**

KRONE

KRONE (U.K.) TECHNIQUE LIMITED
Runnings Road, Kingsditch Trading Estate
Cheltenham, Glos GL51 9NQ
Telephone: Cheltenham (0242) 584900
Telex: 43350



Cover: Using a purpose-built electronic locator, British Telecom engineer Sam Ward can pin-point buried telephone cables in the Humber estuary. The cables provide vital links to Spurn Head where the country's only permanently afloat lifeboat awaits the call for action.

British Telecom Journal costs 36p per issue for staff. External subscribers pay £10 for two years including post and packaging. Full details on page 44.

A year of change

In a year dominated by change both in terms of developing competition and Government proposals to turn British Telecom into a public limited company, its trading performance, together with the range and quality of services it offered, had proved generally satisfactory.

That was the message from chairman Sir George Jefferson, commenting on the financial year 1982/83 during which turnover increased from £5,708 million to £6,377 million. Although profit for the year at £365 million was £93 million down on 1981/82, it still represented a return of 5.8 per cent on capital employed at replacement cost and was up on the target figure of 5.5 per cent.

This had been achieved during a period when there had been no increase in charges to customers for main services since November 1981: indeed, there were some substantial decreases in trunk and international charges. Main reason for the decline in absolute profits was the increase in depreciation charges continuing the process of adapting the accounts to reflect more accurately the new competitive and technical environment.

Improved cash flow during the year arising from lower-than-forecast inflation, lower interest rates, the more efficient use of capital and continued improvement in reducing costs by efficiency, meant that there was no need to call on the borrowing facility of up to £310 million approved by Government. Interest paid on existing Government loans totalled £302 million.

Additional turnover due to business expansion and from increasing volumes of sales of items previously rented, was £329 million. This was achieved despite a reduction during the year of 5,671 staff mainly through natural wastage and early retirement.

Sir George said that British Telecom had continued to develop in the way necessary to respond most effectively to customer needs and to meet the growth of competition. It was satisfying that the three operating divisions within British Telecom – Inland, International and Enterprises – were all trading profitably.

The splitting of Inland Division into Local Communications Services and National Networks was a major step in developing the profit centre concept, decentralising decision taking and reflecting both the needs of customers and the growing effect of competition on these mainstream sectors of business.

The principal effort of Major Systems Division had been the rationalisation and acceleration of the programme to modernise exchanges. System X remained the backbone of this programme and its development and deployment during the year had confirmed the belief that it was a highly effective and world competitive product. International services continued to be among the finest in the world reflected in the fact that many multi-national companies had chosen to locate their European communications hubs in the UK.

In purely business terms, future prospects were encouraging with telecommunications benefiting from an upturn in the economy as well as the expansion into a variety of new services and products including cable television. With regard to the future of British Telecom itself, Sir George said he hoped that much of the uncertainty had ended with the general election. The Bill to turn British Telecom into a public limited company was likely to be on the statute book by early next year and already much had been done to turn British Telecom into a prosperous company whether in the public or private sectors. ①

Itemised billing trial
page 2

The International role
page 5

Liberalisation so far
page 9

Speedier fault finding
page 12

The forgotten architect
page 14

Geneva preview
page 15

From the Stock Exchange
page 18

New Zealand success
page 20

Looking at Eurodata
page 23

Boost for telex
page 26

Small-dish developments
page 28


Aid for exhibition
page 33

Merlin micros unveiled
page 34

Miscellany
page 35


Accounting for all calls

Mandy Knight and Les Pikett



Graham Mockridge, a clerical officer from the dialled call itemisation group, monitors the status of the exchange-based subscriber recording system terminals on a visual display unit in the subscriber billing complex based in Bristol's Telephone House.

System manager John Maynard threads a tape on to the computer to begin the job of extracting billing information collected and stored on the system's disc drive.



Since June, thousands of customers in the Bristol area have been receiving quarterly bills with itemised statements of all trunk and international calls.

Even when System X was being designed some years ago, it was clear that more and more customers wanted details of the charges which go to make up the telephone bill. As a result, the facility to itemise dialled calls on request was incorporated, and with improvements to the computerised telephone billing system, details of calls would be sent to customers at regular intervals.

Because System X will take some time to be widely introduced, however, it was decided to see whether similar information could be provided for customers connected to existing exchanges.

Work began with a survey to discover whether any proprietary equipment was suitable for fitting into existing exchanges without interfering with customer service or affecting metering. Only two firms, both American, could offer likely equipment, but after laboratory tests it was clear that neither was really suitable without extensive modifications.


At this stage, one company withdrew but the other firm – TeleSciences Inc – made the changes. Six of the modified units were bought for a field trial and were installed at some exchanges in London's South East Area. Units varied in size from 50-line through to 600-line.

Customers on these exchanges were canvassed for volunteers, and eventually about 1,200 were connected. Each was asked to keep a record of all the calls made from their line and to compare their own records against listings produced by the TeleSciences equipment. All calls monitored by the TeleSciences units were also studied, in parallel, by independent equipment and then cross-checked.

Following this and further work, the possibility of introducing a pilot trial in Bristol Telephone Area to offer customers an optional, chargeable service providing full details of all trunk and international calls was considered. Later, the concept was modified to investigate the feasibility of sending customers itemised bills, without charge, in line with United States telephone company policy.

Three exchanges in Bristol Area – Bristol Redcliffe, Bristol West and Bath

With itemised phone bills the number of long distance calls by teenage sons and daughters can quickly be pinpointed by anxious parents.



British TELECOM

BRITISH TELECOM BRISTOL
Accounts Department
Telephone House
Queen Charlotte Street
BRISTOL
BS1 1BA
Tel. Bristol (0272) 297111
Or ask operator for Freephone 8911
Telex: 44122 (BT BS G)

B4 FLY Y9

See Notes Overleaf

Payment is Now Due

Rental and other standing charges from 1 APR 30

Call charges (see statement)

British TELECOM

BRISTOL AREA
Accounts Department
Telephone House
Queen Charlotte Street
BRISTOL
BS1 1BA
Tel. Bristol (0272) 297111
Or ask operator for Freephone 8911
Telex: 44122 (BT BS G)

BF

TELEPHONE No. BRISTOL 276611

ITEMISED CALL STATEMENT

BT PAY FOLLO
C7 TCH ST
FRESHFONDS
BRISTOL

DATE	CALLS TO	TIME	DESTINATION	DURATION	CHARGE
				HR : MIN : SEC	£ : P
01 MAR	31 MAR	10:37	UXBRIDGE 58356	2:33	0:559
01 MAR		10:43	UXBRIDGE 58356	1:29	0:344
01 MAR		12:02	UXBRIDGE 58407	2:12	0:473
01 MAR		19:24	USA 2012274412	7:55	4:257
01 MAR		20:35	01-246 8091	0:01	0:043
01 MAR		20:35	021-2468021	0:01	0:043
01 MAR		20:36	041-2468021	0:03	0:043
01 MAR		20:36	031-2468021	0:01	0:043
01 MAR		20:37	061-2468093	0:01	0:043
02 MAR		20:37	051-2468091	0:01	0:043
02 MAR		09:16	UXBRIDGE 58407	0:02	0:043
02 MAR		09:42	UXBRIDGE 58407	0:02	0:043
02 MAR		09:54	UXBRIDGE 58407	0:03	0:043
02 MAR		10:09	UXBRIDGE 58407	0:08	0:043
02 MAR		10:29	UXBRIDGE 58356	1:47	0:043
04 MAR		10:33	UXBRIDGE		

PAGE 1

Kingsmead – have now been equipped with TeleSciences units, supplied and installed by STC, to provide itemised bills for up to 52,000 customers.

The system can be divided into two separate but inter-related parts, the monitoring equipment in the exchanges and the subscriber billing complex (SBX) computer system in Bristol's Telephone House which controls the complete system.

The monitoring equipment installed in the exchanges are TeleSciences, micro-processor-controlled SRS2000 series subscriber recording (SRS) terminals, handling 1,000 lines spread across five 200-line sub-racks. There are six SRS terminals in Redcliffe, 15 in West and 31 in Kingsmead as well as a 'ready-to-go' spare in each exchange. Every line on the three exchanges is individually connected to a unique SRS input on three wires enabling all outgoing calls to be monitored. Microprocessors in the SRS can identify seizure and clear-down on the line, record dialled digits, and recognise from the initial meter pulse that a call has been answered.

When the call is completed, the dialled digits are compared with decision tables which have been downloaded from the SBX to determine whether the call is local and is to be bulk-billed or whether a full call detail record is required. If the call is identified as local, the SRS will count bulk calls and chargeable units for the originating line and then discard the full call record. With a trunk or international call, the full record will be retained and held in a buffer memory before transmission to the SBX.

Only outgoing answered calls are collected for billing purposes but up to 20 lines on each SRS terminal may be put on service observation enabling full call records to be accumulated for all out-

going answered calls and for all outgoing unanswered calls with two or more dialled digits. In these circumstances, local calls continue to be bulked for billing purposes and the full call record will show this to prevent double billing.

The full call detail record identifies the originating line by SRS input number and gives the seizure time, dialled digits, call set-up time, connect time and observed meter pulses. To keep the billing data secure, each SRS has an active spare sub-rack which automatically takes over the role of any of the other five in the event of a fault. Each also has duplicate system controls, so that, should one fail, data is not lost.

The SBX computer system in Bristol's Telephone House consists of two separate computer systems handling on-line data collection and off-line processing respectively, both based on Hewlett Packard 1000E Series computers. The on-line SBX system operates 24 hours a day collecting data from the exchanges and is connected to alarms at the local repair service centre for out-of-hours attention. Communication between the SBX and SRS terminals uses a network of 18 private circuits, four each to Redcliffe and West and 10 to Kingsmead. The SBX checks the terminals regularly throughout each 24 hour period according to schedules input to the SBX and can operate simultaneously on all 18 lines. The on-line SBX also holds all the information needed to charge for a call based on destination and duration.

As each call is collected, the format and content of the record is validated and charge units are compared with the observed meter pulses. If there is a significant discrepancy between observed and calculated units, or in the event of an initial validation check failure, the call record is highlighted as an error and is

directed to a queue where it is physically checked and, if necessary, corrected. There is also a facility for interrogating both bulk and full call detail files.

Collected call data is regularly transferred to the off-line system where it is held until the bill is sent out. The value of unbilled calls are recorded and automatically adjusted each time calls are stripped off for billing. Customer details are kept up to date, with names and addresses printed on statements.

When the time comes to produce the bill, all calls for the lines in question are extracted using a process file number and are priced and sorted into chronological order in originating telephone number order. A tape is sent to the billing computer centre where customers' bills are produced and despatched, although it is possible to print statements locally if necessary.

Meter readings are no longer needed with itemised bills. The bill still shows rental as well as a single line entry showing a total charge for all calls, dialled or made through an operator. Statements, identical in size to the bill, are attached giving details of each trunk and international call – date, starting time of call, the number dialled, duration and price, all in chronological order.

Operator-controlled calls are also included, but without the start time or duration of the call since this is not recorded by the operator. Local calls are added together and their total value is shown with chargeable units and the number of calls recorded. A total value is also given for itemised calls.

Customers not wishing to receive full call details will only be sent bills showing total call charges. Coin box renters will be sent statements, but to preserve the caller's privacy, these will only show the exchange name or dialling code, and not the complete dialled number.

The Bristol experiment will not only provide valuable information about any operational problems a larger system might bring but will also gauge customer reaction. Close monitoring will ensure that by the time itemised billing is extended, lessons learned from Bristol can be used to full advantage. Ⓟ

Each morning, Chris Nunn, the officer in charge of Bristol Redcliffe exchange, checks out the monitoring equipment. A single rack of equipment carries five interface units and a spare, with each unit handling 200 lines.



Mrs S. Knight is the project co-ordinator for itemisation on non-System X exchanges in Finance Department at BTHQ.

Mr L. Pikett has been responsible for setting up and implementing the subscriber billing complex in Bristol.

In touch with the world

The second article in our review of British Telecom's four main divisions looks at the key role played by British Telecom International (BTI) in planning, developing and maintaining the wide range of telecommunications services between the United Kingdom and the rest of the world.

With a turnover of more than £1,130 million a year and a net profit of nearly £200 million, BTI is big business. It is a pioneer in satellite, cable and radio communications and its services have helped make Britain the European communications hub for many multi-national companies. BTI carries television pictures and sound broadcasts to and from all corners of the globe, and provides comprehensive ship-to-shore communications for all types of sea-going vessels.

Following recent reorganisations, BTI is now grouped into seven separate units – five commercial executives, International Telephones, International Business Services, Operator Services, Maritime Radio Services and Telconsult, supported by International Lines



Already, two Intelsat V satellites orbit the Earth above the Atlantic coping with the massive demand for telecommunication services on transatlantic routes.

and Satellite Systems executives. Each unit is headed by a chief executive reporting to the managing director, and is responsible for its own financial contribution as a profit or cost centre.

There are three chief officers – the chief operating officer, chief engineer and chief finance officer, plus a deputy chief engineer. Their role is mainly concerned with strategy, with co-ordination of the business, and with managing the central services activities of BTI as a whole.

BTI's reputation for efficiency and innovation stands high among telecommunications organisations around the world, and the reorganisation will enable it to manage its activities more effectively and to react even more flexibly to market demands. Its basic aim remains to establish in the UK a centre of excellence in overseas communication by providing both business and residential customers with a rapidly widening range of higher quality services as well as exploiting technological opportunities at the most competitive cost.

British Telecom has always played a leading role in global telecommunica-


tions development and is one of the largest shareholders in the world's satellite organisations. Earth stations at Goonhilly Downs in Cornwall and Madley, Herefordshire, link Britain by satellite with more than 80 countries, and both stations transmit and receive a variety of signals, ranging from telephone calls to television pictures.

Continued growth of telephone traffic and live television coverage of sporting events like the World Cup, as well as state occasions, has made a third major earth station essential, and planning permission is currently being sought for alternative sites in Somerset and Dorset. To cope with the growing demand, this new earth station needs to be operational by the mid-1980s.

British Telecom set the pace for satellite communications in the 1960s, and today, worldwide, there are some 450 earth stations with more than 500 aerials in a system run by the 109-nation International Telecommunications Satellite Organisation (Intelsat), which also maintains the 16 telecommunications satellites in geostationary orbit above the



These dishes at Mormond Hill in Scotland communicate over the horizon with oil and gas production platforms.



Top: CS Iris, one of British Telecom International's three cableships, recently saw service in the Falklands' conflict.

equator. British Telecom is the second largest shareholder in this system.

Another satellite system is soon to enter service under the management of the European Telecommunications Satellite Organisation (Eutelsat). This is the European communications satellite system which will provide links between European telecommunications networks, small-dish services for businesses and a network for members of the European Broadcasting Union.

BTI's small-dish satellite service for business use – SatStream – will next year offer private digital satellite communication facilities to Western Europe and North America. It will offer business customers sole use of an earth terminal – a small-dish and control equipment – sited on their own premises, or the use of a shared terminal nearby. Customers will be able to transmit and receive the full range of business-related information – computer data, facsimile and teleprinter, audio and videoconferencing, as well as

ordinary telephone communications.

A further earth station will be opening shortly in the London Docks area to work with small or medium dishes to the European and Intelsat systems for specialist services such as television programme distribution and some SatStream-type applications.

Equally important are the submarine cables in which British Telecom has joint ownership, or an investment in, around the world. The UK is linked to the European mainland by 24 submarine cables, and there are currently three cables crossing the Atlantic Ocean linking Britain with North America. BTI is also a co-owner in more distant submarine cable systems such as Atlantis, which links South America with West Africa and Europe, and Anzcan (Australia – New Zealand – Canada), which is due to be brought into service late next year.


This summer, a new transatlantic cable – TAT -7 – comes into operation. Running between the UK and the USA,

it provides 4,200 circuits, an increase of more than 200 per cent in capacity compared with Cantat 2, a similar cable brought into service in 1974.

And submarine cable technology continues to advance. By the end of the decade the first transatlantic cable to use fibre-optics technology will be in service. Optical fibre cables use hair-thin strands of glass as the transmission medium, and can carry 2,000 telephone calls simultaneously.

The responsibility for the laying, maintenance and repair of submarine cable systems falls to BTI's Marine Services. Based at Southampton, Marine Services operate a fleet of three cableships – *CS Alert*, *CS Monarch* and *CS Iris*. Southampton is also the major storage depot for several hundred miles of submarine cable and repeaters held for maintenance purposes. There is another depot at Dalmeir, Glasgow.

The sister ships, *Monarch* and *Iris* are both primarily used for repair and



Above: This remotely-controlled submersible designed to locate and bury cable in the ocean bed, enters commercial service later this year.



Top left: More than 200 UK-registered ships are equipped with radomes, effectively small satellite earth stations beamed into the Inmarsat communications system.

Top right: From Goonhilly earth station console, engineers continually monitor calls to and from the rest of the world.

Above: TAT-7, the last analogue transatlantic submarine cable, added more than 4,000 new circuits between the UK and the US, when it was brought into service following its landing at Porthcurno, Cornwall. The new generation of cables will use optical fibre digital technology.

maintenance work around the British Isles and on the continental shelf, although both ships are capable of working in much deeper waters. *Alert's* prime function is repairing cables in the North Atlantic. Because of the cables' ability to work in rough sea and weather conditions, *CS Iris* was last year 'called up' as a support vessel for the task force in the Falklands' conflict.

To help with the vital work of cable protection and maintenance, an unmanned submersible, remotely-controlled craft has been developed. It can operate in depths of up to 900 ft, trenching, inspecting and aiding the repair of cable. Operations are controlled via an umbilical lifeline from *CS Monarch*, which has been modified to work with the craft.

Vital too, is the service BTI provides for shipping, both in British coastal waters and on the high seas. At present, BTI operates a network of 35 manned and remotely-controlled radio stations around the UK. All but two provide


coverage of British waters up to 40 miles from the shore, and of these, 11 give continuous coverage of more distant waters up to 200 miles from the shore. Worldwide coverage of the oceans is provided at Portishead radio, the long-range radio station, recently the subject of extensive modernisation.

British Telecom has also played an important role in the formation of Inmarsat, the international organisation responsible for providing the facilities and control systems for maritime satellite communications. BTI's new satellite coast earth station at Goonhilly provides a link for shipping in the Atlantic with points throughout the world. Through reciprocal agreements with the respective telecommunications authorities, BTI shares' in offering a service to ships anywhere in the world via similar coast earth stations in Norway and Singapore. There are now 37 member countries of Inmarsat, and British Telecom is the largest shareholder in Western Europe.

Apart from conventional HF radio services, communications with North Sea oil and gas production platforms are also made by tropospheric scatter techniques. Plans are well advanced to offer a small-dish satellite service to serve the needs of the offshore oil and exploration industry. A recent demonstration between Aberdeen and Amoco's Montrose Alpha platform successfully demonstrated the viability of this service.

The speed and efficiency of BTI's service to customers is nowhere more apparent and successful than in international direct dialling (IDD). Since IDD was first introduced in 1963, the service has been expanded to all customers in Britain and to more than 130 countries – reaching some 93 per cent of the world's telephones. And in less than a year, BTI has reduced the cost to the customer of international calls by more than £110 million a year.

To meet the demands of IDD, there are currently more than 23,000 telephone



circuits between the UK and the rest of the world, and each day, more than 350,000 overseas phone calls are made from this country. While a substantial number of these are made during the working day by businesses, latest figures show that 30 per cent of IDD calls are made in the cheap rate.

BTI also provides a first class service for business users. About 40 per cent of Europe-USA telephone traffic originates or terminates in the UK, but some 60 per cent of leased circuits are located in the UK. BTI offers excellent value for money as an international telecommunications centre in terms of the range of its services, its prices and its attention to customer service. As a result, it is the preferred location within Europe as a telecommunications 'hub' for multinational businesses.

The Telconsult Executive embraces both Telconsult and Teletrade. Through Telconsult, access to British Telecom's accumulated technology and expertise is available to overseas administrations over the whole spectrum of telecommunications. The rapid advance of modern technology has meant that many countries find themselves faced with major expansion and modernisation schemes which are often outside their experience. Telconsult offers impartial advice and practical help, ranging from the organisation, planning and finance of a new service to day-to-day operation and maintenance in more specialised fields such as satellite communications or data networks. The international high regard for British Telecom-trained staff is reflected in the constant demand for them to work on loan in dozens of different countries, enabling the client's existing staff to be trained alongside those regarded as the experts.

Teletrade is the overseas marketing arm of British Telecom whose role is to sell to overseas customers – mainly telecommunications administrations and the larger telecommunications organisations – a wide range of telecommunications equipment used by British Telecom. This comprises both high technology new equipment and that which has been recovered from the UK telephone system as part of the modernisation of the net-

work and has been refurbished to a high standard. Since Teletrade came into being, nearly two years ago, it has grown into a substantial factoring business with sales of more than £3 million. Its most recent success was the installation of a City Business System, the first outside Britain, for the National Bank of Abu Dhabi in the Middle East.

Continuing its efforts to improve the overall service to customers, BTI has recently launched its new Business Communications Service (BCS) which will tackle all aspects of specification, design, installation and support of complex international communications on a total system basis. The service, provided in co-operation with PA Computers and Telecommunications Ltd (Pactel) will offer a range of consultancy, design, implementation and facilities management services anywhere in the world, thus relieving customers of the need to negotiate separately with carriers and suppliers in each country concerned.

For the immediate future, BTI is to use bandwidth reduction techniques, developed at British Telecom's Research Laboratories, Martlesham, to provide a visual conference service, called videoconferencing, which will use both satellites and submarine cables. In its early commercial operation, the service will benefit business communities in Britain and North America by providing simultaneous transmission of visual and sound signals, thus enabling groups on the two continents to hold conferences and meetings at a price well below anything previously available. The expansion of the service to other countries is expected to follow.

Telemessage – British Telecom's high-speed message service – has now been extended to the USA. BTI and Western Union International have linked Telemessage with Mailgram in the USA to provide a transatlantic service which is cheaper than telegrams and faster than airmail, offering next working day delivery to all addresses in the USA.

Bureaufax, BTI's recently established international service enabling customers without the necessary equipment to send and receive documents by high-speed facsimile, is currently available to 61


countries where delivery is normally by facsimile, post or personal collection.

Telex, sometimes seen as the 'workhorse' of international business, has been expanded and improved to the point where it is now possible to contact nearly 200 countries around the world. One hundred and eighty of these are accessible via the international Telex direct dialling (IXDD) network, and more than 99 per cent of all telex messages originating in the UK are directly dialled. Also, the service further offers satellite and radio links to ships at sea.

Last year, BTI introduced Telex Plus, a computer-controlled service that offers advanced facilities such as store-and-forward, multi-addressing and pre-registered address (PRA) lists. The service has only so far been available to London customers, but is to be extended nationwide this summer.

BTI also provides two data communications services, International Datel and the International Packet Switching Service (IPSS). International Datel, for transmission over the public switched telephone network, has been in operation since 1965. International Packet Switching, introduced in 1978, was the first public intercontinental data service to use the advanced and flexible technology of packet switching – a cost-effective way of sending and receiving information to and from distant locations.

Originally designed to provide access for UK customers to databases in the USA, IPSS now provides a wide range of facilities serving the needs of business organisations in Britain and the other countries who wish to transmit computer and other data. IPSS is available to and from 18 overseas destinations encompassing Europe, North America and the Far East. In addition an incoming-only service is available from a further seven countries.

Thus BTI, with its increasing range of services, greater efficiency and realistic tariffs, is fully confident of continued success in the new competitive environment in which it is operating. 

British Telecom Journal, Summer 1983



Frank Lawson

The year 1983 is significant for international telecommunications. Not only is it world communications year but it is also the third anniversary of the announcement by Sir Keith Joseph marking the start of liberalisation in UK telecommunications.

Throughout the world, telecommunications are being revolutionised by the phenomenal scale and speed of technological development in the converging worlds of computers, communications and consumer electronics. In particular, there is an exceptional amount of world interest in the outcome of the British experiment.

The technological advances in the UK are further influenced by far-reaching changes in the physical structure of the industry itself brought about by the Conservative Government's strategy of separation, liberalisation and privatisation. The second Telecommunications Bill in just two years, until recently before Parliament was intended to sweep away the traditions of 100 years. One other network – Mercury – has already been licensed to compete with British Telecom – ending a long period as sole network provider.

Mercury in fact, is already flexing its muscles and bidding for customers. On the horizon is the prospect of two competing cellular radio systems which may completely transform future telecommunications. With one of the widest value added network service

licences in the world, cable television, and the prospect of information technology in the home, there would seem to be few sacred images left – and those that are may well be influenced by the outcome of the recently published Littlechild report.

Some commentators have been surprised to see how quickly British Telecom has adapted to the new situation. Major reorganisations at headquarters and in areas have been designed to create profit centres and units which can concentrate on particular market sectors and challenges. Product ranges have been modernised and extended with a heavy emphasis on electronic technology. Changes in the network have been accelerated, new facilities offered to customers and joint ventures of various kinds have produced innovation. New management philosophies and restructured sales forces are already benefiting customers.

In his statement three years ago, Sir Keith Joseph highlighted the need to open up the supply, installation and maintenance of customer equipment. One common fallacy is that it is only since the 1981 Act, that private industry can supply equipment for connection to

British Telecom has been helping to promote competition and customer choice since 1980. The catalogue of initiatives is a long one and includes:

- ★ Approval of private auto-diallers used with modems and data network management systems.

- ★ Further liberalisation of mobile radio and radiopaging systems.

- ★ Supplying certain Special Range telephones for private sale.

- ★ Liberalisation of discrete modems.

- ★ Interim standards for privately-supplied extension telephones – nine already evaluated.

- ★ New conditions for interfacing autodialling telemetry systems.

- ★ Interim standards for private callmakers and integral modems – already 22 such devices have been evaluated and British Telecom has helped BSI to evaluate 16 more.

- ★ British Telecom's 700-series telephones as well as all other Special Range telephones were freed for competitive supply as exchange line extension telephones – but not as PBX extensions.

- ★ Four telex teleprinters already approved.

- ★ An agreement with the Office of Fair Trading that direct dialling facilities would be offered to private sector operators for radiopaging purposes.

- ★ Interim standards for cordless telephones and an evaluation – undertaken with the Home Office – of British Telecom's own product and up to four other private cordless phones selected by the Department of Industry. British Telecom has agreed to the competitive supply of its own product.

- ★ Co-operation with interim standards for small call routing systems. British Telecom is finding resources to evaluate a small number of Dol selected systems before formal liberalisation.



A laboratory used by British Telecom to evaluate manufacturers' equipment before its possible connection to the network.

British Telecom networks. This is patently untrue.

During the past 20 years for example British Telecom has approved more than 10,000 types of privately-supplied attachment to its networks, including alarms, answering machines, data terminal equipment, modems, facsimile machines and large, sophisticated PABXs. The aim of the Government's liberalisation measures is to extend this policy to the many telephones, callmakers, modems and small and medium call routing systems previously supplied only by British Telecom.

The first problem which faced the government was the lack of objective standards against which all equipment could be tested. The Government asked the British Standards Institution (BSI) to make a start, and working within its traditional framework with representatives from 24 trade and user associations, they have faced an uphill task. Currently, there are seven committees, with British Telecom represented on each one. Items covered are:

- ★ TCL 1 Safety
- ★ TCL 2 Public switched telephone network sub-committee – telephones
- Public switched telephone network sub-committee – PABXs
- ★ TCL 3 Telex
- ★ TCL 4 Packet switched services
- ★ TCL 5 Private circuits
- ★ TCL 6 Digital data services
- ★ TCL 7 Cabling and installation standards (PBXs)

Under the monopoly, British Telecom had approved attachments to the network and its integral equipment. The

Government asked the British Electrotechnical Approvals Board (BEAB) to approve apparatus to the new standards. Because telecommunications was to them a new field, British Telecom was able to help. When BEAB's subsidiary, the British Approvals Board for Telecommunications (BABT), was founded to approve telecommunications apparatus, British Telecom, together with certain trade associations and the Government provided them with a loan. Eventually, BABT will have overall responsibility for approving all telecommunications equipment.

Now as always, testing has been necessary to ensure customers can call each other, and enjoy satisfactory end-to-end transmission in safety without causing damage to British Telecom equipment or staff or deterioration in the service to others. Testing will continue to protect both the general public as well as the reputations of the telecommunications industry and network operator.

BABT has faced many difficulties but has now established itself and has received the first approval applications. British Telecom has given advice and, as an agent of BABT, continues to play a significant role, although in time it will play a smaller part and will no longer be in the awkward position of being judge and jury over potential competitors.

PABXs have become a key area for improved customer choice. Both the Department of Industry (DoI) and British Telecom have encouraged the growth of popular systems with technology capable of providing integrated voice and data communications. The

Government has planned for a phased liberalisation of supplying customers' equipment and part of the programme to meet this change, British Telecom is evaluating, under licence from the Secretary of State, PABXs from six companies to meet current and short-term future demands.

British Telecom has also helped formulate a BSI scheme for standards and approval procedures for maintenance contractors, and will, of course, compete in this area when the market is deregulated. Apart from regulatory activities, British Telecom is rapidly extending the range of products it is offering to customers.

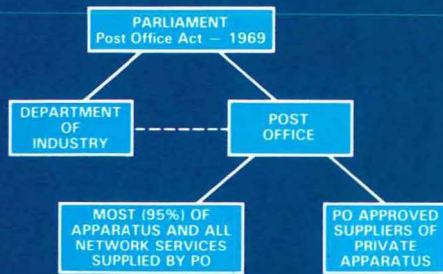
At the time liberalisation was first announced, emphasis was on competitive supply of equipment but perhaps the most significant developments have been in the network. Mercury was licensed following a report by Professor Beesley and it would be a mistake to underrate the nature of the competitive threat from a network of this kind. The US experience shows that similar networks are, after a slow start, now rapidly expanding.

For many months after Mercury was licensed, British Telecom, with the DoI and representatives from the telecommunications and computing industries, were engaged in tough talks to arrive at a definition of value added network services, an issue which has caused problems in the US and throughout the world. In essence, the general licence, one of the most liberal ever drafted, allows any system to be run over the British Telecom, Mercury or Hull public switched or private circuit networks which adds genuine value in the form of storage, processing or conference calling. Aim of this measure is to allow innovation in information technology – leading to more traffic for the carriers.

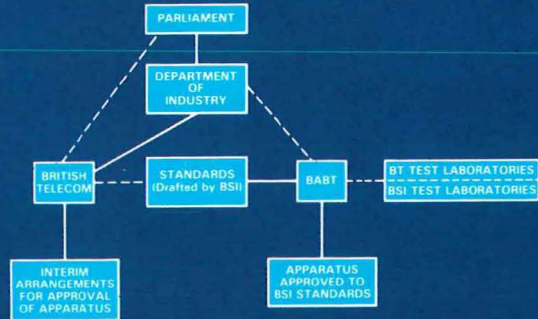
In ten or 15 years, the introduction of competing cellular radio networks may well be seen as one of the most significant developments in the liberalisation programme. Mobile radio systems have in the past appealed necessarily to a small and select clientele. Once it seemed that citizen's band radio might meet the needs of a much larger market sector but cellular radio, due to start in 1985, could transform the image and importance of the service.

Not only might early growth be spectacular but a new range of customer equipment and add-on facilities will be provided, and the gap between people on the move and those at home or in the office narrowed. Radiopaging services will be improved and expanded as will cordless telephones.

TELECOMMUNICATIONS IN THE U.K. — OLD REGIME



TELECOMMUNICATIONS IN THE U.K. — NEW REGIME



Deregulation will also affect network use in the home. Prestel and viewdata services began this change and home computers have already stimulated it. Network developments allowing gateway facilities have helped, as have current energy-saving policies. But one of the most exciting developments is the prospect of interactive services on cable television. Here the potential for both customer and network operator has clearly been seen in the fascinating information technology house in Milton Keynes where the corporation has clearly seen that telecommunications is about people and progress.

With the Government proceeding with a Telecommunications Bill based on that which fell as a result of the general election, the future of telecommunications in this country will be strongly influenced by the proposed OfTel (Office of Telecommunications) regime; and, for British Telecom in particular, by the terms of its licence. These would probably include both obligations on British Telecom to provide a 'universal' telecommunications service in the UK, and conditions designed to ensure a fair balance between British Telecom and its competitors. But the regime also must be sufficiently visionary to enable the organisation to develop, and exploit full-bloodedly for its customers, the new services becoming possible.

Where it will all end depends to a large extent on British Telecom. The future for those fortunate enough to be engaged in marketing will not be fun but it will be challenging — and in an expanded market both British Telecom and its competitors will have considerable scope. ①



An example of a rapidly improving and expanding service is Radiopaging.

Hawk is the trade name for the cordless phone being sold by British Telecom.




Mr F. Lawson is Director of Regulatory Affairs at BTHQ.

British Telecom Journal, Summer 1983.


Testing time for faults

Jim Hutchings
and
Dave Dewfall



The authors, Jim Hutchings (right) and Dave Dewfall, check the setting of an address switch on the Colt dialler card.

4TEL pinpoints the location of a fault, enabling a faultsman/jointer to clear the problem quickly.



Despite complex switching equipment and sophisticated transmission systems, telephone service to customers depends as much on the simple pair of wires between the exchange and telephone as on any other factor. Regular routing of the local underground cable network can detect defects before they cause service interruptions and so a new approach to testing customers' lines has been pioneered in Bristol Telephone Area where a new subscriber line testing system has been introduced. Known as 4TEL, it is manufactured by the Automatic Test Equipment Company, Teradyne.

Bristol was the first area in the country to install this system – initially on a field trial basis. Local management wanted to harness the power of microelectronic technology to help achieve greater efficiency in the repair service and give a better service to customers. The idea was to see whether 4TEL could help detect and repair faults before the customer was even aware of them, reduce fault clearing times, distribute faults to the right person first time and generally derive better performance from external plant.

The trial system involves testing about 25,000 working circuits on four exchanges – two electronic at Avonmouth and Stoke Bishop and two crossbar, one at Almondsbury and the other at Henbury.

The heart of the system is the central office line tester (Colt) – a micro-processor-controlled measurement unit which is installed in each local exchange and gains access to each subscriber line via the exchange test selector. It can routinely test up to 10,000 lines overnight and performs a range of other tests on demand. Colts are linked back to a service area computer (SAC) over data links with no distance limitation. Although only four Colts are featured in the trial, the system can be expanded to handle many more than this.

Repair service staff operate the system by visual display units (VDUs) connected to the SAC. The SAC is interfaced to a British Telecom small business computer (SBC) which holds routing information. It is planned to

interface 4TEL with the computer-assisted RSC system called ARSCC – administration of repair service controls by computers – (See *British Telecom Journal* Winter 1982/83) when this is installed in the near future.

The primary functions of the 4TEL system are network surveillance, line testing, fault distribution and fault location. In the network surveillance mode, all lines served by 4TEL are tested every night and directory numbers of faulty lines and directory numbers of permanently busy lines are automatically printed out early each morning at the RSC.

Faults are given a distribution priority of severe or moderate and categorised into battery contacts, shorts, earths and background. Abnormal voltages on lines are also reported. Fault information can be fed to the SBC which groups the lines by cabinet, pillar and distribution pole to give early warning of potential black spots.

If a nightly routine reports a customer's line as faulty with a battery contact fault, the fault is handed, early in the morning, to the duty repair service control officer (RSCO). He tests the line using 4TEL and confirms the fault still exists. The

screen (below) verifies that there is an earth fault which is registering 572 ohms towards the interaction point. If necessary the RSCO calls up the past eight day's surveillance history on the line together with an insulation summary which indicates any multiple faults.

There is also a dial speed and multi-frequency testing facility and special tests are available to help diagnose more difficult faults such as overheating and mains-induced noise.

The Colt can measure cable pair imbalance and this can be displayed on the VDU. In the case described above, a fault exists and the RSCO is able to distribute it quickly to an underground faultsman.

A faultsman/jointer is given the report and, after checking cable information arrives at the appropriate distribution pole to perform an interactive test in co-operation with the RSC. The RSCO uses the 4TEL contact location sequence to take the faultsman/jointer through the procedure. A short is put on the faulty circuit so that the system can recognise the identified pair and the Colt can make a series of rapid measurements to find out where the faultsman/jointer should go to

find the fault. Within a minute or so, 4TEL reports the distance from the faultsman/jointer to the fault in ohms and in distance. The faultsman/jointer makes good the repair and then asks the RSCO to retest the line to verify that it is working. In a case like this, the customer is back in service before he even knew he had a fault.

The Bristol 4TEL trial has been monitored by a joint committee comprising local management and unions. Night surveillance, linked to black spot analysis, is helping the area to establish a more preventive and less reactive maintenance approach. Bristol Area now plans to expand the 4TEL system to 20 Colts serving virtually the whole of Bristol north and central RSC territories and taking the capacity up to 116,000 working circuits. ⊕

Mr J. L. M. Hutchings is executive engineer, local cable maintenance and **Mr D. W. Dewfall** is assistant executive engineer, 4TEL project officer, both of Bristol Telephone Area.

British Telecom Journal, Summer 1983

Below: Every night, all lines served by the 4TEL system are tested, and directory numbers of faulty lines and those that are permanently busy are automatically printed out first thing each morning.

Bottom left: An earth fault sequence as displayed on the screen.

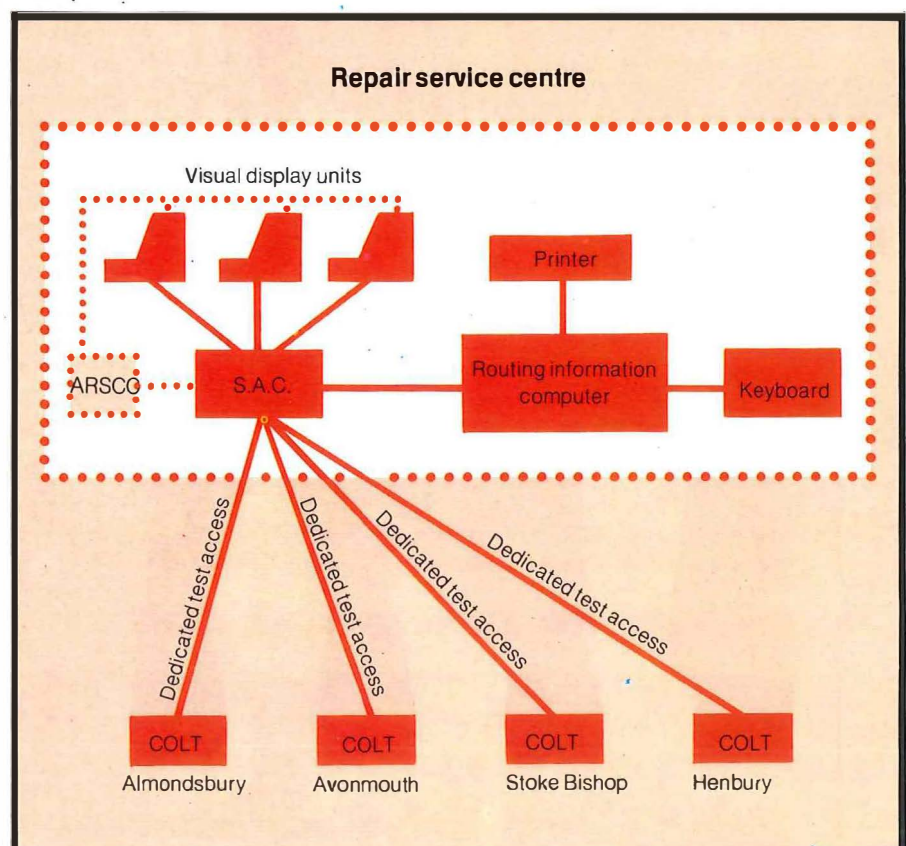
Bottom right: Layout of Bristol 4TEL trial system.



BRITISH TELECOM BLACK SPOT ANALYSIS-BRISTOL, TELEPHONE AREA


Printed at 08:00 on 08/03/83
For 4TEL exchange CATERHAM-1232

EXCHANGE	CAB	DP	SPFAULT	NO. FAULTS	NO. DICE PAIRS	TEL. NO.
HENBURY	2		C	71	1253	
		970	C	0	425	
		8	C	3	15	503079
		602	C	1	10	503918
3	248		C	0	248	
		13	C	2	15	503570 503751
4	637		C	12	666	
		42	C	3	7	503982 504134 504251
636		7	C	1	13	502399
		635	C	1	10	502822
801		18	C	0	11	501844 192627
		640	C	0	24	502644 502798 502827





A Leonard Stokes design, Gerrard exchange building was constructed on the site of the Pelican Club in London's Soho and opened in 1907.



Leonard Aloysius Stokes.

The forgotten architect...

Continuing our short series by Reading Area telecommunications historian, **John Duncan**, this article looks at the career of little-known telephone exchange architect, Leonard Aloysius Stokes.

Today, more than 50 years after his death, Leonard Stokes is hailed as an architectural genius. Of 19 telephone exchange buildings he designed before 1914, seven are still in working order and continue to play an important role in British Telecom's network.

Stokes' ventures into the world of telephone exchange design roughly coincided with his marriage in 1898 to Edith Gaine, daughter of William Gaine, managing director of the National Telephone Company, whose multi-million pound assets are now part of British Telecom. Until then Stokes, who was 40, had confined his talents mainly

to church design and was ranked in the top six architects in the country.

Beginning with a cautious approach, Stokes' first works were poor imitations of late Victorian, 'Gothic' architecture. But after his marriage he quickly established himself as a pioneer in stylistic modern buildings which were immensely strong. A carcass of iron beams, riveted together, formed a framework of metal. This in turn was jacketed in a shroud of reinforced concrete. The whole was then covered with a cosmetic façade of hand-made bricks and columns of Portland or York stone. His windows, however, are his thumbprint of recognition. Almost all his buildings have large arch-shaped windows at ground level.

By the time his father-in-law died in 1907, Stokes was already being greeted as the innovator of a new national style for British architecture. His telephone buildings at Reading (Minster Street), Cambridge (Alexander Street), Aberdeen (Bon Accord Street) and at Southampton, Tottenham and Blackheath, were classic examples of his work. His crowning achievement was in 1910, when he was voted president of the elite Royal Institute of British Architects – a post

that he was to hold on to for two years.

But 1912 was a bleak year for Stokes. His monopoly of the British telephone buildings programme was broken. The licence, granted by the Postmaster-General in 1880 to the National Telephone Company, to develop the telephone network, was ended. All the company's assets, including the exchanges, were taken over by the Post Office. Stokes was made redundant. Undaunted, he returned to his original craft of designing churches. His last major contract of any significance came in 1915, when he designed the impressive Cathedral in Georgetown, Guyana. By this time, the Great War in Europe was in full swing. Men and materials were in short supply, and building construction ground to a halt. Stokes was never to work again.

But he was not altogether forgotten, for in 1919 he was honoured with the Royal Gold Medal. A grand ceremony was held in London, with a display of his drawings and pictures. By 1925 he was completely paralysed, and he died at home, in Chelsea, on Christmas Day. [Ⓙ]

British Telecom is again demonstrating a clear intention to maintain its leading role in world telecommunications markets with its impressive list of services and systems on show at the World Telecommunications Exhibition – Telecom 83 – in Geneva at the end of October.



The British Pavilion at Telecom 83, covers an area of nearly one acre, and the latest telecommunications techniques and products from the UK will be on display.

Focal point will be the co-ordinated area in which British Telecom, GEC, Plessey, STC, Marconi and TMC jointly participate to show a comprehensive capability to serve the needs of posts and telecommunications authorities and other communications organisations throughout the world.

Among new exhibits to be seen in this joint area is an extensive range of new-generation systems and equipment, covering every aspect of switching, transmission, rural communications and advanced services, all brought together by an integrated services digital network (ISDN).

As well as SystemX, the UK's new national exchange for the digital era, Britain is featuring the UXD5 system especially suitable for providing small stand-alone exchanges in rural areas of low telephone density.

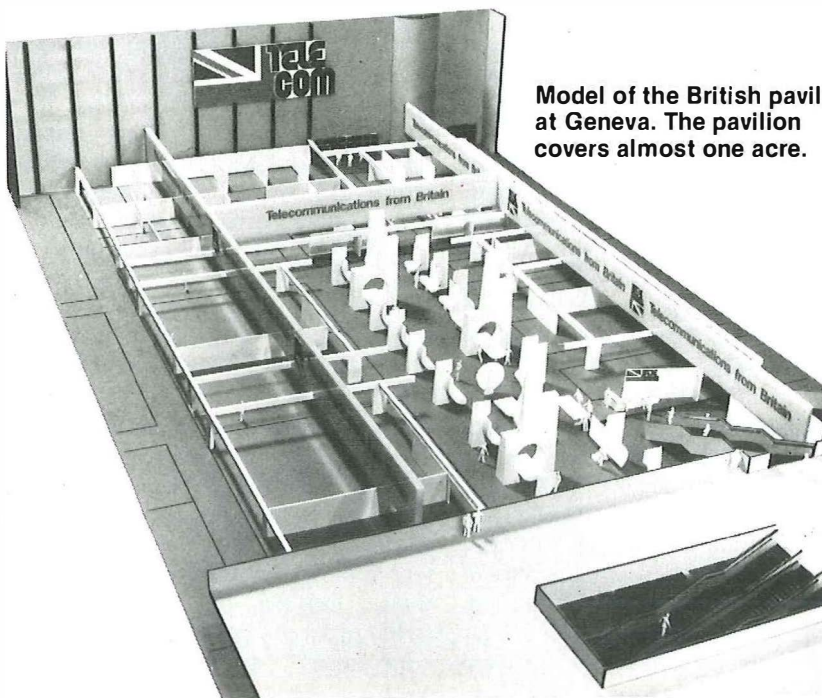
Surrounding the co-ordinated display are the individual stands of the six joint participants. Also in the British Pavilion, are 58 other exhibitors under the aegis of the Electronic Engineering Association and the British Overseas Trade Board (BOTB). There is a special external display area, of some 2000 square metres, where equipment including mobile earth stations will be operating.

Geneva showcase

British Telecom runs one of the world's largest and most sophisticated telephone networks. It is introducing the world's most comprehensive optical fibre and digital transmission links and is marketing and maintaining advanced business and residential communications equipment. It is now also providing UK trade and industry with more and more integrated telecom-

munications facilities and is establishing London as the hub of all international communications networks.

Its stand at Geneva has three main areas and themes – London as the centre of communications, office automation by British Telecom, and British Telecom's expertise in planning, managing and operating networks. In addition there will be specialist areas featuring sub-



Model of the British pavilion at Geneva. The pavilion covers almost one acre.



Some of the modern telephones on show at Geneva.



Submarine cable systems form a specialist area of the stand.



Slow-scan television is being demonstrated . . .

marine systems and high technology spotlighting the latest research and development, with optical systems as the focal point. The combined activities of Telconsult and Teletrade are also being featured, along with an explanation of the new competitive stance British Telecom is now adopting.

The huge stand also reflects the organisation's new, streamlined profile. A particular feature is how British Telecom is turning the UK – focused on London – into a centre for world communications. It shows how its digital telecommunications network is growing and how British Telecom can provide the world with the expertise and equipment needed to plan, manage and operate modern communications systems. Particular emphasis is placed on the ability to sell high technology products, services and technical know-how overseas through its exporting arms, Telconsult and Teletrade. The aim is to boost the market for British Telecom's own products, as well as improving export opportunities for the country's telecommunications industry as a whole.

Already, many of the world's largest trading companies regard the UK, with its excellent international links, as the world's telephone exchange. Japan's top ten companies have already chosen London as their communications hub. The stand will promote the marketing aims of British Telecom London and British Telecom International by using four illustrative themes, led by X-Stream services and Overlay, the high-speed

digital network which overlays existing services. The display shows how the X-Stream family of advanced public and private network services were first introduced.

The X-Stream services are designed to provide high-quality digital services either on a switched basis – Switch-Stream – or on a point-to-point basis – KiloStream and MegaStream. SatStream will offer switched point-to-point and point to multipoint facilities via satellite. One way of bringing the Overlay network into customers' premises will be via 29 GHz microwave radio, and one of the tools for interconnecting the 2 Mbit/s streams of data to and from customers, will be the 2 Mbit/s digital switch. British Telecom will demonstrate it by using an electronic funds transfer terminal operating over packet switch-stream (PSS) and the International Packet Switching Service (IPSS).



PSS extends the choice to customers for data transmission. It is accepted as the main network solution where widespread standardisation and error-free communication is required using an internationally accepted protocol. The flexibility and availability of PSS make it useful for most data applications. Access between the UK and overseas customers is provided by expanding IPSS which covers more than 20 countries. This service also provides major international transit facilities for packet-switching traffic between other countries.

Specialised packet assembly/dis-assembly units to support electronic

funds transfer and gateways to other networks are being introduced. Initially the PSS-to-telex adaptor will be used to support teletex operation. A PSS-to-Prestel gateway is also on display, as it forms the basis for home banking and shopping facilities. Another important development for PSS users is British Telecom's network interface unit (NIU). This is a powerful but cheap packet concentrator and switch, handling up to 32 terminals and four PSS connections.

KiloStream is British Telecom's major digital private circuit service, offering business customers a digital link within 30 days. Ideal for large companies or multinationals with heavy data transfer needs, the KiloStream service will grow from 250 exchange sites this year to 400 by the end of 1984. MegaStream is the highest digital rate private circuit service in the X-Stream range. Although it can be tailored to speeds up to 140 Mbit/s, British Telecom expects the main interest at Geneva to come from companies wishing to upgrade their analogue wide-band circuits to 30 or 31, 64 kbit/s digital channels.

The other private circuit service of the X-Stream range is SatStream (see page 28). This small-dish satellite service will offer integrated and flexible digital transmission facilities for intra-company networks from early next year. Earth terminals will offer businesses private digital integrated communications across Western Europe, to North America or within the UK from anywhere in the British Isles. Access to the satellite will be



... and the City Business System is also on show.

Prestel's Micronet 800 service is likely to be a major attraction ...

... while Telecom Gold electronic mailboxes are being shown in action.

via these small dish earth terminals, either at a customer's premises or at a nearby location for simultaneous use by several customers. Transportable terminals will also be available for providing urgent or temporary links.

The stand contains exhibits showing how British Telecom is coping with the rapidly changing field of information transfer and the evolution of new-range teleprinters, Telecom Gold electronic mailboxes, Bureaufax and the development of a comprehensive teletex service. Here the emphasis is on service to the customer and the international nature of the services available, such as international leased telegraph message switching (ILTMS) and international private leased circuits (IPLC).

Slow-scan TV, Teletrade's new City Business System and other advanced developments in Prestel are all being shown in action. Where possible, hardware will come from the British Telecom Enterprises (BTE) Merlin range. Many customer products are also on show including modern telephones and other advanced equipment, which not only illustrates what British Telecom can provide on existing networks, but gives a modern profile to Teletrade's marketing image by showing the modern equipment that can be bought through Teletrade. A new videoconferencing system, using 2 Mbit/s digital links, and eliminating the need for a fully equipped Confravision studio will also be on display. This will increase flexibility and reduce costs to a level where businesses

can have individual private systems.

Office automation systems by BTE are being strongly featured. One development - marketed through Merlin - is a modular system of terminals and interface units allowing customers to automate their offices and add further services as the need arises. Although London is being used as the backdrop for these Merlin products, it is being made clear that they are available throughout the UK. By October, products will include a high quality word processor and a range of small business computers all with telex and data communications facilities.

The theme on the planning, management, operation and promotion of networks shows how British Telecom - through Telconsult - helps overseas communications administrations. This part of the stand deals with the issues involved in planning a network, with emphasis on conversion from analogue to digital. Examples include traffic measurement using portable traffic recording equipment, cable performance measurements with a digital crosstalk analyser, planning rules for digital lines, and aids for junction network design.

Managing and operating a network is a daunting task, but one which Telconsult can handle by offering the skills of British Telecom staff. That British Telecom can advise and deal with such problems is being shown by demonstrations of the building services management system, the repair service centre (RSC) organisation, and the building distribution

system with 'Rapide' plug and socket connection to customer equipment.

Submarine systems form the specialist area of the stand, and deal with such issues as development, planning, installation, commissioning and maintenance. The display features cable joint designs and cable fault location equipment, as well as the development of lightweight cable using optical fibre and cable testing machinery. New fibre cable designs and jointing techniques are also being shown.

British Telecom International can install and commission a complete submarine system from cable station to cable station. A special feature includes a demonstration model of its unmanned remotely-controlled underwater vehicle about the size of a five-ton truck - which can bury and survey submarine cables. With optical fibres as the focal point in the final part of the exhibition, British Telecom looks to the future, pointing out that the hardware on display is just part of the total research and development effort undertaken.

Thus British Telecom has two main aims. It wants the world to bring its communications business to the UK - particularly London - and it wants to encourage the world to buy British Telecom expertise through Telconsult, and British Telecom products through Teletrade. Geneva provides the ideal shop window ...



SHARES IN

This article, specially written for *British Telecom Journal* by **Sir Nicholas Goodison**, chairman of the Stock Exchange, looks at what is involved when a state-owned corporation like British Telecom is sold off to private investors.



The Government's intention that British Telecom should become a public limited company, with up to 51 percent of shares available to the general public, marks a crucial change in British Telecom's life. The British Government would remain as the major single shareholder, but would cease to exercise commercial control. The share issue will also give the British public and British Telecom's own staff the chance to share in the growth of the organisation.

The creation of the new structure for British Telecom follows the launch of British Aerospace, Cable and Wireless, Amersham International, Britoil and Associated British Ports. But the sale of British Telecom shares will be a much larger operation than any of these.

All these former state-owned corporations were turned into public limited companies, with share capital which could be transferred between investors through the Stock Exchange. About 50 percent of this capital was then sold to the general public and to the company's employees.

But how was this done? Basically, the Government and the companies were advised by banks and firms of stockbrokers who dealt with all details and formalities. Then, when everything was in order and all the legal and accounting requirements dealt with, a prospectus giving all the necessary details of the company, its trading results and its financial position was published, along with a form inviting investors to apply for shares in the company.

Most of these issues were made by an 'Offer for Sale', where investors apply for shares at a fixed price agreed between the Government, the company, the banks and the stockbrokers dealing with the offer. The Britoil offer however was handled differently. The shares were sold by tender. Instead of an offer for sale at a fixed price, a *minimum* price was fixed

and investors were invited to bid for shares at or above that minimum price.

Any method of flotation has its risks. For example, a fixed price could be chosen for a company which proves unexpectedly popular, meaning in hindsight that the price could have been fixed higher. And if for any reason a sale by tender is undersubscribed, then shares will be sold for no higher than the minimum price.


In the event, for example, too few investors applied for Britoil shares, because the oil market was changing rapidly at the time of the issue. But that did not mean the Government and the company did not raise the money they were expecting. The shares not taken up by investors were allotted to the underwriters who, for a small percentage fee, agree to take the risk of having to buy the shares at the issue price if not enough investors do so.

The staff of all the companies were allocated free shares as part of the issue and were given preference in subscribing for more. Apart from Britoil, which at the time of writing is priced in the market close to its issue price, all the shares mentioned are priced between 13 per cent and 150 per cent above their issue prices. But it is not just a question of quick profits. The employees have chosen to take a share in the future prosperity of the companies concerned.


Of course, share prices can fall as well as rise according to the general state of confidence in the country or in response to the company's own achievements, failures and prospects. But British Telecom is in the forefront of information technology, and its prospects are highly encouraging.

But, to return to basics. What is a share and what is the Stock Exchange? Stocks and shares play an important part in most people's lives. Anyone who has a life assurance policy or is a member of a pension scheme, for instance, is involved, because the premiums paid are invested

The familiar scene on the Stock Exchange floor.



THE FUTURE



in stocks and shares through the Stock Exchange.

When a company is floated initially, as British Telecom will be, shares are not sold on the Stock Exchange floor but are issued by a bank, called the 'issuing house', designated to handle the application. The allocation is decided by the bank and the broker in advance.

Basically the Stock Exchange is a market place for selling existing stocks and shares. The traders – or 'jobbers' – compete with each other for the business of buyers and sellers. But not everyone can just wander on to the Stock Exchange floor. This is the job of the broker and he goes into the market looking for the best bargain. Jobbers are like stall-holders and try to get the broker's business by offering the best prices to try to attract buyers and bidding the best prices to try to attract sellers.

All Stock Exchange member firms around the country are linked by telephone and closed-circuit television so that a broker in Aberdeen or Truro can deal with the jobbers as well as receiving the latest prices and information.

When he approaches a jobber, the broker will not say whether he wants to buy or sell. He will just ask the price. The jobber will give him two prices – one at which he will buy and one at which he will sell.

When the shareholder wants to sell some of his shares, he tells his broker, who goes to one of the Stock Exchange trading floors or makes contact by telephone, compares the jobbers' prices and sells at the highest price he can. When someone wants to buy, the broker will buy from the jobber at the lowest price. The broker can always choose between at least two jobbers in every share because the Stock Exchange insists that there must always be competition.

When a deal is made, the broker and the jobber each make a note of it in their dealing books: from that moment, with no piece of paper changing hands and no other evidence, the price is agreed and the shares become the buyer's. Only later is the paperwork completed. That is why the Stock Exchange motto – 'My word is my bond' – is so important.

Share prices fluctuate for many reasons. If more people want to buy than sell, prices go up; if more want to sell than buy, the price goes down. Shares in a

successful company will tend to rise over a period, those of a less successful one will tend to fall. On some days, gloomy economic news might cause prices generally to fall but good, well-run and profitable companies will, over a period, find this success reflected in the price of their shares. The telecommunications field, for example, is seen as an example of a growth industry, with great potential.

So the Stock Exchange is a market. But why is it needed? Companies and governments need to raise new money. Companies can raise money by keeping profits in the business by increasing charges for products or services. But this is not always enough. So they borrow from the banks. The problem with bank borrowing, though, is that it may have to be paid back quickly.

Alternatively, companies can raise extra cash through the Stock Exchange by an issue of loans or more shares. The money raised through issuing more shares does not have to be paid back by the company. Those who put the money up – the shareholders – can get their money back by selling the shares on the Stock Exchange. The company therefore has this money permanently to provide more jobs and to expand the business. The shareholder is taking a risk with his money but hopes for a good return if the company succeeds.

Companies now raise well over £1,000 million a year through the Stock Exchange – equivalent to £20 for every man, woman and child in the country. The Government raises even more, over ten times as much, on average, in recent years by issuing loans on the Stock Exchange.

Who actually buys all these stocks and shares? Some are bought by ordinary people from their savings, but most – more than half – are bought by pension funds, insurance companies and so on.

But it is impossible to capture the hustle and bustle of the Stock Exchange trading floor without experiencing it. Individuals are welcome to visit or parties of up to 40 can book through the Information and Press Department of the Stock Exchange, Old Broad Street, London EC2N 1HP. Telephone: 01-588 2355. [Ⓜ]

Privatized corporation will remain a single entity

Parkinson confirms timetable for British Telecom sell-off

British Telecom, whose privatization will be the biggest sale yet undertaken by Government, is to be kept as one corporation and shares will be sold in a single package.

'Thatcher to Sell British Telecom As Single Entity'

By LAWRENCE INGRAMMA
LONDON – Britain's Conservative Government said it will sell state-owned British Telecom as a single unit, ending speculation that the concern would be split into smaller concerns.

The government, as planned, introduced a bill to sell 51% of BT and said it hopes to begin the sale of shares to the public in the fall of 1983.

The sale of BT is a key element in Prime Minister Margaret Thatcher's plan to privatize a number of state-owned businesses including British Airways and the Ordnance Factories. The Conservative Government introduced a bill to sell shares in 1982, but the bill died when parliament dissolved before June's election.

The bill is designed to create a company more efficient and innovative than the current one, said Cecil Parkinson, Secretary of State for the Department of Trade and Industry.

The government's bill for shares in British Telecom and other state-owned companies will be introduced in the next session of parliament, Parkinson said.

But Johnston, Electronics Correspondent

but flopped. The Government will want to address its previous small investment in BT and avoid up of funds in BT.

Mr Parkinson, Trade and Industry Secretary, said the Government aimed to get the Telecommunications Bill on the Statute Book early next year and press ahead with the shares sale in the following autumn.

An earlier Bill paving the way for the introduction of a regulatory framework for telecommunications died in the House of Commons in June.

Mr Parkinson and other Ministers believe the public sale of BT will be a success. The government plans to sell 51% of BT and the rest to the public in a later sale.

The bill will give the way for the creation of the Office of Telecommunications, which will regulate the industry and set out rules for the sale of British Telecom shares.

PHONE USERS TO GET SHARES SALE PRIORITY

By ROLAND CRIBBY, Business Correspondent

A BILL to denationalise British Telecom and sell 51 per cent of the shares to the public was published again yesterday as the government stepped up efforts to block privatisation.

The bill gives the way for the creation of the Office of Telecommunications, which will regulate the industry and set out rules for the sale of British Telecom shares.

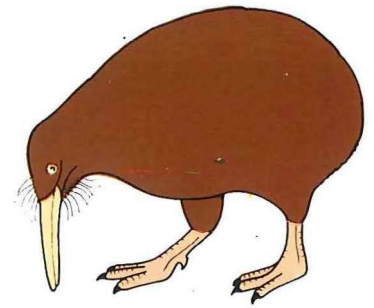

The bill will give the way for the creation of the Office of Telecommunications, which will regulate the industry and set out rules for the sale of British Telecom shares.

Early sale for Telecom

Shares in a privatized British Telecom should be on sale by the end of next year, Mr Cecil Parkinson, the Secretary of State for Trade and Industry, confirmed yesterday. Mr Parkinson said the privatized Telecom, with 51 per cent

Telecom sell-off

INDUSTY SECRETARY Cecil Parkinson yesterday confirmed that the government will sell 51 per cent of British Telecom to the public.



Expanding rapidly

This, the fourteenth in our series on overseas administrations, looks at the recent growth of New Zealand's telecommunications services.


New Zealand comprises two main islands, whose total area of 105,000 square miles is slightly larger than that of the United Kingdom. Population, however, is only 3.2 million, of whom about three quarters live on the smaller North Island. One in two New Zealanders lives in the principal cities of Auckland, Wellington, Christchurch and Dunedin, while only 16 per cent live in rural areas.

High above Marlborough Sounds, a wooden tower carries a subscriber multi-access radio system used to provide basic telephone service in remote areas.

...THE WORLD OF TELECOMMUNICATIONS...



New Zealand engineers haul in a spur of the new Anzcan cable at Takapuna Beach, Auckland.



Engineers examine equipment at a stored program control exchange.

As part of the British Commonwealth, New Zealand is a constitutional monarchy, with a parliamentary system based on that of the UK. The New Zealand Post Office (NZPO) is a government department, responsible for both posts and telecommunications, as well as running a Post Office Savings Bank. Its director-general reports to the New Zealand House of Representatives, who set regulations and prices according to government policy.

Headquarters of the NZPO are in Wellington, but control is devolved through two complementary structures. The engineering division functions through the Wellington headquarters and two other regional offices in Auckland and Christchurch to 14 district centres throughout the country, while the non-engineering division functions through 22 chief post offices, which also control the postal and savings bank operations.

The NZPO has a telecommunications monopoly, and provides telephone, telegraph, telex and data services as well as allocating and regulating radio frequency usage. Additionally, a number of circuits – often leased from NZPO – are operated by the New Zealand Broadcasting Corporation, the Ministry of Energy's Electricity Division, and the National Railways Corporation.

With 1.9 million telephones – 1.2 million connections – and over 0.59 telephones per head of population, penetration in New Zealand is about 10 per cent higher than in the UK. About 75 per cent of connections are served

by Strowger exchange equipment, with the rest either crossbar (21 per cent) or manual (four per cent). With the opening of the first digital exchange in February last year, New Zealand has begun an equipment replacement programme which aims progressively to provide a highly efficient, nationwide, integrated services digital network.

Currently, STD is available to fewer than 60 per cent of customers: the remainder have to use operators at the toll offices to connect calls outside the toll-free calling area. A high priority is to extend STD as quickly as possible to cover the whole country. This, however, ranks behind the NZPO's development programme to upgrade the rural sector which includes plans for the conversion of the remaining manual exchanges, the upgrading of the many multi-party lines, and the replacement of old aerial lines with more efficient cabling systems.

The policy of the NZPO is to allow customers to make free local calls to the town or city centre serving most of their daily needs. At present all but five per cent can do this with the country currently divided into 262 toll-free areas. It is the administration's intention to group the 797 local exchanges into 80 larger areas but this is largely dependent on the speed of replacement of manual exchanges and the augmentation of connection circuits.

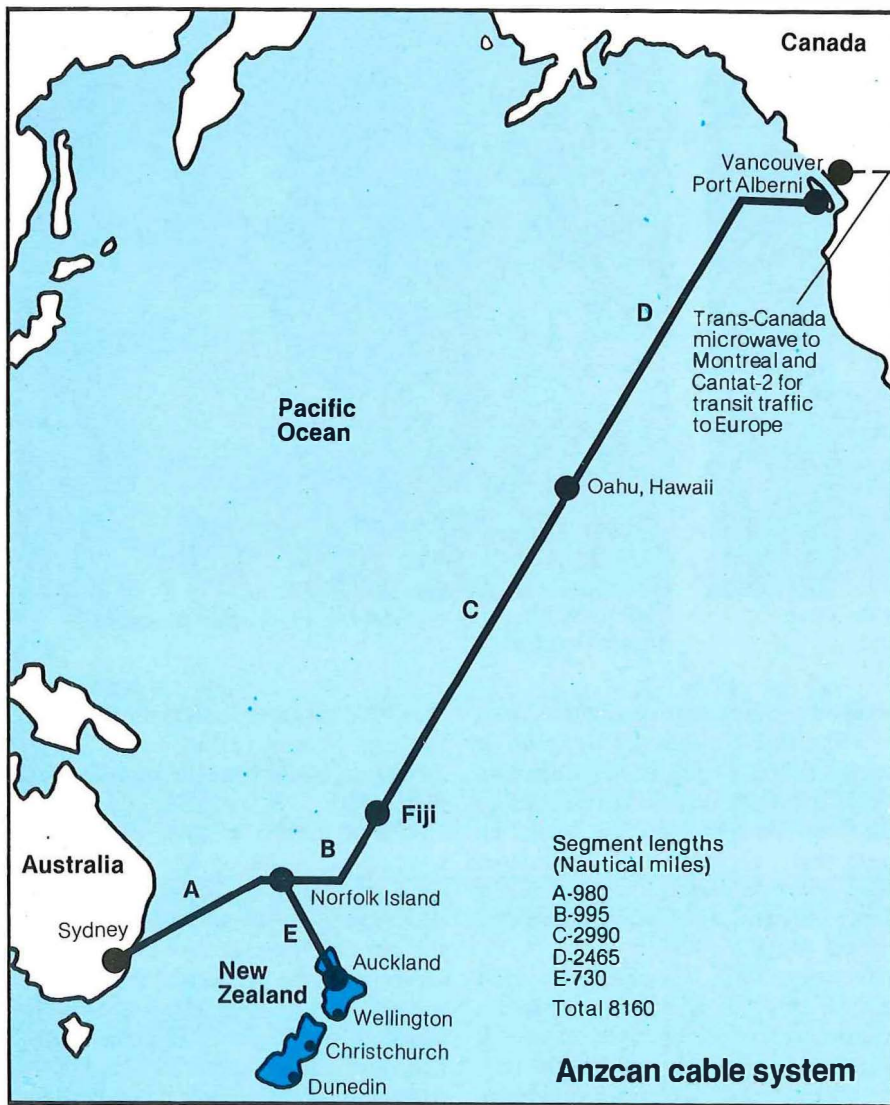
It is aimed to complete the regrouping within 10 years, giving any customer free local call access on average to 15,000 connections, compared with about 5,000 at present. There is a large variation between exchanges, however, with more

than 100,000 subscribers in the same toll-free zone in some urban areas, while for many rural subscribers the number is less than 1,000.

To take account of these differences, a complex rental system is applied. Customers pay not only according to the class of service – there are three business and one residential categories – but also according to the extent of shared service and the size of their toll-free area for which there are seven different steps. Cheapest annual rental is about £40, while the highest is more than eight times as much.

Cost of trunk calls is high, because they partially subsidise the free local calls and local calls from any of the country's 5,000 coinboxes, which are untimed but cost about 3p. Other supplementary toll services, such as person-to-person, transferred charge or urgent calls are relatively expensive. Priced according to the New Zealand structure, the typical UK residential customer's phone bill would rise marginally, while single-line business subscribers would pay more than half as much again.

Pulse code modulation systems are increasingly being used on trunk circuits, and the first fibre optic system has been installed in Wellington. In common with much of New Zealand's telecommunications equipment, the hardware is predominantly supplied by Japan. Both the NZPO and the Broadcasting Corporation of New Zealand (BCNZ) operate microwave links throughout the islands, the two routes being similar with sites often shared.



The main route runs north to south along the eastern coastline, and spurs link this with the other major areas of population. The Post Office network carries mostly telephone signals, but with additional provision for data and other signals such as radio programme material: television is carried exclusively by BCNZ's network.

While use of telegrams has continued to decline, in line with global trends, telex demand is growing at a steady eight per cent a year. About four per cent of the two and a half million telexes sent in 1981/82 were public messages. As well as making public telex booths available in main post offices, the NZPO operates a 'Phonatelex' service for non-subscribers, allowing messages to be passed by telephone to central bureaux from which telexes may be transmitted either within New Zealand or overseas.

New generation, stored program control (SPC) telex exchanges have been installed in Auckland and Wellington,

reducing costs and allowing the introduction of new facilities such as datex - a 300 bit per second data and text communication system. This is more reliable and efficient than the current datel, which can operate at up to 2,400 bits per second but uses the switched telephone network.

Leased data circuits can provide speeds of up to 9,600 bits per second, and special circuits for even higher speeds are also available. Facsimile transmission has been extended through Bureaufax to allow public access at major district post offices, complementing the existing use of the public-switched telephone network with privately-owned terminal equipment. Planning continues for the introduction of packet switching, due to start this year.

Use of radio in New Zealand continues to increase as a means of communications, and more than 150,000 transmitters are currently licensed. Facilities for the land mobile radio-telephone service are provided by 100 base stations, cater-

ing for 7,200 subscribers and 60,000 radio-equipped vehicles. Privately operated services account for a further 13,000 licensed vehicles. A wide-area radiopaging service - Telepaging - is now becoming established in major cities and while the NZPO provides and maintains the service, receivers are produced and marketed by private industry.

For communications overseas, the satellite earth station at Warkworth connects New Zealand to other countries bordering the Pacific Ocean, via the satellite Intelsat IV. A total of 616 international circuits were in operation last year including those carried by the Tasman and Compac submarine cables. Compac, which crosses the Pacific, is reaching the end of its design life and contracts have been let for its successor, Anzcan, which is scheduled to be in service by 1985. Anzcan will connect New Zealand with Australia and Canada, being routed additionally via Norfolk Island, Fiji and Hawaii, with about 20 times the circuit capacity of Compac.

International direct dialling has been available in New Zealand since 1979, and 106 countries can now be accessed. Use of both international telephone and telex facilities continues to grow at rates of nearly 20 per cent a year, and access to US and Australia information services databases, recently available through a service called Oasis, grew at 60 per cent in 1981/82.

To cope with this spectacular progress, a contract was let last year for a new international gateway exchange - another of the ambitious expansion schemes planned by the NZPO which saw nearly £60 million allocated to capital investment in 1982/83, mostly for telecommunications. Almost half of this amount was met by the previous year's operating surplus.

Assuming there is no change in government policy, the combined programme of expansion and modernisation now underway should allow New Zealand to remain justifiably proud of its telecommunications system. (1)

The authors - Messrs P. H. Dabbs, D. A. Long, I. Sarwar and Ms C. M. C. Aust are all members of the international comparisons and statistics group. They acknowledge the help of the Telecommunications Division, Post Office Headquarters, Wellington.

The need for a major new study into the growth of data communications is currently being considered by the Eurodata Foundation.

It was estimated that in 1979 one million people throughout Europe used data communications as part of their normal daily work. By 1987 it has been predicted that this figure will be six million. Services like Teletex, Videotex and the electronic mailbox, continue to broaden the scope and flexibility of data communications and new networks and products are being introduced to meet the needs of the marketplace.

Monitoring this growth and change and forecasting future demand are tasks vital to the strategic planning activities of the European telecommunications authorities and it was to help them keep ahead of developments and ensure that opportunities for market expansion were fully anticipated, that Posts, Telecommunications and Telegraph authorities in Europe set up the Eurodata Foundation in 1976.

The Foundation originally comprised 17 PTTs of Western Europe, including British Telecom, and is a separate legal entity with the status of a foundation under Dutch law. Membership was increased to 18 in 1978 when Austria joined. The Foundation's registered office is in The Hague but its day-to-day business affairs are conducted from the management office in London, by staff on informal secondment from British Telecom.

(See *Post Office Telecommunications Journal*, Spring 1979.)

The roots of the idea of the Eurodata Foundation go back to 1972 when a large-scale study of data communications in Europe was undertaken for the PTTs by consultants. Forecasts of a large growth in demand were produced but even these were eventually surpassed by the demand which arose, and by 1976, thoughts were trained towards a new large-scale investigation. There was also the growing recognition that a separate body was needed to set up, administer and finance such a project, so the Eurodata Foundation, under the auspices of the European Conference of Posts and Telecommunications (CEPT), was created to meet the requirement.

In March 1978 a study was commissioned to report on the growth and development of demand for data communica-

Here, the Eurodata Foundation team (from left, Linda Porter, Steve Valiant and Malcolm Acres) check the latest forecasts of data communication growth from their own database. Results are published and made available to member countries as well as being sold on a commercial basis.



Steve Valiant

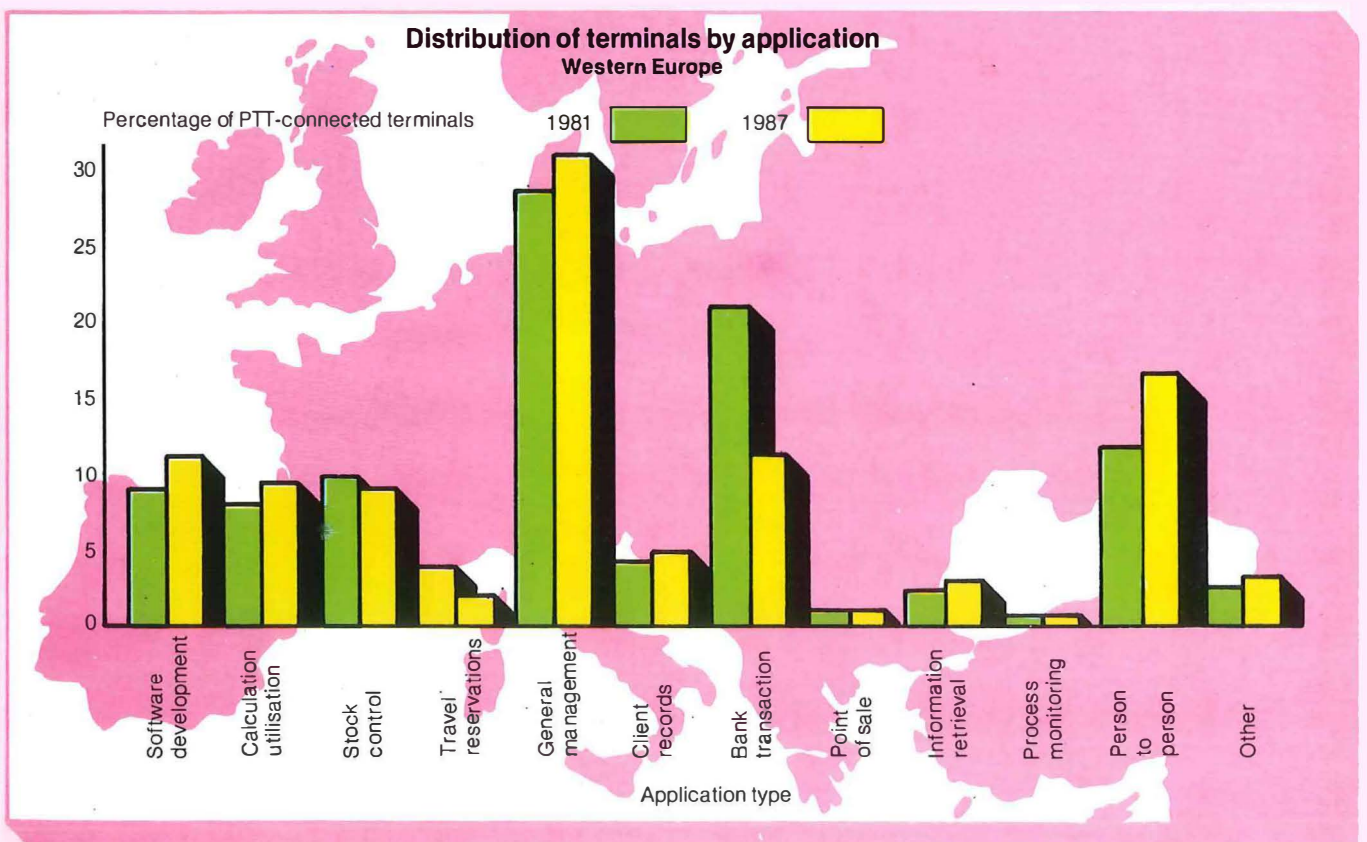
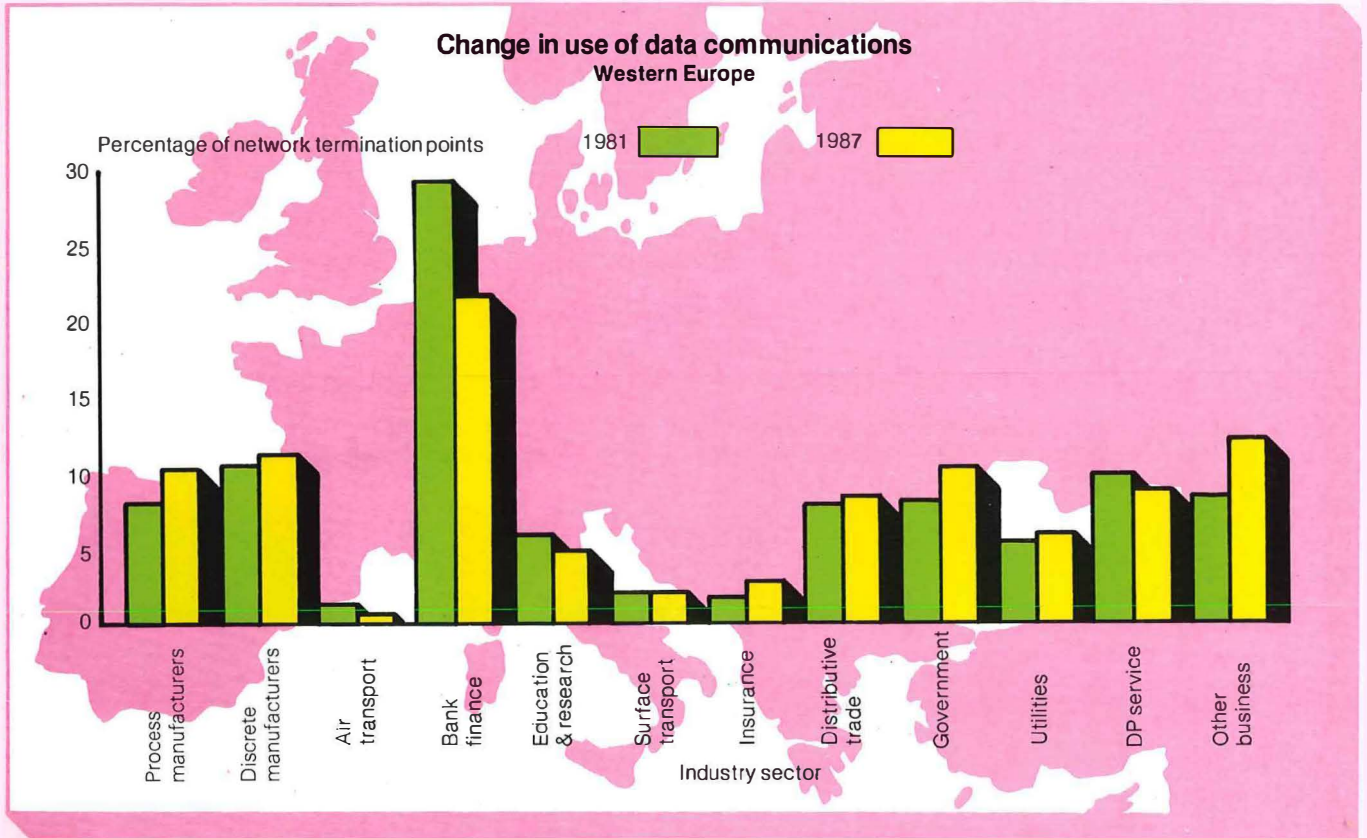
STRENGTHENING THE FOUNDATION

tions up to 1987. There was particular interest in the likely demand for connections to and use of the new public data networks, packet-switched and circuit-switched, which were being implemented or planned by the Foundation member PTTs. In addition, the growth of demand by application type and

industry sector grouping was forecast, providing valuable marketing strategy guidance and highlighting what were the likely dominant market sector growth factors.

The main conclusions of the study were clear. It was forecast that the number of data connections in Europe would grow

fourfold to 1.6 million by 1987 with a corresponding sixfold increase in the terminal population to nearly four million and a sevenfold increase in volume to 100 million bits per day. In 1979, the UK had the largest number of data connections (117,000) and it was forecast that this lead would continue to 1987. Sweden



had the highest penetration of data connections per 1,000 working population (5.7) and it would retain and extend this lead by 1987.

One of the most significant predictions of Eurodata 79 was the high demand forecast for the new public data networks, particularly those using packet-switching. By 1987, one in three data connections would be to these public data networks. The latest indications suggest that this forecast is likely to turn out to be optimistic and the ratio now expected is nearer one in five. The underlying demand trend remains, however.

Inevitably, when forecasting, assumptions have to be made. Those applied to Eurodata 79 were valid then but time has shown a number of them to be in need of revision. The Foundation member PTTs decided therefore to re-run the computer forecasting models late in 1981 and early last year, using latest available statistics and revising a number of the earlier assumptions.

This exercise confirmed many of the trends forecast, but also highlighted a number of differences when compared with the original results. The large growth in demand was forecast to persist but revised introduction dates for public data networks and early evidence of slower take-up by the market, gave forecasts of a smaller likely population by 1987. Certain differences in the trends toward higher speed working were also highlighted.

The exercise demonstrated, however, that regular revision of assumptions and renewed production of forecasts were valuable inputs to planning within the PTTs and the project is scheduled to be repeated this year. The time horizon will

be moved forward to 1991. This year's re-run, like the last, will use the original computer models installed on a Univac mainframe in Madrid and accessed by Data Processing Executive staff via network nodes in London.

Because of the changes taking place, however, and the dawning of the age of integration and office automation, new approaches need to be developed. Accordingly, the Foundation has been given the task of investigating the need for a new major study and how an examination of the growth and development of demand for non-voice services to 1995 might best meet the needs of the member PTTs. Since each of the European administrations also conducts its own research for strategic planning, it is important that a new study, like the previous ones, should provide real benefits from the international and multi-national dimensions. These benefits must be provided for both the large and advanced administrations such as British Telecom and the smaller administrations or those with less well-developed markets.

Evidence from the 1972 and 1979 studies shows that real advantages can be obtained from well-conducted studies undertaken by the PTTs of Europe collectively. There is, of course, a straightforward financial advantage as a result of pooling resources and inventing the required wheel once only, but joint co-operation by Foundation members extends beyond the financial considerations. Other valuable resources such as expertise, data and experience are combined to mutual advantage.

This approach provides significant benefits since it is rare to find that any one

country has available the complete range of information and statistics to realise the full potential of a large-scale investigation. Where such gaps exist, the collective approach allows them to be filled and sparse evidence can be strengthened by gathering information from a number of sources throughout Europe.

The Foundation has now started to investigate seriously its next major study. Early exchanges of ideas have suggested that a number of changes will take place by 1995 and these will raise many issues for the PTTs of Europe. Office automation will open up whole new market areas for non-voice services and products and the traditional data communications market is being altered by the developing trend towards distributed data processing. The development of text communications services in particular is expected to forge ahead quickly in Europe, and integrated terminal devices and work stations are likely to play an important role.

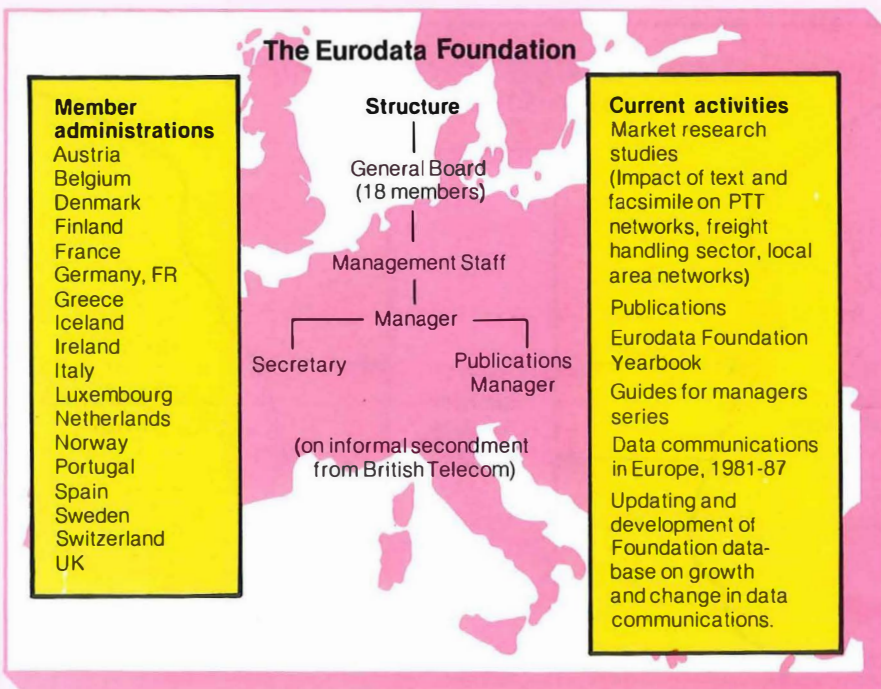
Opportunities will be created for more value-added network services. Existing networks usage will continue to grow and the public data networks will firmly establish themselves during the course of this decade. New networks such as ISDN, satellite and cable television will be opened up in many European countries and their introduction will raise significant issues.

These issues form the background to the present deliberations on a new European study, but, of course, at the heart of the developing marketplace, and the opportunities it will provide, is the customer and the communications applications needed to run his or her business. The proposed study must examine these applications and assess how non-voice services will need to develop to meet customers' needs.

There is much discussion required still before firm proposals can be drawn up and the framework of such an important study takes shape. Speedy progress could ensure that a new study starts next year with its results available by the middle of 1985. This timing would certainly be beneficial to the Foundation PTTs for many of the issues to be covered. The challenges of formulating suitable proposals and guiding discussions to a successful conclusion are being firmly taken up by the Foundation as major tasks this year. Ⓟ

Mr S. Valiant is the Eurodata Foundation manager.

British Telecom Journal, Summer 1983



British Telecom has taken a further step forward in meeting the needs of today's modern business community, by introducing an interworking gateway allowing telex users and packet-switching service (PSS) users to communicate with each other. This is a major development in the UK's 50-year-old telex service.

After the public switched data network (PSDN) became operational in the UK with the implementation of PSS – also known as SwitchStream One – it became clear that there was a demand from telex users to gain access to and from the PSDN. Besides enabling PSS and telex users to communicate with each other, it was also forecast that there was a demand from telex users to gain access to PSS hosts offering databases and electronic mail.

With more than 90,000 telex terminals in the UK and a rapidly growing PSS, a significant amount of traffic between both networks was anticipated. The equipment providing interconnection is known in British Telecom as the telex network adaptor (TNA) and to the public as Interstream One and has been developed by Plessey Controls Limited. It has been designed using modern stored program control (SPC) techniques and has been installed at Fleet Exchange in the City of London.

All telex users in the UK can gain immediate access to the TNA simply by dialling the special code 20083. They may then select a PSS packet or character terminal by typing in the network user address (NUA). This consists of the full data network identification code (DNIC) followed by the PSS network terminal number.


PSS customers in the UK can access the TNA by using the code 2348 in their call request packet followed by the user's national telex number. The modern executive on the move, armed with his portable data terminal with built-in acoustic coupler, can now access all telex terminals by dialling into PSS from any ordinary telephone if he has a network user identity registered on PSS. Today's modern portable data terminal is incorporated in an executive style briefcase.

Initially, the service will enable telex users to access users of the inland packet switched data networks and vice versa. Access to overseas packet switched data networks is planned later via the international packet switched service (IPSS), and the list of overseas destinations available still grows.

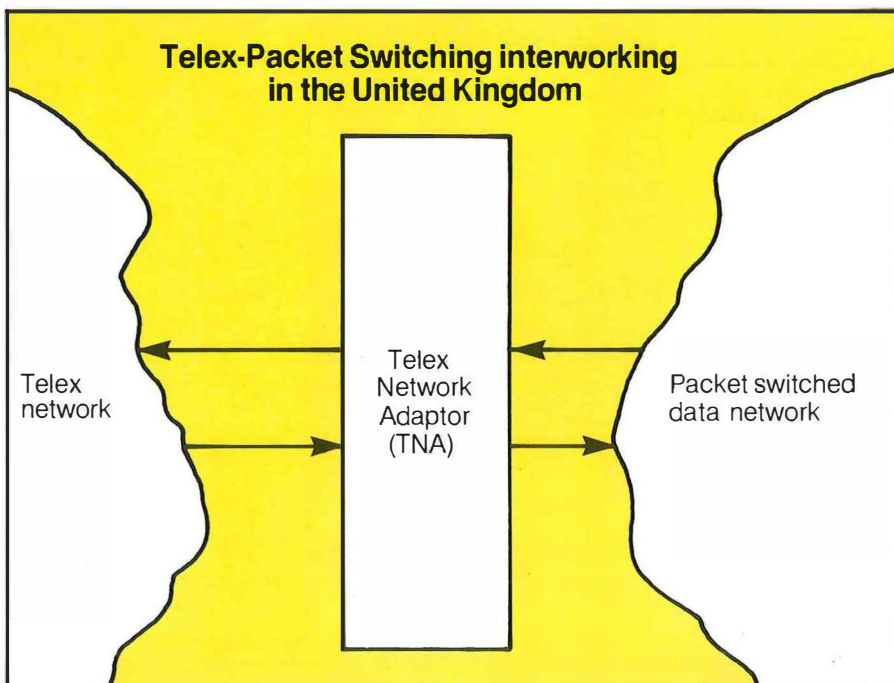
But with more than a million telex users worldwide in over 170 overseas countries, market research conducted for British Telecom has shown that overseas

Major boost for telex users

Bob Brown



Technical officer Derek Cripps removes the bubble memory card in the TNA at Fleet Building, London, to perform a data update on a spare card.



international telex working, especially incoming, will greatly increase the demand for the TNA facility. For this reason, it is planned to provide international telex working as soon as the equipment has been modified.

The TNA is a development of the Plessey 4660/20 system which is known within British Telecom as the inland telex line connector (ITLC) (see *British Telecom Journal* Winter 1981/82). A number of ITLCs are being used by British Telecom to overcome temporary

shortages of Strowger exchange connection points. This model is the smallest member of the Plessey 4660 family of systems, larger versions of which have been providing international telex gateway facilities for some years. By coincidence, the first ever TNA has been located next to the ITLC installed at Fleet Inland telex exchange.


Using the TNA, a telex customer can call a packet terminal, or a character terminal. As well as converting codes and transmission speeds, the TNA acts as a

packet assembler/disassembler (PAD) to pack data into 'packets' for transmission through the packet network, and to unpack the data for delivery to telex and character mode terminals. Telex teleprinters and PSS terminals work to different alphabet standards, so the telex characters are stored sequentially in data packets and forwarded, subject to flow control, to the packet switching exchange (PSE). The TNA is connected to the PSE at Baynard House through two 48 kbits tandem links. Calls are charged by standard telex network metering and revenue for the use of TNA and PSS is collected using the PSS billing program suite.

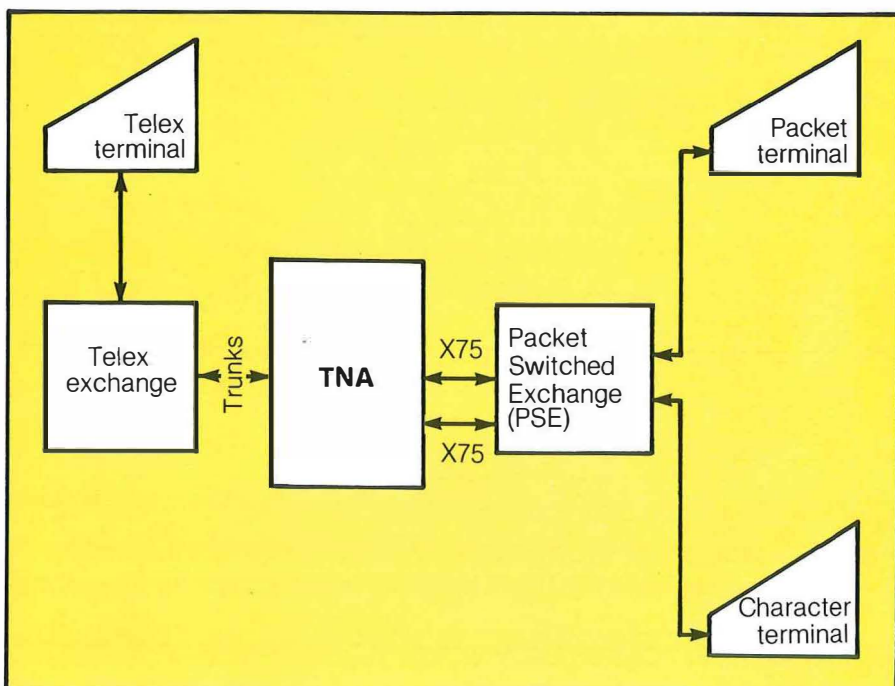
The basic 4660/20 system has a stored program control time-division multiplexed switch with enough paths to ensure that an originated call never encounters a 'busy' signal. The equipment is controlled by a General Automation 16/240 microprocessor, through which all signalling and data traffic passes. The terminator module controllers control four terminator group controllers (TGC). The TGC deals with character transmission and signalling, thus easing the load placed on the central microprocessor.

TNA is based on the on-line/warm standby principle where any item of equipment affecting more than 16 ports is duplicated. The on-line system handles all functions of the TNA and in the event of the on-line system failing the standby takes over. Although all calls in progress are cleared down, a record of the cleared calls held on the standby means that service signals can be sent to customers. The TNA equipment is supplied with main random access memory backed up by further memory capacity stored in magnetic form on a molecular 'bubble'. This is used if a fault in the on-line system causes memory loss on the main memory and then a subsequent fault occurs on the duplicate equipment.

Future telex developments may include access to PSS mailboxes, databases, and will certainly include teletex. And with plans to combine the existing telex store and forward message delivery service with PSS interworking, the telex service is clearly contributing to the age of the electronic office and information technology. Ⓢ



A PSS registered customer uses a portable data terminal to make a telex call from an ordinary telephone via the TNA.



Mr R. S. Brown is a head of group in the Telex Division of National Networks Special Services with responsibility for developing the TNA.

Fast reliable communications are essential to modern business. With the advent of ever more sophisticated telecommunication devices – high-resolution facsimile, electronic mail, teleconferencing – and the convergence of telecommunications and computing, demand continues to increase for advanced communication facilities. These are not always readily or economically handled within existing analogue networks.

Changing the UK national network from analogue to digital working continues to progress rapidly with both the installation of new exchanges and a new range of digital leased facilities becoming available to business customers – SwitchStream, KiloStream

This dish aerial on British Telecom's Fleet Building in London is being used for SatStream experiments with the orbital test satellite.

and MegaStream. One of the roles of British Telecom International (BTI) is to provide access from the UK to other countries throughout the world to exploit the advantages of digital working.

An essential part is the introduction of digital small-dish satellite services, known as SatStream. BTI has used earth satellites for international communications since Early Bird (Intelsat I) was launched in 1965, and is now the second largest user of the Intelsat

system. To get the greatest use from satellite capacity and because the frequencies until now are shared in many countries with other services, most administrations use large earth stations in rural areas. In the UK, these antenna 'farms' are at Goonhilly in Cornwall and Madley in Herefordshire. These large

John Hardy
**Small-dish
recipe for
success**



dishes will be used to provide international digital services, but their usefulness is limited to the access possible through national digital networks which are at varying stages of development.

Small-dish satellite services on the other hand can use frequency bands not shared with other services, and earth terminals small enough to be located on the premises of, or close to, the user. They can provide an international overlay independent of national digital networks, thus offering digital transmission facilities at the earliest opportunity. Since the earth terminal is close to the customer, much greater use can be made of facilities for which satellites are better suited than terrestrial networks. SatStream is ideal for:

★ Point-to-multipoint communication

where the same information is received simultaneously by a number of small dishes.

- ★ Company networks to meet requirements for flexible systems which can be rapidly expanded or altered.
- ★ Temporary or urgent communications using transportable small-dishes. For instance, the one which will be used in October at Telecom 83 in Geneva.
- ★ Providing advanced communications to customers in remote places difficult to serve by other means. For instance, BTI recently conducted an experiment using the orbital test satellite (OTS) between Amoco (UK) Exploration Company's Montrose Alpha platform in the North Sea and their Aberdeen office.

SatStream Europe – available from next

year – will use capacity on the European communications satellite (ECS) and the Telecom 1 satellite systems.

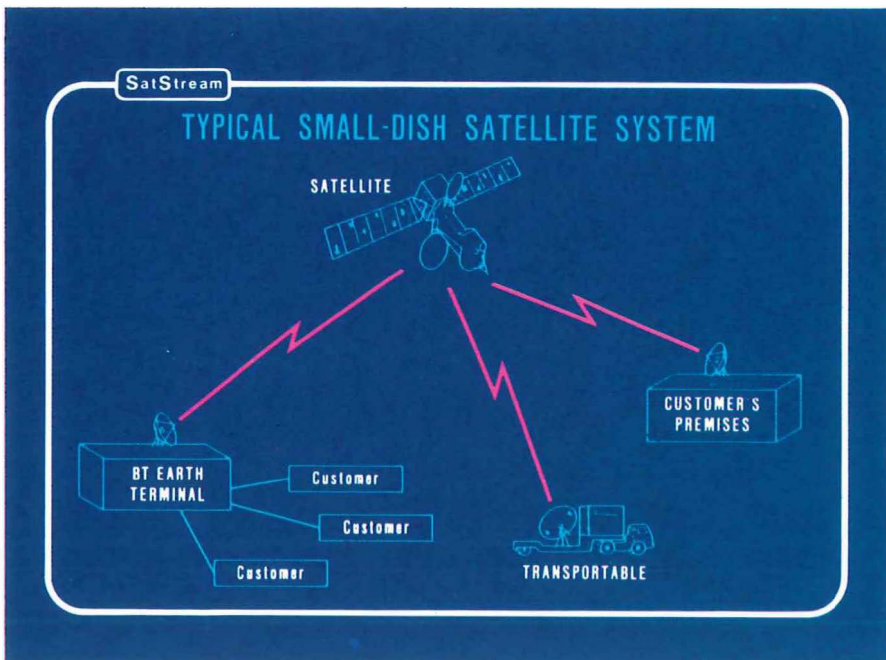
The standard earth terminals will vary in size between 3.5 and 5 metres in diameter. The antenna can be mounted on a roof or at ground level, and the associated radio equipment housed nearby either in the building or in a cabin. As well as terminals on a customer's own premises for their exclusive use, BTI will also place terminals in the centre of major cities in the UK to serve customers in the immediate vicinity. Since the earth terminal could represent a major portion of the overall cost of a customer's small-dish network, it makes economic sense to share terminals for comparatively low usage. The customer will be connected to the terminal by dedicated links – using the most reliable, quickly provided and cost-effective means available, including the equipment developed for MegaStream and KiloStream, microwave and optical fibres.

The benefits of digital transmission, particularly at high speeds on a part-time basis, are clear. SatStream applications for a company could include:

- ★ Bulk-file transfer at speeds of up to 1920 kbit/s between computers. For instance, overnight high-speed transfer at off-peak tariffs between duplicate computer centres replacing the physical transportation of tapes by courier; or batch processing; or resource sharing.
- ★ File dumping: the user could interrogate a database at low speed, while the information requested is delivered at a much higher speed using a one-way channel. One example is the holding of blueprints or published information in a digital archive (instead of on paper or microfiche) with the facility to distribute copies quickly throughout Europe. Another is interacting with remotely-located computer-aided design equipment.
- ★ The interconnection of local area networks to create a wide area network. British Telecom is a partner in Project Universe – an experiment using OTS and six small-dish earth terminals to interconnect Cambridge Rings. This will also be demonstrated at Telecom 83.
- ★ The use of one-way point-to-multipoint transmission to deliver quickly the same information to many places. The current OTS experiment by BTI and the Exchange Telegraph Company is examining the commercial and technical practicabilities of this. Low-speed data and voice is being transmitted to 11 receive-only ter-



One of British Telecom's transportable terminals on the road.



minals with antennae diameters of 1.8 metre or 1 metre spread throughout the UK.

Image applications can similarly benefit. Group 3 office facsimile machines are still comparatively slow, and the next generation of machines working at 64 kbit/s are already being developed. Telecom 83 should reveal when they will become commercially available. Integrated electronic work stations, where the material already exists in digital form, have started to appear. SatStream can provide flexible transmission facilities between their controllers. Specialist applications include the use of high-speed facsimile machines or digital compositors in the simultaneous printing of newspapers at several places rather than the expensive transportation of bulky printed papers.

SatStream offers higher digital speeds than are possible now, and on a point-to-multipoint basis. BTI and the Deutsche Bundespost, with the *Financial Times*, demonstrated for the first time in Europe the remote printing of a newspaper using small-dish terminals. During the experiment, the transmitting station was installed on the roof of the *Financial Times* building in London and the receive-only terminal on the premises of Frankfurter Societäts Druckerei in Frankfurt where the *FT's* international edition is published. Digital transmission can also be for voice and SatStream could offer:

- ★ Digitised voice compression techniques, which are currently the subject of considerable research and development. The customer can choose the balance in compression rates between cost and quality that matches his requirements, and take advantage of technical developments during the life of the system.
- ★ The links between digital private branch exchanges to spread the benefits throughout the network. In many ways this is a variant on Local Area Networks and there is increasing convergence by combining data and speech on the same digital highway.

Teleconferencing increasingly offers a flexible, cost-effective way of improving a company's performance. The ability to arrange meetings at short notice and to involve more participants than might be the case otherwise is as important as the savings in time and costs of travel. Methods range from voice-only conferencing (for example using PBXs), audio-graphic where slow-scan or fast facsimile is used to supplement voice to full-motion colour videoconferencing from desk-top terminals to high-quality studios. BTI's demonstration at Geneva

will use small dishes to provide a videoconferencing link between the exhibition and a studio in London.

A recent Intelsat meeting at Eastbourne in the UK was opened by the Chief Executive of BTI's International Business Services from London with a video link using a fixed SatStream terminal in London, OTS, and a transportable small-dish earth terminal in the car park of the hotel at Eastbourne. The picture and sound quality were excellent.

SatStream Europe is just the beginning. Recently, Intelsat decided to provide satellite capacity for digital business services capable of operation via small dish terminals. A pilot service to North America, initially using frequency bands shared with other services, could be available by the beginning of next year, and by 1986, a commercial service – SatStream North America – may well be operating in dedicated frequency bands opening the door to SatStream services to other parts of the world.

But British Telecom is developing small-dish services not only for business use, but also for television distribution. BTI already runs a pre-operational service via OTS, distributing television programmes from the UK to cable television networks in Europe. Opera-


tional services to Europe will be available later via ECS. British Telecom is also one of the three partners in United Satellites Ltd, the consortium which will launch Unisat – a three-satellite system – during 1986. The satellites will carry high-powered transponders for a television direct broadcasting service (DBS) and low-powered telecom transponders which will be leased by BTI to provide programme distribution links to cable television networks and SatStream business services.

British Telecom has a strong commitment to this new technology as demonstrated by its involvement in the various OTS experiments, and its resolve to bring the SatStream services to the customer as soon as possible in the way most suited to the needs of the international business community. And before long, SatStream Europe and SatStream North America will be providing fast digital communications to Western Europe and across the Atlantic. ⓧ

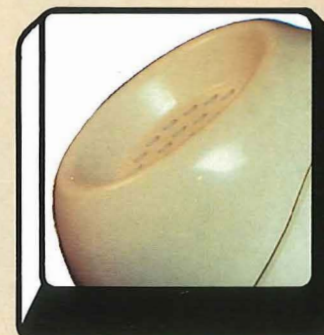




Mr J. Hardy is head of British Telecom International's SatStream marketing group.

British Telecom Journal, Summer 1983

A British Telecom transportable terminal outside Eastbourne's Grand Hotel for the video relay of the opening address from a British Telecom conference studio in London to an Intelsat meeting.



TOMORROW'S WORLD



Proven engineering expertise, combined with today's most advanced technology - serving tomorrow's consumer needs. That's the deal you get with Rathdown.

Continuing investment in the technology of the future plus total commitment to quality, results in a fast expanding product range offering high reliability and long life.

**TODAY
WITH
RATHDOWN
INDUSTRIES**

Rathdown supplies British Telecom, many major telecom users and PTT's worldwide. Our product range offers the best in quality at a price you can afford - and your customers will appreciate.

... for reliability.

Great conversation pieces

The Mitel Superswitch family are the most advanced telephone switching systems available.

From the SX-5 to the SX-200, with extension capabilities ranging from 6 to 180 lines, they meet your needs today – and tomorrow. Then there's the new, fully-digital SX-2000: the ideal, cost-effective, large-scale communications system handling

from 150 to over 10,000 lines. They're all designed to grow as you grow.

They use microprocessor control and Mitel's own world-leading ISO-CMOS technology to outperform any comparable systems on the market. They provide more facilities, more reliably. They take less space and less power. They're easier to install, operate and maintain.

All of which means they not only cost less in the beginning, but in the long run too.

The Mitel Superswitch:
so much more for so much less.



Building better communications

Mitel Telecom Ltd, 8H Hamilton Road,
Slough Trading Estate, Slough, Berks. SL1 4QY.

Tel: (0753) 76121/76126.

Telex: 847730.



Prince Charles opens exhibition

British Telecom has played an important role in setting up the Science Museum's 'Telecommunications – a Technology for Change' exhibition which was opened earlier this year by the Prince of Wales. The aim of the exhibition – to mark the centenary of Standard Telephones and Cables – is to present a simple but effective panorama of telecommunications systems from the past, present and foreseeable future.

British Telecom's contribution to the exhibition has mainly been in terms of equipment and operational experience but much technical advice has also been given in the production of exhibits. Displays have been specially designed and constructed to meet specific needs and considerable thought was required to establish the correct technological level.

Telecom Technology Showcase has, in the main, provided the historical link and several items have been sent, including a concrete telephone kiosk recovered from Lingfield Park racecourse. A 'hole in the road' is given some prominence and the theme is that even in the age of microelectronics, servicing and repair of underground cables is still essential. The Hitchin-Stevenage fibre optical communications system is shown and as a further example of external plant – albeit pre-1900 vintage – there is a telephone pole complete with overhead linesman model and tools.

Early submerged repeaters of the type used to link Holyhead with the Isle of Man and also the 1950 TAT-1 submarine cable repeater are included to represent the pioneering days in this technology and examples of deep-sea cables damaged by trawling, and cable trenching equipment reinforce the important role played by British Telecom cables.


Heavily involved in producing working exhibits to enable visitors to press buttons was Inland Division's London Circuit Laboratory. They have been responsible for six major exhibits ranging from Strowger equipment in action and principles of packet switching to System X technology, and pulse code modulation.


It is hoped that British Telecom's commitment to the exhibition will be a source of interest and education to all who visit and will continue the policy of developing public awareness in the past and interest in the future. The exhibition will be open for a year. ⊕



The Prince of Wales presses a button to operate an optical fibre link unveiling a plaque in the new telecommunications gallery at the Science Museum. The exhibition – Telecommunications, a Technology for Change – is one of the main UK events in World Communications Year, and is sponsored by Standard Telephones and Cables. Their chairman, Sir Kenneth Corfield, describes the process to Prince Charles.

Inland Division's London Circuit Laboratory played a major part in setting up many of the working exhibits.





Merlin's M3300 communicating word-processor offers push-button access to the telex network via a Puma teleprinter as well as a wide range of other services.

About Merlin

Merlin is both a brand and a profit-centred business within British Telecom. It was established last year to bring together products and services previously known as British Telecom Business Products and Systems and related new ventures in information technology.

Its products include call-connect systems such as Monarch, Herald and Regent; Puma and Cheetah electronic telex terminals; and data modem-based products.

This year Merlin has entered the office automation field, where telecommunications applications are increasingly important. It opened the first of three divisional premises at Ealing in early April.

Merlin's Chief Executive is Gordon Pocock. Organisationally it is one of the four businesses grouped as British Telecom Enterprises – see *British Telecom Journal*, Spring 1983.

Computer wizardry!

British Telecom – through its new business equipment arm Merlin – has extended its involvement in the office automation field with the recent launch of a personal computer, word processor, communicating visual display unit terminal and printers. Initially the products will be available in parts of London and the Home Counties but will be extended nationally over the next few months.

The new range – supplied to British Telecom by ICL – has significant new performance features based on five important principles.

- ★ Commitment to proven technology, but with evolutionary potential.
- ★ Open systems, simplifying communication between different machines.
- ★ User friendliness.
- ★ First class service and software back-up.
- ★ Good value for money.

With communications and computing coming together ever more rapidly, it makes sound commercial sense for British Telecom to include office automation terminals and software as part of its involvement in the information technology market.

For more than 20 years, British Telecom has been a leader in computer communications and, as Europe's largest computer user, it has wide experience of data processing. The new products represent a modest beginning in a different sector of information technology. British Telecom's main aim is to establish a nationwide sales and maintenance service and to establish worthwhile sales.

Star of the range is the M2226 small business computer. It has 5 Mbytes of memory, Winchester disk drive storage, as well as 800 Kbytes on floppy disk. With a wide range of communications it can access private and public databases



Geoff Frosell runs through the operation of the equipment at the Merlin press launch.

The M1100 desk-top visual display unit terminal is supplied with a modem providing automatic dial-up and log-on at the touch of a button. It can access computer service bureaux as well as being able to link Prestel, Telecom Gold and the Packet SwitchStream data service.



using its modem which can store numbers before automatically dialling up and logging on. The modem can also enable the computer to send and receive messages using a computer-based message service such as Telecom Gold. And in addition, when linked to a Puma teleprinter, the M2226 becomes a telex terminal.

Special software has been written for the computer. Known as Merlin Master, it provides an interface for the user and guides the operator to each computing application by simple options displayed on the screen. The M2226 comes with a complete wordstar word-processing package as well as a wide range of applications software including sales co-ordination, mailing list, business administration and financial modelling.

A matching desk-top VDU – known as the M1100 – using the same modem as the M2226 to give automatic dial-up and log-on at the touch of a button, is also available and with the choice of three printers – one daisy wheel and two matrix units – the package can access computer service bureaux, Prestel, Telecom Gold, other mailbox services, and the Packet SwitchStream (PSS) data service.

Completing the initial range is Merlin's M3300 communicating word processor which offers the option of push-button access to the telex network – via a Puma teleprinter – and automatic dial-up to remote databases, computer bureaux, Prestel, and electronic mail services. Keyboard and screen may be adjusted to suit the preferences of all individuals who use it.

The M3300 has 256 Kbytes of storage on two floppy disk drives to make it a powerful and versatile machine. For example, a single keyboard command will instruct it to change one particular word where it occurs, throughout a text, enabling the operator to use short-hand codes for long or tricky words.

It can handle more complex formats – forms, columns (with or without rules), diagrams, flow charts, and newspaper layouts – and acts as a calculator, to add, subtract, multiply, divide and work out percentages.

Key to the success of the range are its communications capabilities. With Merlin products committed to the open systems interconnect principle where it will become increasingly easy to operate systems using different equipment based on common standards, it is clear that the Merlin magic is here to stay. ☉

WE'VE GOT A WINNING HAND OF JACKS

and a good deal for you



BRITISH TELECOM APPROVED
Pressac range of line jacks and plugs

Telephone or write for details

Pressac

THE ECONOMIC ALTERNATIVE

Pressac plc, Acton Grove, Long Eaton, Nottingham NG10 1FW.
Telephone: 06076 60141. Telex: 37381.

Designers and manufacturers of plugs and sockets, interconnection systems, rigid and flexible printed circuits, electrical, electro-mechanical and electronic components and assemblies.

MISCELLANY

International aid

The world's international corporations are to be offered expert help tailored to meet their special communications needs in a new joint service by British Telecom International and Pactel.

To provide this comprehensive service for business customers – which include UK companies with major international links as well as multinational corporations – British Telecom International has joined forces with PA Computers and Telecommunications (Pactel). The project combines the marketing and technical skills and resources of both organisations.

The new service draws on all British Telecom's resources – including those of its Inland Division's National Network Services and its long-standing links with overseas telecommunications carriers – to meet customers' needs. It will also use Pactel's worldwide resources.

It can act as a consultancy, providing advice to corporations on the kinds of communications equipment and facilities that would provide the most appropriate solution to their problems.

The service will carry out detailed network design and supply, install, commission and maintain all the equipment which makes up a network, including international circuits, inland circuits, multiplexors, switches, and terminal apparatus, including local area networks where required, in all the countries concerned.

Libyan deal

Telconsult, the overseas consultancy division of British Telecom International, has been awarded an £8 million contract by the Libyan Posts and Telecommunications Department. The contract, Telconsult's largest single deal, is for the training of 780 Libyan telecommunications students in the United Kingdom. The training will run seven years and will be given by the British Telecom Inland Training Division.

The students will be given six months' English language tuition followed by two years' full time study leading to the internationally-recognised Technical Education Council's (TEC) Telecommunications Certificate.

Guide to Videotex

The Eurodata Foundation has published the Manager's Guide to Videotex – the second book in a series intended to familiarise business managers with developments in telecommunications

technology and help them assess the role of new services in their own situation.

The Manager's Guide to Videotex examines this important information processing tool in the worldwide context. Three European countries – West Germany, Sweden and the UK – already have public services in operation and there are plans for the introduction of Videotex throughout most of Europe in the near future.

TAT-8 tenders

British Telecom International, the French PTT, and American Telephone & Telegraph Company (AT&T) are now considering tenders received from three companies for the supply of a laser-powered optical fibres submarine cable system between Europe and North America in 1988.

The system, known as TAT-8 will be owned and operated by a consortium of 28 national telecommunications authorities and commercial companies.

The tenders have been received from Submarcom (France), Standard Telephones and Cables Ltd (UK) and AT&T (USA). British Telecom will contribute 22 per cent of the cost.

Senegal on IDD

Telecommunications between Britain and West Africa have received a significant boost with the start of British Telecom's direct-dialled telephone service between the United Kingdom and Senegal.

Senegal becomes the 128th country on

IDD. It joins five other West African countries already linked to British Telecom's IDD network – Cameroon, The Gambia, Ivory Coast, Nigeria and Sierra Leone.

Telcare centre opens

British Telecom's customers can now say just what they think of telephone services following the opening of the first purpose-built Telcare (Telecom Customer Attitude Research) centre at Ilford in East London.

Later this year two more Telcare centres will be opened – at Coventry to serve the Midlands and South West, and at Newcastle-upon-Tyne to serve the North. At least 300 new jobs will result from these projects.

Telcare is the largest customer attitude survey ever undertaken in the UK and demonstrates both British Telecom's concern for its customers and its ability to stay in the forefront of information technology.

Telemessages to US

British Telecom's Telemesssage service has been extended to the United States of America.

International Telemessages are sent in the same way as Telemessages in the UK. Customers dial 190 in London, and 100 elsewhere, and dictate their message to the Telemesssage service. The message is then forwarded by British Telecom to a local postal office for delivery by mail on the following working day. Business customers have the option of sending

British Telecom International took to the road early in the summer to show local residents in Dorset and Somerset its proposals for a new earth station.

The display caravan stopped close to both sites which are being considered and a mini exhibition gave an idea of what an earth station would be like and why BTI had chosen the area. Our picture shows Pat Duffy, head of satellite systems talking to residents about the future role the new earth station would be playing.



Telemessages from their telex machines or from data terminals.

For the transatlantic service, British Telecom will forward messages to Western Union who, operating in conjunction with the US Postal Service, will ensure that an international Telemessage sent from the UK will be delivered to US addresses as 'Mailgrams' - on the following working day.

Boost for motorists

Automatic radiophone sets, which enable motorists to dial calls direct from their cars, are now being supplied by British Telecom for the first time and British Telecom's automatic Radiophone service will be extended to a new south-east zone as the first step in setting up a national automatic network.

This new zone covers Peterborough, Norwich, Cambridge, Ipswich, Chelmsford, Southend, Canterbury, Reading, Guildford, Tunbridge Wells, Brighton and Salisbury. It also takes in the Solent area service started in 1981 which covers Bournemouth, Southampton, Portsmouth, and most of the Isle of Wight.

Automatic Radiophone - first introduced in London nearly two years ago - works more simply and much faster than carphone services in which calls are con-

nected by operators. The user simply presses buttons on the phone in the car and the call is automatically switched through to its destination.

Once connected, the automatic carphone is used just like the phone at home or at work. It is able to make calls direct to any of Britain's 30 million phones, or to the 430 million phones available on international direct dialling to more than 125 countries.

Automatic Radiophone service is now to be progressively introduced to cover most of Britain by the end of this year.

Japanese cable contract

British Telecom International has won a share in a multi-million pound Japanese contract to provide an undersea telecommunications cable linking Bahrain, Qatar, and the United Arab Emirates. Main contractor for the project is Fujitsu of Japan. The British contract is the first BTI has won from a Japanese equipment manufacturer.

Marine Services Division of BTI will use its cableship *Iris* to lay the 280-mile undersea section of the cable on behalf of Fujitsu. The cable will be manufactured in Japan and shipped to Bahrain. CS *Iris* will lay the cable in five sections, returning to Bahrain for each load. The work will be carried out during October and

November this year. BTI's share of the £30 million contract amounts to almost £2 million.

Teletrade success

Teletrade, the specialist export division of British Telecom International, has successfully installed the first City Business System (CBS) outside Britain for the National Bank of Abu Dhabi in the United Arab Emirates.

CBS, a communications system incorporating touch-sensitive display terminals, was developed by British Telecom London's City Area. It was designed especially for financial and commodity dealers.

The Abu Dhabi order will enable the National Bank to establish ten currency dealer positions - eventually to be expanded to 16 - making it one of the largest currency dealing rooms in the Middle East.

Since its establishment 18 months ago Teletrade has sold equipment to more than 40 countries in all parts of the world.

Now it's Telex Plus

Business efficiency has received a boost with the introduction of British Telecom International's Telex Plus which offers a store and forward facility to most countries which can be reached by interna-

Ahead of



OLYMPUS

- * Direct Broadcasting
- * Trunk Communications
- * Mobile Communications
- * Data Communications
- * Video Conferencing
- * Business Communications

tional telex direct dialling (IXDD) and to all UK telex numbers.

Telex Plus will allow UK telex customers to make the most of British Telecom's connections: literally at their finger tips is the largest direct telex network in the world. As well as store and forward Telex Plus offers business users multi-address messages, and pre-recorded addresses (PRA).

New satellite service

News and information is being distributed by satellite for the first time in Europe this summer in a trial run by British Telecom International (BTI), the Exchange Telegraph Company (Extel), and the Department of Industry.

Starting in July, Extel began beaming speech and data to its nine regional offices via the European orbital test satellite (OTS) poised 36,000 km (22,300 miles) above equatorial Africa. The one-way service is being transmitted from a 3.7 m (12 ft) diameter dish aerial on the roof of British Telecom's Fleet building in the City of London, less than 400 metres from Extel's headquarters.

Eleven small-dish rooftop aerials will also be installed at Extel sites in Birmingham, Bristol, Cardiff, Glasgow, Leeds, Liverpool, London and Manchester. These receive-only aerials will be either

1 m (3.25 ft) or 1.8 m (5.85 ft) in diameter.

Detailed technical tests will be carried out at British Telecom's Research Laboratories, Martlesham, and at the Royal Signals Research Establishment at Defford, Worcestershire. The jointly-funded experiment was due to run for three months and will evaluate system design and operating performance giving valuable early indication of the benefits which could flow from using satellites on a commercial scale in the future.

Telemarketing begins

British Telecom's new sales and marketing service, Telecom Telemarketing, began operations in April. It offers special services to a wide range of business organisations, acting on their behalf as telephone representatives and market researchers on an agency basis.

Telephone selling, though not yet widespread, is growing fast. It costs much less to use the telephone than door-to-door selling methods and is more personal than direct mail.

From its base in London, Telecom Telemarketing will operate nationwide. It is the latest addition to Spectrum - that part of British Telecom Enterprises which caters for business customers. It

will complement the advanced message handling service, Telecom Tan, launched by Spectrum in February.

US honour

Dr John Midwinter, Special Head of Optical Communications Technology Division at British Telecom's Research Laboratories, has been elected a Fellow of the Institute of Electrical and Electronic Engineers.

A Fellowship is the highest professional grade awarded by this American institution and reflects the worldwide significance of the work of Dr Midwinter and his research team.

Dr Midwinter joined British Telecom 12 years ago having spent three years in the US carrying out research on lasers.

Contracts

GEC Telecommunications has won British Telecom orders for transportable microwave-radio equipment. Worth £4.4 million, the orders cover 19 GHz digital equipments for operation at 140 Mbit/s and at 8 Mbit/s, and 6.8 GHz analogue equipment.

Systems Designers, the first major systems house to hold a full quotation on the Stock Exchange, has won a major contract from British Telecom worth more than £½ million to provide an

all others...

British Aerospace is now well established as a world leader in the design, development and supply of communications satellites. Apart from the prime contractor role in the ECS and MARECS programmes, British Aerospace is also supplying SKYNET 4 communications satellites for the United Kingdom Armed Forces, and UNISAT satellites for the direct broadcast of two TV programmes to British homes from 1986 onwards. British Aerospace is also prime contractor for the OLYMPUS family, the most powerful communications satellites yet, the first of which will be launched for the European Space Agency in 1986.

See us on
Stand 4.41
TELECOM'83
Geneva

BRITISH AEROSPACE
unequaled in hypertechnology

Space and Communications Division, Argyle Way, Stevenage, Hertfordshire, Great Britain SG1 2AS.
Telephone: (0438) 313456



You're looking at a man on the verge


We'd better explain that while he is healthy enough, his telephone or telephone line may not be.

Now the telephone is undoubtedly today's most hardworking piece of business hardware, so when it breaks down it invariably has disturbing effects on tempers as well as business.

Clearly, being able to locate and correct telephone faults before they actually occur could ease many a tense situation.

The 4TEL system has this ability — it tests and analyses every line in the network every night without fail and tells the telephone company which lines are likely to go out of service before they actually do, enabling them to act promptly and effect a quick repair. It's incredibly fast and accurate using microcomputer control to make 600 measurements a minute. Taking an area with 100,000 subscribers, that's over 2.5 million measurements in six hours.

During the day the system provides a complete range of diagnostic tests on demand, turning out information in plain language on either a VDU or printer. This data helps repair personnel deal with faults faster and more efficiently as they are directed straight to the trouble spot armed with the relevant facts.



of a breakdown

4TEL is an international success. In the USA it has been progressively refined for over 8 years with 14 million lines installed or on order. A similar pattern is evident in European countries including the UK. Wherever it's used, 4TEL produces significant efficiency improvements as well as doing more than its fair share for customer relations.

Two new optional features now make 4TEL even more effective. The Voice Response System (VRS) allows a field engineer to call the 4TEL system from his push button field telephone and remotely command line tests using his keypad. The system 'talks' the results back to him in an electronically synthesised human voice. Very useful at weekends or evenings when the repair centre may not be manned.



Faults often occur in telephones rather than the line. 4TEL can now perform a series of special diagnostic tests to check that the telephone dial (or keypad) is functioning within specifications.

For full details of the 4TEL system please contact:

Teradyne Ltd.
Clive House, Queens Road,
Weybridge, Surrey
Telephone: (0932) 51431

It's certainly the best way in the world to avoid a breakdown.

4TEL – the world's fastest and most accurate subscriber line test system.



alarm handling system for the International Repeater Station at British Telecom's International Switching Centre in London.

Jerrold International Division of General Instrument Corporation has won a further contract for the supply of cable television headend signal processing systems from British Telecom. The contract is for two complete 26-channel, 450 MHz units which will be used by British Telecom as part of its planned expansion into the cable television market.

Standard Telephones and Cables has received a third order from British Telecom, worth a minimum of £29 million, for the Cheetah teleprinter and associated equipment. Orders from British Telecom for the new telex terminal total more than £59 million since the first contract was placed fifteen months ago.

Also a nationwide computerised directory enquiry system worth more than £25 million has been ordered by British Telecom from the Information Terminals Division of Standard Telephones and Cables (STC). The system, which replaces existing microfiche equipment, will give complete national coverage within two years.

Deltak, the leading supplier of multimedia and computer based training programmes for the information processing, communications and office automation industries, have won a contract worth £96,000 from British Telecom for the training of data processing personnel.

Plessey Office System Ltd., have received an order worth £6.4 million from British Telecom for additional Monarch PABX systems. Total business won by Plessey for this product is now £70 million.

Digital Microsystems Limited, has received another order from British Telecom for 96 HiNet™ systems valued at £1.9 million. Digital Microsystems (DMS) has already delivered 120 HiNet systems to British Telecom regional offices throughout the UK for a wide variety of business and commercial functions and for use by repair service centres in London. The latest order brings the total business with British Telecom to almost £4 million.

ACP80 at Manchester

The world's most sophisticated air cargo handling system – an advanced information technology project which uses British Telecom computers – has gone live at Manchester Airport.

The system is called ACP80 – Air Cargo Processing in the 80s – and currently serves Heathrow and Gatwick airports, where it speeds the flow of exports

and imports valued at £8 billion and £9 billion a year respectively.

It will now enable consignments to be handled more quickly and more efficiently at Manchester – Britain's third busiest cargo airport dealing with more than £650 million of freight a year.

Silver and Red go ahead

A talking computer is British Telecom's latest weapon in the fight against the fraudulent use of plastic payment cards. It will be at the heart of Telecom Silver – a new credit card authorisation service for smaller retailers.

Fraudulent use of lost or stolen cards is

causing losses of about £20 million per year. To combat this, British Telecom recently introduced transaction telephones which provide an instant authorisation service to large retail outlets with high volumes of credit card transactions.

Developed in co-operation with the card companies, Telecom Silver opened in London in June and will later become progressively available throughout the country.

British Telecom is also launching a new range of security communications systems – Telecom Red – which use ordinary telephone lines to link customers'

premises to emergency services. Two services are initially being offered, one in London and the Home Counties, the other in East Anglia.

Telecom Red not only guards against unwanted intruders. It can also send alarm signals in case of fire or medical emergencies, activate personal alarms, and carry out alarm tests.

In East Anglia, customers are using Telecom Red's ABC Alarm System which links their premises by telephone lines directly to emergency services' control rooms. When activated the system takes less than four seconds to alert emergency services. Ⓣ

EP8000 EPROM EMULATOR PROGRAMMER



- Handles all NMOS EPROMs up to 64K sizes with no personality modules or characterisers
- Can be extended to program 128K EPROMs and bipolar PROMs with adaptors
- Memory mapped video O/P as well as LED display allows full use of powerful editing facilities
- Comprehensive I/O – RS232 serial port, parallel port, cassette, printer O/P, DMA
- Use as stand alone programmer, slave programmer or EPROM development system

P8000 PRODUCTION EPROM PROGRAMMER



- Checks, programs, compares up to 8 devices simultaneously
- Handles all NMOS EPROMs up to 128K size with no personality modules or characterisers
- Easy to use, menu driven operation
- Comprehensive EPROM integrity checks, illegal bit check, data and address shorts, constant power line monitoring
- RS232 serial interface as standard



GP Industrial Electronics Ltd

Tel: (0752) 332961
Telex: 42513

Unit E, Huxley Close, Newnham Ind. Estate, Plymouth PL7 4JN

Erskine secure power

- DC No-Break Battery Systems ● AC Standby Power Systems ● Portable Generating Sets
- Constant Voltage Chargers ● Inverter & UPS Systems
- Central Emergency Lighting Systems ● Self Contained Emergency Lighting Systems

Erskine experience, Erskine technology and Erskine service telephone 0723 583511 Now!

ERSKINE®

Erskine Systems Limited

Lee De Forest House, Eastfield, Scarborough, Yorkshire, England YO11 3DU. Telex 52562

Editorial Board:

D. Wray, Broadband Services (Chairman);
R. E. Stroud, British Telecom London;
P. B. Frame, Inland Division, Local Exchange Services;
J. MacRae, Inland Division, Customer Equipment;
Mrs J. Bogart, Inland Division, Customer Equipment;
P. M. Newey, British Telecom South East;
M. J. L. Margetts (Editor), Richard Beet (Deputy Editor),
Corporate Relations Department.

Subscriptions and back numbers:

Price to staff at their point of work is 36p a copy.
To subscribe, please complete the form below.
Subscription for retired staff is £10 for 5 years.
For readers outside, the two-yearly postal subscription is £10
(US\$16). Air mail rate to all zones is £22.50 (US\$36).
Back numbers are available from July 1971 onwards at £1.25 each
including packaging and postage.

Remittances:

Please make Cheques/Postal Orders payable to 'British
Telecom'. For Giro transfers, our account number is
513 8418; please send such transfers, and all correspondence
to 'Business Manager' - address below.

Contributions:

The Editorial Board will be glad to consider articles of
general interest in the telecommunications field from all
sources. No guarantee of publication can be given. The ideal
length of such articles is between 1,000 and 1,500 words.
Views of contributors are not necessarily those of the Board.

Publication:

British Telecom Journal is published in February, May,
August and November.

Advertisements:

Communications should be addressed to:
Mrs Sheila Underwood, Litharne Ltd., Pentre House, Nannerch,
Mold, Clwyd CH7 5RB. Telephone: Hendre (035283) 808/864.
Advertising copy should be addressed to Lorraine Leigh,
Alabaster Passmore and Sons Ltd., Tovil Printing Works,
Maidstone, Kent ME15 6XA.
British Telecom Journal reserves the right to refuse, amend,
withdraw or otherwise deal with all advertisements submitted
to it at its absolute discretion and without explanation.

Advertising rates:

Rates: black and white full page £665; half-page (horizontal)
£390, ¼ page (horizontal) £230. Extra charges for full colour,
prominent position, and bleed advertisements.
There is a discount for series bookings (four issues).

Correspondence:

Communications should be addressed to the Editor,
British Telecom Journal, Corporate Relations Department,
85 Watling St., London EC4M 9BN.
Telephone: 01-236 6662 (editorial) 01-357 2930 (sales).

Copyright:

Copyright of the contents of the Journal is reserved by
British Telecom.
Permission to reprint articles should be addressed to the Editor.
Registered International Standard Serial Number ISSN 0260-1532.

**If you are already a subscriber but change your duty
reference or office address make sure you continue to
receive the Journal by ringing the Business Manager
on 01-357 2930. He will put you in touch with your
local sales agent.**

Get your **British Telecom** **Journal** regularly

Complete the form or photocopy and send to

BRITISH TELECOM JOURNAL
Corporate Relations Department,
85 Watling St., LONDON EC4M 9BN.

(If you do not work for British Telecom please
complete the form below where applicable and
send your subscription to the same address.
Details of the two-yearly postal subscription
are given above.)

I wish to subscribe to British Telecom Journal and authorise deduction of the
subscription (36p per issue) from my salary or wages.

Name _____ Grade _____

Signature _____ Date _____

Duty reference _____ Pay group _____

Full office address and phone number _____

Editorial Board:

D. Wray, Broadband Services (Chairman);
R. E. Stroud, British Telecom London;
P. B. Frame, Inland Division, Local Exchange Services;
J. MacRae, Inland Division, Customer Equipment;
Mrs J. Bogart, Inland Division, Customer Equipment;
P. M. Newey, British Telecom South East;
M. J. L. Margetts (Editor), Richard Beet (Deputy Editor),
Corporate Relations Department.

Subscriptions and back numbers:

Price to staff at their point of work is 36p a copy.
To subscribe, please complete the form below.
Subscription for retired staff is £10 for 5 years.
For readers outside, the two-yearly postal subscription is £10
(US\$16). Air mail rate to all zones is £22.50 (US\$36).
Back numbers are available from July 1971 onwards at £1.25 each
including packaging and postage.

Remittances:

Please make Cheques/Postal Orders payable to 'British
Telecom'. For Giro transfers, our account number is
513 8418; please send such transfers, and all correspondence
to 'Business Manager' - address below.

Contributions:

The Editorial Board will be glad to consider articles of
general interest in the telecommunications field from all
sources. No guarantee of publication can be given. The ideal
length of such articles is between 1,000 and 1,500 words.
Views of contributors are not necessarily those of the Board.

Publication:

British Telecom Journal is published in February, May,
August and November.

Advertisements:

Communications should be addressed to:
Mrs Sheila Underwood, Litharne Ltd., Pentre House, Nannerch,
Mold, Clwyd CH7 5RB. Telephone: Hendre (035283) 808/864.
Advertising copy should be addressed to Lorraine Leigh,
Alabaster Passmore and Sons Ltd., Tovil Printing Works,
Maidstone, Kent ME15 6XA.
British Telecom Journal reserves the right to refuse, amend,
withdraw or otherwise deal with all advertisements submitted
to it at its absolute discretion and without explanation.

Advertising rates:

Rates: black and white full page £665; half-page (horizontal)
£390, ¼ page (horizontal) £230. Extra charges for full colour,
prominent position, and bleed advertisements.
There is a discount for series bookings (four issues).

Correspondence:

Communications should be addressed to the Editor,
British Telecom Journal, Corporate Relations Department,
85 Watling St., London EC4M 9BN.
Telephone: 01-236 6662 (editorial) 01-357 2930 (sales).

Copyright:

Copyright of the contents of the Journal is reserved by
British Telecom.
Permission to reprint articles should be addressed to the Editor.
Registered International Standard Serial Number ISSN 0260-1532.

**If you are already a subscriber but change your duty
reference or office address make sure you continue to
receive the Journal by ringing the Business Manager
on 01-357 2930. He will put you in touch with your
local sales agent.**

Get your **British Telecom** **Journal** regularly

Complete the form or photocopy and send to

BRITISH TELECOM JOURNAL
Corporate Relations Department,
85 Watling St., LONDON EC4M 9BN.

(If you do not work for British Telecom please
complete the form below where applicable and
send your subscription to the same address.
Details of the two-yearly postal subscription
are given above.)

I wish to subscribe to British Telecom Journal and authorise deduction of the
subscription (36p per issue) from my salary or wages.

Name _____ Grade _____

Signature _____ Date _____

Duty reference _____ Pay group _____

Full office address and phone number _____

For switching that won't cost you a packet, the new GEC 4150 comes top of the list.

STANDARDS. With communication software conforming to the CCITT X25 standard as used by British Telecom in the National Packet Switching Services, the GEC 4150 is compatible with IBM and ICL communication protocols both interactive and batch.

FLEXIBILITY. GEC 4150 can be used as a Network Node, Network Management Centre, Gateway, Protocol Converter, or Front End Processor.

LOW COST. For a 200 packet per second exchange GEC 4150 communication config-

urations start at £9250, and the new package systems concept makes configuring and enhancement easy.

Thanks to the GEC 4150's high electronic content, the resulting environmental tolerance and reliability means you can locate it almost anywhere.

As part of one of the largest high technology engineering companies in the world GEC Computers offers unrivalled expertise in networking systems. Every machine in the field is backed by GEC field support facilities and specialist technical teams are on hand to offer advice and guidance.

Call us in Manchester (061-872 3433), Birmingham (021-327 1829), London (01-953 2030 ext. 3187), The Hague (070 633944) or Frankfurt (0611 632028/9) to make the switch to reliable communications.

GEC Computers Limited, Elstree Way, Borehamwood, Hertfordshire WD6 1RX. Telephone: 01-953 2030. Telex: 22777.

GEC Computers
Right from the start

Isn't it time you switched to the new GEC 4150?



See us on
STAND 4-65
Hall 4 - British Section
TELECOM '83
GENEVA

GEC

Part of GEC Information Systems Ltd.
Holding Company: The General Electric Company plc of England.



PUMA TELEX

...so silent, sleek, speedy and easy to use
you'll wonder why you haven't ordered yours already

Just look at the advantages:

**Microprocessor memory · ultra-fast editing · automatic dialling
built-in directory · electronic tabbing – all things you can't do
on your old telex...all for about the same cost.**



PUMA – the quiet revolution in word processing telex.

Let us show you how!

**Call Trend (we make and demonstrate them)
Telex: 849408 TREND G · Telephone: (06285) 24977
or call British Telecom Telex Sales (they lease or sell them)**

® PUMA – trade mark of British Telecom

TREND®

Trend Communications Ltd., Knaves Beech Estate, Loudwater, High Wycombe, Buckinghamshire, HP10 9QZ, England.

® registered trademark of Trend Communications Limited

PHICOM DATA COMMUNICATIONS DIVISION

We have a great range in store for you, from British Telecom.

Teletrade can offer you just about anything from a telephone to a telephone exchange, including telex terminals, answerphones, callmakers, payphones, even spare parts for maintenance.

We have brand-new solid state equipment, and good-as-new reconditioned equipment, all tried and tested by British Telecom, one of the world's largest telecommunications authorities. And the prices are very competitive.

For further information, just contact British Telecom's Teletrade Sales Office, Broad Street House, 55 Old Broad Street, London EC2M 1RX. Telephone: +441 588 5872. Telex: 887523.

 British Telecom
Teletrade
The overseas equipment marketing
unit of British Telecom



CITY BUSINESS SYSTEM The revolutionary communications system for finance houses and foreign exchange dealers. Touch-controlled from the screen.



DIGITAL SPEAKING CLOCK The new microprocessor controlled speaking clock with a digital voice recording.



SCEPTRE 100 Electronic Telephone with call-timer, clock and number store.



TRIMPHONE The lightweight telephone with slim modern lines.



700 SERIES The classic British Telecom dial phone in a range of colours.



KEYPHONE One of a wide range of modern push-button phones.



PUMA A fully electronic teleprinter using microprocessors to provide advanced facilities. It has its own memory.

Latham

PRECISION PRESSINGS

Suppliers to British Telecom
of specialised metal
components
for types
600, 3000 & X-Bar
RELAYS

Exporters to the Worlds
Telecommunications
Industry



Latham Manufacturing Co. Ltd.

Alma Street, Wolverhampton, West Midlands WV10 0EY, England.
Telephone: (0902) 56250. Telex: 339496 (UMEC-G)

A member of the Fredrick Cooper (Holdings) plc Group.

TA 3037 B

TELECOMMUNICATIONS COMPONENTS & EQUIPMENT

- BS 5750 Approved Suppliers to British Telecom.
- Sub Contract Manufacturers of Electronic Equipment.
- Manufacturers of Linear and Switch Mode PSU's to Tech guides 2 and 26 also Impedance Matching Transformers, Line Loading Coils and Surge Voltage Protectors.

**GREENDALE
ELECTRONICS LIMITED**

Green Lane, Dronfield,
Sheffield S18 6LL
Tel: (0246) 417661.
Telex: 54649



NEW

See our *PRODUCT RANGE*
on *STAND No: 4.45 AT:-*



26 OCTOBER - 1 NOVEMBER 1983
GENEVA

DIGICOUNT LDP/DTMF

AIL will be exhibiting their New Product Range at the TELECOM '83 SHOW in Geneva. These will include TEST & MONITORING EQUIPMENT for use by Engineers employed in the area of Maintenance of SUBSCRIBER or EXCHANGE APPARATUS where LOOP DISCONNECT PULSING OR DTMF SYSTEMS are used.

Currently available is the "DIGICOUNT" Loop Disconnect Pulse Counter and shortly to go into full production a DTMF unit which will display all 16 DTMF tones sequentially as dialled. Also due shortly, will be the combined LDP/DTMF unit.

For further information please contact:



area intertrade limited

AIL

34 LOWNDES STREET, LONDON SW1X 3HX
TELEPHONE: 01-245 9477/8 TELEX: 297081 BOYCEV G

ELECTRONIC AND TELECOMMUNICATION EQUIPMENT

Ladies-in-waiting



Whether your queue is people or paper, read how economically you can cure it . . .

Before you commit your company to the expense of another telex, pause. Take a look at an all-British system which will cure the queue at a fraction of the cost.

It's called the CSL System 4000, and it means you don't use your telex to prepare telexes — you use your normal office typewriters, computers or word processors and your secretaries don't even have to leave their offices.

You save hours of valuable machine time; and your telex is freed to concentrate full time on the job it's designed for: sending and receiving telex messages. Output is at least doubled!

CSL System 4000 solves other problems besides

Telex interruptions become a thing of the past. So do telex 'rush hours'. System 4000 adds capacity to an overloaded telex and avoids going off to a different building to send a message. It even includes a device for delivering telex messages instantly to your desk.

Send off the coupon: find out how economically your problem can be solved!

CSL Business Systems Limited, Bijoli House, Icknield Way, Letchworth, Herts SG6 4AB Telephone (04626) 73991. Telex 825653.



Preparing a telex on a typewriter with a CSL System 4000 — no interruptions and no need to queue!

CSL The word technologists

Come on then — please cure my queue

Name

Position


Company

Address

Telephone

Post today to: CSL Business Systems Limited, Bijoli House, Icknield Way, Letchworth, Herts SG6 4AB Telephone (04626) 73991. Telex 825653.

BTJ/AUG



For Radio Link Analysis including low capacity systems

A new radio link analyser the W & G RM-5 has been developed for the measurement of distortion in analogue and digital microwave radio link and satellite system.

In addition to the test frequencies for wide-band systems the RM-5 now includes the low test frequencies applicable on radio link system of 4 or more channels.

The CRT display presents processed results which can be marked with adjustable horizontal and vertical calibration

traces whose separation is numerically displayed on the screen permitting easier and more accurate readout. Ease of operation and remote control with the IEEF 488 Bus (option) are provided by the powerful micro-processor controlling the RM-5 which brings unprecedented advantages in the presentation, evaluation and documentation of measurements.

Send for further information




W & G Instruments Limited

Progress House,
412 Greenford Road,
Greenford,
Middlesex UB6 9AH
Telephone: 01-575 3020
Telex: 934489

A Member of the Wandel & Gottermann Group of Companies

STC

Today's Fibre Optics For Tomorrow



OFR3

STC pioneered the commercial use of Fibre Optics and is still a leader in research, design and manufacturing of top quality systems and components for the professional telecommunications, military and industrial markets.


Capability

Our Opto-Electronics unit at Leeds offers a complete Fibre Optics capability with DEFSTAN 05-21 approval. The production facility at Leeds is supported by a strong engineering team with extensive laboratory facilities and a comprehensive knowledge of both the theory and practical use of the technology.

Test Equipment

The advent of Fibre Optics technology, particularly in the area of communications, has prompted the need for specially designed measuring and test equipment for use with the systems and components.

STC has called upon all its experience to develop a range of instruments which are recognised as being amongst the most advanced in the world. Continuous development work is being carried out to provide regularly up-dated additions to our range.



OFTK06


We can now offer Splicing Kits, a Termination Kit, Test Set and sophisticated Optical Time Domain Reflectometers for accurate location of faults and to provide a complete attenuation of the fibre.

Components for Professionals

We can provide a broad range of products for use in a Fibre Optic system, including - MODULES - Analogue, Pulse Frequency Modulation, Digital and Plug-in; - COUPLERS - a wide range of devices for use in multi-terminal data transmission systems; - SPECIAL PURPOSE CABLES - incorporating a wide variety of fibre types which have been comprehensively tested both for optical performance and ruggedness in operational environments; - CONNECTORS - the well-proven Jewelled Ferrule was developed at our unit in Leeds and forms the basis of our range of single and multiway connectors.

As with our instruments, continuous development work enables us to provide regular additions to our range of components.

We also supply special purpose tools for use in the assembly and repair of optical links.



Assembly of Jewelled Ferrule Termination

Technical Resources

No-one knows more about Fibre Optics and the way the technology can be put to work than STC. Our skill and experience is freely available to anyone interested in using Fibre Optics and we can advise you on the design of a system and follow through by helping you build it.

If you are planning to use Fibre Optics, let us help you to communicate.

We have one of the world's widest ranges of Fibre Optics components and sub-systems. They are described in our summary catalogues and our brochure.


Send for your copies.
Write to us or call us at:

**STC Components
Opto-Electronics Unit
Westfield Mill
Broad Lane
Leeds LS13 3HA
Tel: (0532) 577261
Telex: 818746**

STC Components



**The switch
is on to
System X.**



For Britain's future telephone network there's a challenging role for Plessey.

Because Plessey has now been firmly entrusted with completing the development of System X for British Telecom's existing modernisation programme, and its evolution.

It's the largest telecoms development programme ever undertaken in the UK.

Plessey will also supply complete systems to British Telecom—and sell them worldwide, too.

System X is the new generation of exchanges of which Plessey is the development authority. Already Britain has four of them in service, including the City of London.

The design is fully digital. That means the switching or connection of your call at the exchange is all electronic for greater speed and reliability, and no noise, crackle or crossed connection.

But that's not the end of it. Within the next five years System X will provide a new digital trunk network

covering all key centres in the United Kingdom.

For business and private telephone subscribers nationwide, there'll be a better service—not just for voice—but data, too.

Bringing new communications to reality. That's Plessey.

To find out more, contact Rosemary G. Critchley, Plessey Telecommunications Limited, Edge Lane, Liverpool L7 9NW. Telephone: Liverpool (051) 228 4830 Ext. 2886. Telex: 629267.


A company within Plessey Telecommunications & Office Systems Limited.



PLESSEY

telecommunications & office systems

Ahead in business communications.



Business communication – a solution through electronic mail

Electronic Mail is here – and with it comes a revolution in business communications.

Now, in its second year of operation, over 250 organisations subscribe to British Telecom's electronic mail service.

The service uses your existing terminals to send memos, reports and messages. Delivery to your colleagues' "electronic mailboxes" is virtually instantaneous – whether it's a single letter or a circular memo to 50 branch offices.

The service will maintain distribution lists, design and handle forms, manage your filing and offer you a Company "noticeboard". Personal and public directories are also maintained so that you can communicate easily with colleagues or other organisations.

Applications tailored to your company requirements can be built and integrated with the electronic mail system. Special data-bases can also be created and managed; and under certain conditions you can even link through British Telecom's Telex, Radiopaging and Telemessage services.

This is a new mind-opening development from British Telecom and is brought to you by Telecom Gold which forms part of British Telecom Enterprises.

Our integrated approach to electronic mail communication, application processing and application handling provides you with a unique opportunity to improve your business communications now.

Contact us for details.

TELECOM GOLD

Automated Office Services, 42 Weston Street, London SE1 3QD 01-403 6777.



Works even better when it's broken down.

To use KiloStream's 64 kb/s data stream for a single word processor or data terminal is a little like filling a kettle from Niagara Falls. It can be done, but it leaves a certain capacity to spare.

For real cost-effectiveness, KiloStream has to be broken down into a number of "tributaries." And that is exactly what Marconi MARDIS does.

It will break down the 64 kb/s data stream into standard data rates, each of which can, in turn, be sub-multiplexed.

And since the KiloStream equipment was also built by Marconi, there are no compatibility problems.

Using standard, low-cost hardware interfaces, MARDIS enables you to integrate speech, data, telex, teletext, and facsimile facilities into a single system. A system which is economical, fast and flexible - cheap to buy, simple to install. And just as simple to reconfigure when required.

With all these advantages going for MARDIS you can

be sure of one thing: it's only a matter of time before our breakdown is as famous as our reliability.

For further details please contact Anthony Norman, Radio & Line Division, Marconi Communications Systems Limited or David St. Leger, British Telecom Marketing Executive, Seal House, 1 Swan Lane, London EC4R 3TH. Telephone: 01-357 2171. Telex: 883055.

Marconi MARDIS


Marconi Digital Information System.

Marconi
Communication Systems



New Street, Chelmsford, CM1 1PE. Telephone: 0245 353221. Telex: 99201.





But then, most word processors ask for it. They might as well spend their time in solitary confinement in the office word processing department, because that's all they can do: process words.

Not so with ICL's DRS word processing systems. They have another string to their bow. They can communicate.

This vital ability has enabled ICL to create the DRS Document Storage System, a true 'electronic filing cabinet'. Linked into a common network, every single DRS word processor—wherever it may be situated—can call up, store and update information held in a central electronic file.

All the right people can have instant access to oft-repeated documents like standard letters, and they'll be spared the trouble of

It's criminal what some people do to word processors.

going through files of floppy discs every time they want the right document. And, of course, the system can grow as your company grows. You can add more screens, more printers, and more storage, whenever you need them.

Most importantly, though, DRS word processors are an integral part of ICL's distributed office system. Which means that they are far more than word processors. They are information processors.

For more information, dial 100 and ask for Freefone ICL. Or send the coupon to: ICL Infopoint, ICL House, Putney, London SW15 1SW.

Name _____ Position _____
Company _____
Address _____

We should be talking to each other. **ICL**

Viking Vitel F/BT 226

Mastering the art of interconnection

Here is the easy way to meet the stringent Telecommunications Industry standards for connecting cable to cable, cable to panel and cable to PCB... with big savings in time and money.

These connectors utilise insulation displacement contacts which are reliably mass-terminated with power or hand assembly tools, eliminating the need for costly wire preparation.

Vitel F connectors are fully interchangeable with other approved BT 226 connectors and have impact-resistant thermoplastic casings to withstand hostile environmental and mechanical stresses.

Effortlessly

Why not take the easy way out?
Just pick up the phone and dial
Luton (0582) 882345.

CRITON VIKING


Criton Corporation
Electronics and
Defence Group

Viking Connectors (UK) Ltd
Barton Industrial Estate
Faldo Road, Barton-Le-Clay
Bedfordshire MK45 4RS
Tel: (0582) 882345/882463
Telex: 825377

MICROWAVE COMMUNICATIONS LIMITED

M/A COM
COMPANY

Humphrys Road, Dunstable Beds. LU5 4SX.
Telephone: 0582 601441



A new U.H.F. Radio at 1500 MHz providing up to 120 voice channels of transmission. This complements the wide range of U.H.F. and S.H.F. line-of-sight microwave radios manufactured at Dunstable for conveying low and medium density traffic.

TERRESTRIAL MICROWAVE LINK SOLUTIONS

MICROWAVE COMMUNICATIONS

- FREQUENCY AGILE
- IF HETERODYNE
- VIDEO + 4 SOUND
- 1200 CHANNEL TELEPHONY

M/A COM
COMPANY

MICROWAVE COMMUNICATIONS LTD, LU5 4SX, ENGLAND.

What price down-to-earth protection?



It may not come as a shock to learn that over-voltages still pose a serious threat to safety and efficiency in many areas of the modern telecommunications world.

But it's a disturbing fact that recent progress has made a great deal of equipment even more vulnerable to costly damage. Even fibre-optic cables are not immune.

M-OV's long experience as world leaders in the design of gas-filled surge arresters has permitted us to develop new types to meet the changing needs of modern systems.

And they are many.

So our wide range of BT-approved arresters, installed all along the line for the protection of

the world's telecommunications systems and associated equipment, is rapidly becoming still wider.

Greater use of semiconductor systems incorporating costly LSI and VLSI further increases the need for highly reliable protection.

The special robust metal-ceramic compression seals of M-OV devices make them far superior in performance, and assure greater long-term reliability, than inferior butt-seal types prone to gas venting problems.


Selecting the appropriate M-OV arrester will provide a permanent solution to your voltage overload problems, and our specialist engineers are ready to advise and help you.

Just say the word.

M-O Valve Company Limited,
Hammersmith, London W6 7PE, England.
Tel: 01-603 3431. Telex: 23435.

M-OV

A MEMBER OF THE GEC GROUP




WE CUT THE PRICE. WE CUT THE SIZE. WE LEFT THE OMRON QUALITY.

IMO can now offer you the high quality and reliability that you have come to expect in Omron relays, in their new series of low profile, printed circuit mounting subminiatures.

There's a tremendous range for every interface, communication and output application, suitable for mounting with sockets or directly onto printed circuit boards. There are low cost types like the LC1-NE, where price is a major consideration, and high reliability types like the LZN's with gold-clad, bifurcated crossbar contacts and card lift-off operation.

With contact ratings up to 10A and 240VAC and down to 10 μ A, all in a variety of housing styles and sizes, and up to four changeover contacts per relay, this range from IMO offers

you real design flexibility. All usual AC and DC coil voltages are available from stock.





With the increased requirement for complete reliability in electronic circuitry, you'll need relays at the right price and the highest quality.

In a word, Omron—from IMO.

IMO
Much more
than you may know

IMO Precision Controls Ltd.,
1000 North Circular Road,
Staples Corner, London NW2 7JP.
Tel: 01-452 6444. Telex: 28514.

THE TEST OF TIME



1993
1994
1995
1996
1997
1998
1999
2000

What gives you lasting value for money?
What gives you trouble-free low resistance and maximum vandal resistance?

— The one and only material with a cast-iron guarantee.
What else but British Cast Iron.

Lion Foundry is the traditional supplier of cast iron telephone boxes, cross connection cabinets, carriage way covers and pillar boxes.

Go for the cast iron guarantee.
Products that stand the test of time by Lion Foundry.




LION FOUNDRY Co. Ltd.
in the electronic age



A member of the Norcros Group

Barleybank, Kirkintilloch, Glasgow, Scotland G66 1HY Tel: 041-776 2231/2 Telex: 779035



MINI-MOLE

Cable Fault Locator New 2km version available

There's no hit or miss with this unique, robust and highly portable instrument. In seconds, it pinpoints faults with laboratory accuracy – but it is built as a rugged, simple, every day working tool for use in the field.


'MINI-MOLE' is British Telecom approved. It has immediate time and cost saving applications wherever underground or above ground networks are vital to communication. To P.T.T.'s it is an essential aid to constantly reliable operation.

Wherever there is a cable – there's a need for 'MINI-MOLE'. In factories, industrial and military installations, in ships, security systems, cable T.V. or any office where computers and electronic systems are essential to efficiency.


BRITISH TELECOM APPROVED

'MINI-MOLE' is battery operated and can be used anywhere – without mains supply. To ensure its constant readiness in the field, a mains battery charger and an in-vehicle charger module are available options.

'MINI-MOLE' finds faults quickly, accurately, simply and economically.



UNIT 4, HASLEMERE INDUSTRIAL ESTATE,
WEYDOWN ROAD, HASLEMERE, SURREY,
ENGLAND. GU27 1DW.
Telephone 0428 - 54771
Telex 859130 HAMHOU-G




Twin capstan winch as supplied to British Telecom, has several unique features

- Infinitely variable speed control.
- Extremely sensitive inching facility even under full load.
- Rope speeds up to 70 metres per minute.
- Twin variable grooved capstans take full working load giving smooth, even line pull at all speeds.
- Standard drum hold 550 metres of 8mm cable – more if required.
- Fixed tension on storage drum, independent of load at capstan, gives correct lay of cable without crushing or pinching ensuring longer cable life.
- Winch unit can be mounted independently of storage drum leaving floor space clear for personnel, payload, etc.
- Multi-direction pull.

APPLICATIONS

- Underground cable laying
- Power line construction
- Forestry
- Recovery
- Civil engineering
- Mining
- Oil industry
- Marine
- Military use



For details on our full range of winches please contact:

Fairey Winches Limited
ABBEY RISE, WHITCHURCH ROAD, TAVISTOCK, DEVON, PL19 9DR ENGLAND.
 Phone: TAVISTOCK (0822) 4101/7. Telex: 45324
 (A member of the Fairey Holdings Group of Companies)

The new Plessey 8600 Series.

Get a line on the world's most flexible data switching system.

The new Plessey 8600 Series is the world's most flexible data switching system. It can be configured from a small telex/data switch up to a full trunk gateway of 64,000 lines and arranged for packet switching, store and forward, teletex, and the enhanced telex and new data services you need.

Small wonder it's already been chosen by British Telecom to provide the system's architecture for the world's largest new telex exchange.

For full data visit us on Stand 118 at Telecom 83, or contact:

Plessey Controls Limited,
Sopers Lane, Poole, Dorset,
United Kingdom BH17 7ER.
Telephone: Poole (0202)
675161. Telex: 41272.



PLESSEY
CONTROLS

If it's plastic, we'll design it, mould it, assemble it, finish it, and distribute it.

In thermoplastic and thermoset moulding, Birkbys Plastics give you a completely better service.

Telecomms equipment, domestic electronics, office systems, automotive, defence and consumer durables too.




Apart from extensive moulding capacity – 30 to 1000 tonnes for thermoplastic injection, and 12 to 200 tonnes for thermoset – Birkbys can help design and develop your prototypes, assemble your wiring, contacts and terminations, and build up complete assemblies or finished products.

Their decorative treatments include specialised stoving, wood graining, adhesive bonding, hot foil blocking, silk screening – for just about any finish you could ask for.

Birkbys Plastics Ltd, PO Box 2, Headlands Road, Liversedge, West Yorkshire WF15 6QA
Telephone: 0924 403721. Telex: 55332

Birkbys Plastics

A PLESSEY COMPANY






Herman Smith



Metal fabrications and electro-mechanical assemblies to customers' requirements, approved to British Telecommunications and Ministry of Defence standard.

Typical 19" rack, one of several types manufactured suitable for mounting 19" shelves or 8- and 4-unit TEP-1E shelf units, with or without doors.

Ask us to quote for your requirements.



Datel cases to British Telecommunications and contractors' requirements.

*TEP-1E Rack 80A, 8- and 4-unit shelves in full production. Detailed leaflet on request.

*TEP-1E is a Registered Trade Mark of the British Telecommunications

Herman Smith
(Eurocraft) Ltd.

A member of the Herman Smith Group of Companies



Fully approved by British Telecommunications
Ministry of Defence to 05/24 standard and C.A.A.

Netherton, Dudley,
West Midlands, DY2 9AH.
Tel: Dudley (0384) 52791.
Telex: 339962.

Better by design



Everybody's talking about Ferranti ICs.

Codecs

The ZNPCM3 single chip Codec provides single 5V operation, digital filters, time slot assignment and is packaged in a 28 pin moulded chip carrier. The device will be manufactured on the same BT approved line as the popular ZNPCM1 and ZNPCM2.

ULA

Ferranti Uncommitted Logic Array (ULA) provides quickly the economic and performance benefits of custom LSI whatever your application sector. We are the major supplier of ULA LSI circuits in telecoms equipment throughout Europe. The Ferranti ULA offers you the widest range of array products from linear to high speed digital and complexities from 100 to 10,000 gates and above.

Microphone Amplifier

The ZN470 has been selected for use in British Telecom telephones including the Ambassador.

Designed to match the BT patented electret microphone the device provides improved speech quality and long term reliability. It is also thought to be the only IC capable of meeting BT's stringent lightning surge requirements.

Tone Caller

The ZN473 tone caller IC provides a balanced output drive suitable for use with piezo electric or electromagnetic transducers. The device requires no critical external components and provides digital dial pulse rejection. It is encapsulated in an 8 pin moulded DIL.

It's Ferranti ICs for telecommunications—all the way. Send for further information to:

Ferranti Electronics Limited, Fields New Road,
Chadderton, Oldham OL9 8NP, England.
Tel: 061-624 0515, 061-624 6661 Telex: 668038

FERRANTI Semiconductors

